

Environmental Product Declaration



In accordance with ISO 14025, EN 15804+A1 and EN 16810 for:

Laminate flooring - TARKETT

Programme:	The International EPD® System www.environdec.com
Programme operator:	EPD International AB
EPD registration number:	S-P-01354
ECO EPD Ref. number:	00000894
Publication date:	2018-12-06
Revision date:	2018-12-12
Validity date:	2023-12-01
Geographical scope:	Europe



 **Tarkett**

General information

Information about the organization

Owner of the EPD: Tarkett France. Axel ROY, +33 (0)141 204 074, axel.roy@tarkett.com, Tarkett La Défense, 1 Terrasse Bellini 92400 Paris

Description of the organisation: ISO 9001, ISO 14001, ISO 50001, WCM manufacturing site

Name and location of production site: Heusweiler, Germany

About the company

With an international coverage and a wide range of products, Tarkett has over 130 years of experience in providing integrated solutions for floorings to professionals and end users.

Many of the most important architectural firms in the world and building professionals have chosen Tarkett for the value of its products and for its consultation and service abilities. Therefore, Tarkett floorings and sport surfaces are present in several prestigious architectural reference points. Tarkett offers integrated solutions for floorings, able to meet the particular needs of customers. Our wide range of designs, colors and models provides an infinite series of possibilities, contributing to create a positive environment and a better quality of life for people.

Tarkett operates with the utmost respect for the environment towards the realization of eco-friendly products.

Tarkett's commitment to the environment is woven throughout its business. Cradle-to-Cradle principles are, in fact, the basis of the design and production of every solution. Particularly, the lifecycle analysis is used to continuously improve the production process, and so the products until their use stage, disposal and recycling. The commitment to the environment is also proven by the accession to the Circular Economy 100 program, where Tarkett group, with a network of companies, is working to develop a circular economy model based on the reuse of materials and preservation of natural resources. The development of products that can be reused within internal production cycles, or external ones in case of other individuals, has been an integral part of the business strategy aimed at sustainability for many years. The WCM (World Class Manufacturing) management system has been developed in 2009, and it includes the environmental pillar aimed to the elimination of losses and to the growth of process efficiency.

Product information

Products name: Easy Line 731, Nordic Soul 832, Vintage 832, Woodstock 832, Infinite 832, Essentials 832, Lamin'art 832, Loft 832, Easy Line 832, Welcome 833, Long Board 932, Essentials XXL 832, Welcome 1233

Product identification: Laminate floor coverings (EN 13329)

Product description: Laminate collection is a laminate flooring developed by Tarkett. Composed of hard density fibreboard and melamine impregnated paper, laminate tiles are locked together without glue to the sub-floor. The service lifetime recommended by Tarkett is 20 years.

The following figure shows an example of Laminate flooring:



Laminate flooring

UN CPC code: APE/NAF - 2223Z

Geographical scope: Europe

Range of application

The product are classified in accordance with EN ISO 10874, EN 685 and in reference to the FCSS (Floor Covering Standard Symbols) to be installed in various areas of application. The area of use according to the ISO 10874 is moderate (31), general (32) or heavy (33) for commercial classification.



LCA information

Functional unit / declared unit:

1m² of floor covering with a reference service life (RSL) of 1 year for specified characteristics application and use areas according to ISO 14486 and EN ISO 10874.

Reference service life:

1 year

Time representativeness:

2017

Database(s) and LCA software used:

SimaPro 8.5

Description of system boundaries:

Cradle to grave

System boundaries

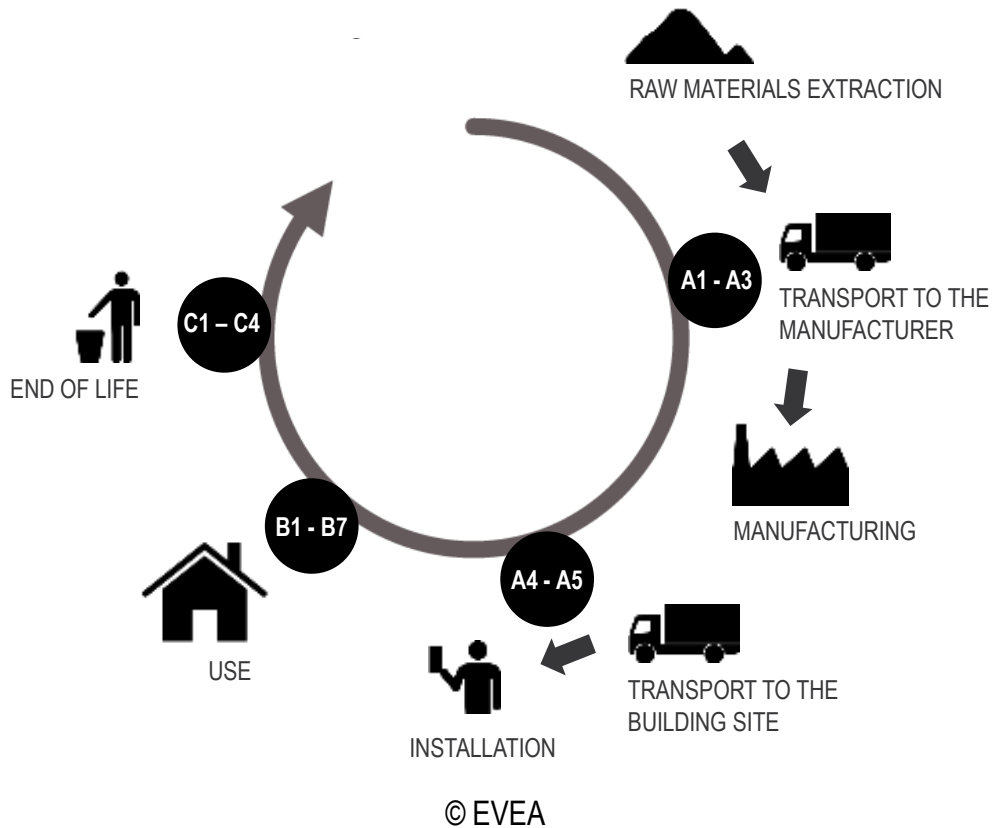
The system boundary is based on the EN 15804 description.

Production stage : A1 – A3: includes the provision of all raw materials, transport to the production site and energy consumption during the manufacturing of the product, packaging of final product, the different air emissions, as well as processing of waste generated by the factory.

Construction stage: A4 – A5: includes the transport from the factory to the final customer, the installation of the product, as well as all consumables and energy required and processing of waste generated during the installation.

Use stage B1 – B7: includes provision and transport of all materials, products and services related to the use phase of the product, as well as their related energy and water consumption, and the processing of any resulting waste.

End of life stage C1 – C4: includes provision and transport of all materials, products and services related to the end of life phase of the product, including energy and water consumption, as well as the end of life processing of the product.



Included/excluded life stages

	Production Stage			Construction Process Stage		Use Stage							End-of-Life Stage			
	Raw material supply (extraction, processing, recycled material)	Transport to manufacturer	Manufacturing	Transport to building site	Installation into building	Use / application	Maintenance	Repair	Replacement	Refurbishment	Operational energy use	Operational water use	Deconstruction / demolition	Transport to EoL	Waste processing for reuse, recovery or recycling	Disposal
Modules	A1	A2	A3	A4	A5	B1	B2	B3	B4	B5	B6	B7	C1	C2	C3	C4
Accounted for:	X	X	X	X	X	MND	X	MND	MND	MND	MND	MND	X	X	X	X

X Module included in the study
MND : Module not declared

Use stage: Floor coverings do not contribute to modules B1 and B3 to B7 according to the standard EN 16810.

Cut-off criteria

The cut-off criteria shall be 1% of renewable and non-renewable primary energy usage and 1% of the total mass of that unit process. The total neglected input flows per module shall be a maximum of 5% of energy usage and mass.

For this study, all input and output flows have been considered at 100%, including raw materials as per the product composition provided by the manufacturer and packaging of raw materials as well as the final product.

LCA data

As a general rule, specific data derived from specific production processes or average data derived from specific production processes have been used as the first choice as a basis for calculating an EPD. To model the life cycle of the product in question, the software SimaPro 8.5, developed by PRé, has been used in conjunction with the LCA database ecoinvent v3.4.

Data quality

The objective of this evaluation is to evaluate the environmental impacts generated by the product floor covering Laminate throughout its entire life cycle. To this end, ISO 14040, ISO 14044 and EN 15804 have been met regarding the quality of data on different following criteria:

The time factor, the life cycle inventory data used come from:

- Data collected specifically for this study on Tarkett sites. Data sets are based on 1 year averaged data.

- In the absence of collected data, generic data from the ecoinvent V3.4 cut-off by classification database. This is regularly updated and is representative of current processes

Technological Coverage

- Tarkett technologies used for the manufacture methods of the product.
- European technology in the case of use of generic data.

Geographical Coverage

- Data come from production sites of Tarkett
- The generic data come from the ecoinvent database, representative of the European processes.

Allocation

The overall values for the factory's material and energy consumptions during a period of one year have been divided by the annual production of each product to supply a value per square meter of flooring produced. All factory data are measured in square meters, and it is assumed that the process consumptions are governed by area of flooring processed rather than mass.

Comparability

Basically, a comparison or an evaluation of EPD data is only possible if all the data sets to be compared were created according to /EN 15804/ and the building context, respectively the product-specific characteristics of performance, are taken into account.

Content declaration

Product

According to PCR 2012-01 v2.2, several similar products can be included in the same EPD if "differences between the mandatory impact indicators lower than $\pm 10\%$ (concerning A1-A3) could be presented using the impacts of a representative product". The next table presents how products are grouped:

Products	Representative average product
Easy Line 731	Surface density inferior than 6 kg/m ² - Standard size
Nordic Soul 832	Surface density between 6 and 8 kg/m ² - Standard size
Vintage 832	
Woodstock 832	
Infinite 832	
Essentials 832	
Lamin'art 832	
Loft 832	
Easy Line 832	
Welcome 833	Surface density between 6 and 7 kg/m ² - Large tiles
Long Board 932	
Essentials XXL 832	
Welcome 1233	Surface density between 7 and 8 kg/m ² - Large tiles
	Surface density superior than 8 kg/m ² - Standard size

Characteristics	Product Thickness [mm]	Product Weight [kg/m ²]	Surface Soundness	Réaction to fire	Dimension stability	Light fastness
Surface density inferior than 6 kg/m ² - Standard size	7.00E+00	5.84E+00	≥1,60 (EN 13329)	Cfl-s1 (EN 13501-1)	≤ 0.9 mm (EN 13329)	≥ 6 (EN ISO 105-B02)
Surface density between 6 and 8 kg/m ² - Standard size	3.30E+00	2.40E+00				
Surface density between 6 and 7 kg/m ² - Large tiles	3.10E+00	2.67E+00				
Surface density between 7 and 8 kg/m ² - Large tiles	3.26E+00	2.94E+00				
Surface density superior than 8 kg/m ² - Standard size	3.17E+00	3.10E+00				

Chemical substances for each representative product	Surface density inferior than 6 kg/m ² - Standard size	Surface density between 6 and 8 kg/m ² - Standard size	Surface density between 6 and 7 kg/m ² - Large tiles	Surface density between 7 and 8 kg/m ² - Large tiles	Surface density superior than 8 kg/m ² - Standard size	Substance concerned with REACH
Melamine paper	9%	8%	8%	7%	5%	/
Wood chips	76%	78%	78%	78%	80%	/
Solid résin	8%	8%	8%	8%	9%	/
Water	5%	6%	6%	6%	6%	/
Parrafin	1%	1%	1%	1%	1%	/
Formaldehyde	<0.5%	<0.5%	<0.5%	<0.5%	<0.5%	/

NB: The recycled content is 0.7% in average for Laminate products (recycled paper in backing layer).

Product manufacturing

Production process

The production of the laminate flooring is divided into the following stages:

- Hard fiberboard production: Woodchips, water and resin are melted, warmed and compressed to produce hard fiberboard panel.
- Pressing: Melamine impregnated paper layers are pressed into HDF board in high temperature
- Cutting: The board are cut at the desired characteristics.
- Packaging: The final product is placed into cardboard cases with discs and plastic hangers positioned at the ends. The cardboard cases are then wrapped in plastic film on a wood pallet.

Production waste

Waste type	Amount	Unit
Non-hazardous waste to external incineration	3.67E-02	kg/m ²
Hazardous waste to external incineration	1.46E-02	kg/m ²
Non hazardous waste to external recycling	5.22E-04	kg/m ²
Non hazardous waste to external landfill	3.17E-02	kg/m ²

Health, safety and environmental aspects during production

Laminate production site complies with the ISO 14001 Environmental Management System, the ISO 9001 Quality Management System and the ISO 5001 Energy Management System.

Packaging

Type	Unit	Quantity
Product Packaging Cardboard	kg/m ² of product	1.20E-01
Product Packaging PELD	kg/m ² of product	6.00E-02
Product Packaging PS	kg/m ² of product	3.00E-02
Product Packaging PP	kg/m ² of product	1.00E-02
Product Packaging Wood	kg/m ² of product	7.00E-02

Delivery and installation

Delivery

The average distribution distance between the factory and the installation site is 1054 km. It has been calculated considering the average distance between European countries where Tarkett is selling the Laminate products and the factory plant in Heusweiler (Germany). The distribution is made by truck.

Installation

The product is lay on the subfloor without glue, the planks are locked together. Electricity consumption is considered for the plank cutting.

Description	Amount	Unit
Electricity consumption	2.46E-02	kWh/m ²

Waste

During the installation approximately 3% of the flooring is lost as off-cuts. All flooring losses are sent 50% to landfill and 50% to incineration.

Packaging

50 % of the packaging materials goes to incineration and 50 % goes to landfill, except for the wooden pallet (recycling).

Use Stage

Reference Service Life (RSL)

For this product, the stated RSL is 1 year. It should be noted, however, that the service life of a Laminate floor covering may vary depending on the amount and nature of floor traffic and the type and frequency of maintenance. The manufacturer has provided this service life on the basis of his experience of flooring manufacture and supply. This RSL is applicable as long as the product use complies with that defined by ISO 14041 and ISO10874 in accordance with the product's classification. The service lifetime recommended by Tarkett is 20 years.

Cleaning and maintenance

The cleaning of the installed floor involves a mechanical cleaning with detergent and the use of a vacuum cleaner. The maintenance scenario is :

- **Common maintenance : 2 cleaning / week**
- **Periodic maintenance : 2 scrubbing / year**

Description	Amount	Unit
Electricity consumption	2.03E-01	kWh/year/m ²
Water consumption	1.00E+00	L/year/m ²
Detergent consumption	4.26E-02	L/year/m ²



Prevention of structural damage

To avoid excessive wear, usage should be restricted to the stated areas of application as outlined by the norm ISO 10874.

End of Life

For the purpose of this LCA, it has been considered that major part of the product is sent to recycling, other parts are sent to landfill or incinerated.

It is chosen to use the percentage of each part proposed by FCBA¹ in the French end of life scenario of wood construction product²: 57.2% of recycling, 17.3% of landfilling and 25.5% of incineration. We assumed this scenario can represents European average treatment of the product.

The transport between construction site and waste treatment facility is by truck, with an estimated distance of 30 km to landfilling (according to the FDP01-015) and 100 km to incineration and recycling.

¹ French technological institute for wood products and forest "Forêt Cellulose Bois-construction Ameublement"

² Prise en compte de la fin de vie des produits bois, convention DHUP/CTSB 2009 action 33, sous action 6, ACV & déclarations environnementales pour des produits et composants du secteur de la construction bois ; 2012 ; FCBA.

Data Validation

To validate data, a validity framework has been established. A specific average product has been determined for each category. These five average products are formed by every elements of LCI. Based on results on all environmental indicators, it has been shown that these average products are representative of, respectively, one, nine, one, one and one products each. Because there is only one product in four categories, impacts of their representative product are the same as theirs. So, following figures do not show them. These are data from these average products which are presented in this EPD.

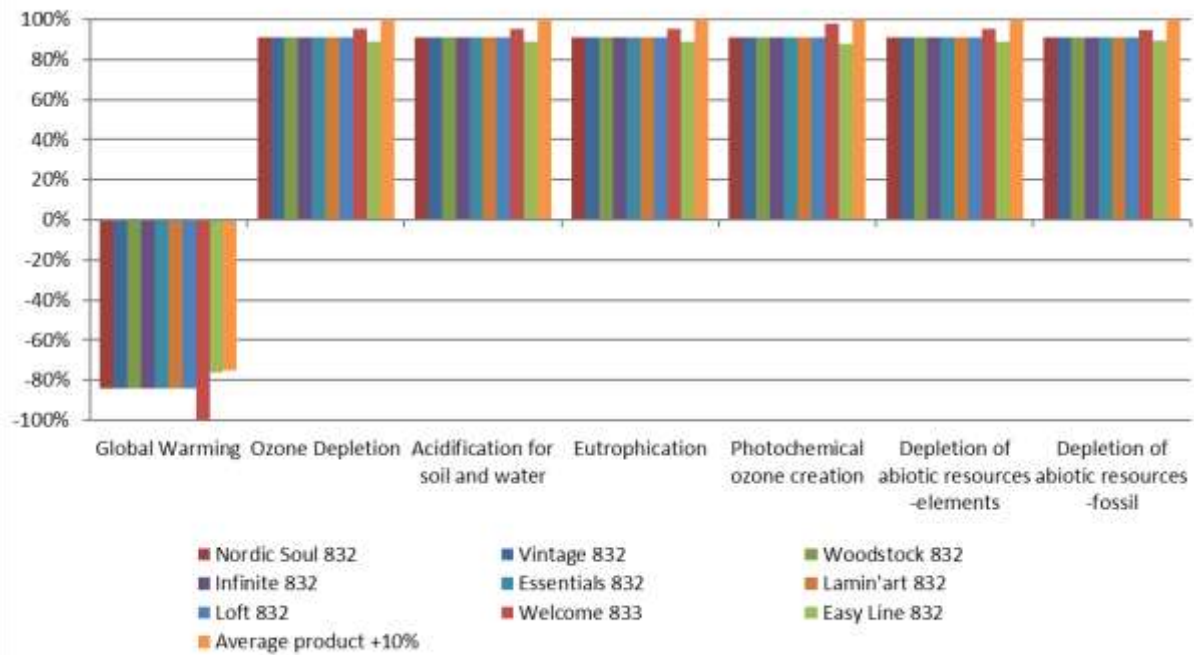


Figure 1: Comparison of product stage (A1-A3) between laminate product and the average one (Surface density between 6 and 8kg/m² - standard size)



Environmental performance

Potential environmental impact

Surface density inferior than 6 kg/m ² - Standard size (Easy Line 731)															
PARAMETER	UNIT	Product stage	Construction stage			Use stage						End of life stage			
		Total Production	Transport	installation	Use	Maintenance	Repair	Replacement	Refurbishment	Operational energy use	Operational water use	Deconstruction	Transport	Waste processing	Disposal
		A1-A3	A4	A5	B1	B2	B3	B4	B5	B6	B7	C1	C2	C3	C4
Global Warming	kg CO2 eq	-2.18E+00	1.05E+00	2.72E-01	MND	2.06E-01	MND	MND	MND	MND	MND	0.00E+00	8.36E-02	4.34E+00	2.38E+00
Ozone Depletion	kg CFC-11 eq	6.33E-07	1.95E-07	2.86E-08	MND	1.64E-08	MND	MND	MND	MND	MND	0.00E+00	1.55E-08	2.21E-09	4.23E-09
Acidification of soil and water	kg SO2 eq.	2.43E-02	3.31E-03	9.83E-04	MND	8.95E-04	MND	MND	MND	MND	MND	0.00E+00	2.67E-04	1.15E-04	3.90E-04
Eutrophication	kg PO4---eq	4.25E-03	5.43E-04	2.21E-04	MND	4.03E-04	MND	MND	MND	MND	MND	0.00E+00	4.42E-05	1.51E-05	1.09E-04
Photochemical ozone creation	kg ethylene	5.82E-03	5.39E-04	2.35E-04	MND	1.04E-04	MND	MND	MND	MND	MND	0.00E+00	4.34E-05	5.77E-06	1.56E-04
Depletion of abiotic resources - elements	kg antimony	2.04E-05	3.27E-06	7.46E-07	MND	4.26E-07	MND	MND	MND	MND	MND	0.00E+00	2.60E-07	9.61E-09	4.38E-08
Depletion of abiotic resources - fossil	MJ. net CV	9.19E+01	1.58E+01	3.52E+00	MND	1.52E+00	MND	MND	MND	MND	MND	0.00E+00	1.26E+00	2.33E-01	3.86E-01



Surface density between 6 and 8 kg/m² - Standard size
(Nordic Soul 832, Vintage 832, Woodstock 832, Infinite 832, Essentials 832, Lamin'art 832, Loft 832, Easy Line 832, Welcome 833)

PARAMETER	UNIT	Product stage	Construction stage		Use stage							End of life stage			
		Total Production	Transport	installation	Use	Maintenance	Repair	Replacement	Refurbishment	Operational energy use	Operational water use	De-constructi on	Transport	Waste processing	Disposal
		A1-A3	A4	A5	B1	B2	B3	B4	B5	B6	B7	C1	C2	C3	C4
Global Warming	kg CO2 eq	-3.39E+00	1.23E+00	2.74E-01	MND	2.06E-01	MND	MND	MND	MND	MND	0.00E+00	9.95E-02	5.24E+00	2.88E+00
Ozone Depletion	kg CFC-11 eq	6.91E-07	2.30E-07	3.15E-08	MND	1.64E-08	MND	MND	MND	MND	MND	0.00E+00	1.85E-08	2.63E-09	5.03E-09
Acidification of soil and water	kg SO2 eq.	2.64E-02	3.91E-03	1.07E-03	MND	8.95E-04	MND	MND	MND	MND	MND	0.00E+00	3.18E-04	1.37E-04	4.64E-04
Eutrophication	kg PO4-- eq	4.60E-03	6.42E-04	2.36E-04	MND	4.03E-04	MND	MND	MND	MND	MND	0.00E+00	5.27E-05	1.80E-05	1.30E-04
Photochemical ozone creation	kg ethylene	6.66E-03	6.37E-04	2.66E-04	MND	1.04E-04	MND	MND	MND	MND	MND	0.00E+00	5.16E-05	6.87E-06	1.87E-04
Depletion of abiotic resources - elements	kg antimony	2.24E-05	3.86E-06	8.25E-07	MND	4.26E-07	MND	MND	MND	MND	MND	0.00E+00	3.10E-07	1.14E-08	5.22E-08
Depletion of abiotic resources - fossil	MJ. net CV	9.90E+01	1.86E+01	3.83E+00	MND	1.52E+00	MND	MND	MND	MND	MND	0.00E+00	1.50E+00	2.77E-01	4.59E-01



**Surface density between 6 and 7 kg/m² - Large tiles
(Essentials XXL 832)**

PARAMETER	UNIT	Product stage	Construction stage		Use stage							End of life stage			
		Total Production	Transport	Installation	Use	Maintenance	Repair	Replacement	Refurbishment	Operational energy use	Operational water use	Deconstruction	Transport	Waste processing	Disposal
		A1-A3	A4	A5	B1	B2	B3	B4	B5	B6	B7	C1	C2	C3	C4
Global Warming	kg CO2 eq	-2.44E+00	1.24E+00	3.03E-01	MND	2.06E-01	MND	MND	MND	MND	MND	0.00E+00	9.97E-02	5.25E+00	2.89E+00
Ozone Depletion	kg CFC-11 eq	8.71E-07	2.30E-07	3.69E-08	MND	1.64E-08	MND	MND	MND	MND	MND	0.00E+00	1.85E-08	2.64E-09	5.04E-09
Acidification of soil and water	kg SO2 eq.	2.95E-02	3.91E-03	1.16E-03	MND	8.95E-04	MND	MND	MND	MND	MND	0.00E+00	3.18E-04	1.37E-04	4.65E-04
Eutrophication	kg PO4-- eq	5.11E-03	6.43E-04	2.51E-04	MND	4.03E-04	MND	MND	MND	MND	MND	0.00E+00	5.28E-05	1.80E-05	1.30E-04
Photochemical ozone creation	kg ethylene	7.17E-03	6.38E-04	2.81E-04	MND	1.04E-04	MND	MND	MND	MND	MND	0.00E+00	5.17E-05	6.89E-06	1.87E-04
Depletion of abiotic resources - elements	kg antimony	2.54E-05	3.87E-06	9.16E-07	MND	4.26E-07	MND	MND	MND	MND	MND	0.00E+00	3.10E-07	1.15E-08	5.23E-08
Depletion of abiotic resources - fossil	MJ. net CV	1.14E+02	1.87E+01	4.27E+00	MND	1.52E+00	MND	MND	MND	MND	MND	0.00E+00	1.50E+00	2.77E-01	4.60E-01



**Surface density between 7 and 8 kg/m² - Large tiles
(Long Board 932)**

PARAMETER	UNIT	Product stage	Construction stage		Use stage							End of life stage			
		Total Production	Transport	installation	Use	Maintenance	Repair	Replacement	Refurbishment	Operational energy use	Operational water use	Deconstruction	Transport	Waste processing	Disposal
		A1-A3	A4	A5	B1	B2	B3	B4	B5	B6	B7	C1	C2	C3	C4
Global Warming	kg CO2 eq	-3,26E+00	1,39E+00	3,08E-01	MND	2,06E-01	MND	MND	MND	MND	MND	0,00E+00	1,12E-01	5,96E+00	3,28E+00
Ozone Depletion	kg CFC-11 eq	9,38E-07	2,58E-07	3,99E-08	MND	1,64E-08	MND	MND	MND	MND	MND	0,00E+00	2,08E-08	2,97E-09	5,67E-09
Acidification of soil and water	kg SO2 eq.	3,15E-02	4,38E-03	1,24E-03	MND	8,95E-04	MND	MND	MND	MND	MND	0,00E+00	3,58E-04	1,54E-04	5,24E-04
Eutrophication	kg PO4 ⁻⁻⁻ eq	5,45E-03	7,20E-04	2,65E-04	MND	4,03E-04	MND	MND	MND	MND	MND	0,00E+00	5,94E-05	2,03E-05	1,47E-04
Photochemical ozone creation	kg ethylene	7,89E-03	7,14E-04	3,07E-04	MND	1,04E-04	MND	MND	MND	MND	MND	0,00E+00	5,82E-05	7,75E-06	2,11E-04
Depletion of abiotic resources - elements	kg antimony	2,73E-05	4,33E-06	9,89E-07	MND	4,26E-07	MND	MND	MND	MND	MND	0,00E+00	3,49E-07	1,29E-08	5,88E-08
Depletion of abiotic resources - fossil	MJ. net CV	1,21E+02	2,09E+01	4,57E+00	MND	1,52E+00	MND	MND	MND	MND	MND	0,00E+00	1,69E+00	3,12E-01	5,17E-01



**Surface density superior than 8 kg/m² - Standard size
(Welcome 1233)**

PARAMETER	UNIT	Product stage	Construction stage		Use stage							End of life stage			
		Total Production	Transport	installation	Use	Maintenance	Repair	Replacement	Refurbishment	Operational energy use	Operational water use	De-constructi on	Transport	Waste processing	Disposal
		A1-A3	A4	A5	B1	B2	B3	B4	B5	B6	B7	C1	C2	C3	C4
Global Warming	kg CO2 eq	-8.17E+00	1.99E+00	2.81E-01	MND	2.06E-01	MND	MND	MND	MND	MND	0.00E+00	1.63E-01	8.84E+00	4.85E+00
Ozone Depletion	kg CFC-11 eq	9.20E-07	3.70E-07	4.31E-08	MND	1.64E-08	MND	MND	MND	MND	MND	0.00E+00	3.02E-08	4.30E-09	8.22E-09
Acidification of soil and water	kg SO2 eq.	3.46E-02	6.28E-03	1.41E-03	MND	8.95E-04	MND	MND	MND	MND	MND	0.00E+00	5.19E-04	2.23E-04	7.59E-04
Eutrophication	kg PO4-- eq	5.98E-03	1.03E-03	2.95E-04	MND	4.03E-04	MND	MND	MND	MND	MND	0.00E+00	8.60E-05	2.94E-05	2.13E-04
Photochemical ozone creation	kg ethylene	9.99E-03	1.02E-03	3.87E-04	MND	1.04E-04	MND	MND	MND	MND	MND	0.00E+00	8.43E-05	1.12E-05	3.09E-04
Depletion of abiotic resources - elements	kg antimony	3.03E-05	6.21E-06	1.14E-06	MND	4.26E-07	MND	MND	MND	MND	MND	0.00E+00	5.06E-07	1.87E-08	8.53E-08
Depletion of abiotic resources - fossil	MJ. net CV	1.27E+02	3.00E+01	5.06E+00	MND	1.52E+00	MND	MND	MND	MND	MND	0.00E+00	2.45E+00	4.52E-01	7.50E-01



Use of resources

Surface density inferior than 6 kg/m ² - Standard size (Easy Line 731)															
PARAMETER	UNIT	Product stage	Construction stage		Use stage							End of life stage			
		Total Production	Transport	Installation	Use	Maintenance	Repair	Replacement	refurbishment	Operational energy use	Operational water use	De-constructi on	Transport	Waste processi ng	Disposal
		A1-A3	A4	A5	B1	B2.	B3	B4	B5	B6	B7	C1	C2.	C3	C4
Renewable primary energy excl. RM	MJ. net CV	2.63E+01	2.35E-01	8.38E-01	MND	7.26E-01	MND	MND	MND	MND	MND	0.00E+00	1.88E-02	7.07E-02	1.33E-02
Renewable primary energy used as RM	MJ. net CV	7.31E+01	0.00E+00	1.09E+00	MND	4.43E-01	MND	MND	MND	MND	MND	0.00E+00	0.00E+00	- 3.98E+01	0.00E+00
Total renewable primary energy	MJ. net CV	9.93E+01	2.35E-01	1.92E+00	MND	1.17E+00	MND	MND	MND	MND	MND	0.00E+00	1.88E-02	- 3.97E+01	1.33E-02
Non renewable primary energy excl. RM	MJ. net CV	7.37E+01	1.62E+01	3.11E+00	MND	2.52E+00	MND	MND	MND	MND	MND	0.00E+00	1.29E+00	4.43E-01	4.01E-01
Non renewable primary energy used as RM	MJ. net CV	2.57E+01	0.00E+00	7.70E-01	MND	0.00E+00	MND	MND	MND	MND	MND	0.00E+00	0.00E+00	0.00E+00	0.00E+00
Total non renewable primary energy	MJ. net CV	9.93E+01	1.62E+01	3.88E+00	MND	2.52E+00	MND	MND	MND	MND	MND	0.00E+00	1.29E+00	4.42E-01	4.01E-01
Use of secondary material	kg	8.19E-02	0.00E+00	2.46E-03	MND	0.00E+00	MND	MND	MND	MND	MND	0.00E+00	0.00E+00	0.00E+00	0.00E+00
Use of renewable secondary fuels	MJ. net CV	0.00E+00	0.00E+00	0.00E+00	MND	0.00E+00	MND	MND	MND	MND	MND	0.00E+00	0.00E+00	0.00E+00	0.00E+00
Use of non renewable secondary fuels	MJ. net CV	0.00E+00	0.00E+00	0.00E+00	MND	0.00E+00	MND	MND	MND	MND	MND	0.00E+00	0.00E+00	0.00E+00	0.00E+00
Net use of fresh water	m3	1.34E-01	3.04E-03	4.52E-03	MND	7.10E-03	MND	MND	MND	MND	MND	0.00E+00	2.42E-04	3.54E-04	9.71E-04



Surface density between 6 and 8 kg/m² - Standard size
(Nordic Soul 832, Vintage 832, Woodstock 832, Infinite 832, Essentials 832, Lamin'art 832, Loft 832, Easy Line 832, Welcome 833)

PARAMETER	UNIT	Product stage	Construction stage		Use stage							End of life stage			
		Total Production	Transport	Installation	Use	Maintenance	Repair	Replacement	refurbishment	Operational energy use	Operational water use	De-constructi on	Transport	Waste processi ng	Disposal
		A1-A3	A4	A5	B1	B2.	B3	B4	B5	B6	B7	C1	C2.	C3	C4
Renewable primary energy excl. RM	MJ. net CV	3,08E+01	2,78E-01	9,75E-01	MND	7,26E-01	MND	MND	MND	MND	MND	0,00E+00	2,23E-02	8,42E-02	1,58E-02
Renewable primary energy used as RM	MJ. net CV	8,76E+01	0,00E+00	1,52E+00	MND	4,43E-01	MND	MND	MND	MND	MND	0,00E+00	0,00E+00	- 4,81E+01	0,00E+00
Total renewable primary energy	MJ. net CV	1,18E+02	2,78E-01	2,50E+00	MND	1,17E+00	MND	MND	MND	MND	MND	0,00E+00	2,23E-02	- 4,81E+01	1,58E-02
Non renewable primary energy excl. RM	MJ. net CV	7,88E+01	1,91E+01	3,36E+00	MND	2,52E+00	MND	MND	MND	MND	MND	0,00E+00	1,54E+00	5,27E-01	4,77E-01
Non renewable primary energy used as RM	MJ. net CV	2,78E+01	0,00E+00	8,35E-01	MND	0,00E+00	MND	MND	MND	MND	MND	0,00E+00	0,00E+00	0,00E+00	0,00E+00
Total non renewable primary energy	MJ. net CV	1,07E+02	1,91E+01	4,19E+00	MND	2,52E+00	MND	MND	MND	MND	MND	0,00E+00	1,54E+00	5,27E-01	4,77E-01
Use of secondary material	kg	8,19E-02	0,00E+00	2,46E-03	MND	0,00E+00	MND	MND	MND	MND	MND	0,00E+00	0,00E+00	0,00E+00	0,00E+00
Use of renewable secondary fuels	MJ. net CV	0,00E+00	0,00E+00	0,00E+00	MND	0,00E+00	MND	MND	MND	MND	MND	0,00E+00	0,00E+00	0,00E+00	0,00E+00
Use of non renewable secondary fuels	MJ. net CV	0,00E+00	0,00E+00	0,00E+00	MND	0,00E+00	MND	MND	MND	MND	MND	0,00E+00	0,00E+00	0,00E+00	0,00E+00
Net use of fresh water	m3	1,47E-01	3,59E-03	4,91E-03	MND	7,10E-03	MND	MND	MND	MND	MND	0,00E+00	2,88E-04	4,21E-04	1,16E-03



**Surface density between 6 and 7 kg/m² - Large tiles
(Essentials WWL 832)**

PARAMETER	UNIT	Product stage	Construction stage		Use stage							End of life stage			
		Total Production	Transport	Installation	Use	Maintenance	Repair	Replacement	refurbishment	Operational energy use	Operational water use	De-constructi on	Transport	Waste processi ng	Disposal
		A1-A3	A4	A5	B1	B2.	B3	B4	B5	B6	B7	C1	C2.	C3	C4
Renewable primary energy excl. RM	MJ. net CV	3,10E+01	2,79E-01	9,83E-01	MND	7,26E-01	MND	MND	MND	MND	MND	0,00E+00	2,24E-02	8,44E-02	1,59E-02
Renewable primary energy used as RM	MJ. net CV	8,78E+01	0,00E+00	1,53E+00	MND	4,43E-01	MND	MND	MND	MND	MND	0,00E+00	0,00E+00	- 4,83E+01	0,00E+00
Total renewable primary energy	MJ. net CV	1,19E+02	2,79E-01	2,51E+00	MND	1,17E+00	MND	MND	MND	MND	MND	0,00E+00	2,24E-02	- 4,82E+01	1,59E-02
Non renewable primary energy excl. RM	MJ. net CV	9,38E+01	1,91E+01	3,81E+00	MND	2,52E+00	MND	MND	MND	MND	MND	0,00E+00	1,54E+00	5,28E-01	4,78E-01
Non renewable primary energy used as RM	MJ. net CV	2,79E+01	0,00E+00	8,36E-01	MND	0,00E+00	MND	MND	MND	MND	MND	0,00E+00	0,00E+00	0,00E+00	0,00E+00
Total non renewable primary energy	MJ. net CV	1,22E+02	1,91E+01	4,65E+00	MND	2,52E+00	MND	MND	MND	MND	MND	0,00E+00	1,54E+00	5,28E-01	4,78E-01
Use of secondary material	kg	8,19E-02	0,00E+00	2,46E-03	MND	0,00E+00	MND	MND	MND	MND	MND	0,00E+00	0,00E+00	0,00E+00	0,00E+00
Use of renewable secondary fuels	MJ. net CV	0,00E+00	0,00E+00	0,00E+00	MND	0,00E+00	MND	MND	MND	MND	MND	0,00E+00	0,00E+00	0,00E+00	0,00E+00
Use of non renewable secondary fuels	MJ. net CV	0,00E+00	0,00E+00	0,00E+00	MND	0,00E+00	MND	MND	MND	MND	MND	0,00E+00	0,00E+00	0,00E+00	0,00E+00
Net use of fresh water	m3	1,50E-01	3,60E-03	5,00E-03	MND	7,10E-03	MND	MND	MND	MND	MND	0,00E+00	2,89E-04	4,22E-04	1,16E-03



**Surface density between 7 and 8 kg/m² - Large tiles
(Long Board 932)**

PARAMETER	UNIT	Product stage	Construction stage		Use stage							End of life stage			
		Total Production	Transport	Installation	Use	Maintenance	Repair	Replacement	refurbishment	Operational energy use	Operational water use	De-constructi on	Transport	Waste processi ng	Disposal
		A1-A3	A4	A5	B1	B2.	B3	B4	B5	B6	B7	C1	C2.	C3	C4
Renewable primary energy excl. RM	MJ. net CV	3,46E+01	3,12E-01	1,09E+00	MND	7,26E-01	MND	MND	MND	MND	MND	0,00E+00	2,52E-02	9,49E-02	1,79E-02
Renewable primary energy used as RM	MJ. net CV	9,92E+01	0,00E+00	1,87E+00	MND	4,43E-01	MND	MND	MND	MND	MND	0,00E+00	0,00E+00	- 5,48E+01	0,00E+00
Total renewable primary energy	MJ. net CV	1,34E+02	3,12E-01	2,96E+00	MND	1,17E+00	MND	MND	MND	MND	MND	0,00E+00	2,52E-02	- 5,47E+01	1,79E-02
Non renewable primary energy excl. RM	MJ. net CV	9,95E+01	2,14E+01	4,06E+00	MND	2,52E+00	MND	MND	MND	MND	MND	0,00E+00	1,73E+00	5,94E-01	5,38E-01
Non renewable primary energy used as RM	MJ. net CV	2,96E+01	0,00E+00	8,87E-01	MND	0,00E+00	MND	MND	MND	MND	MND	0,00E+00	0,00E+00	0,00E+00	0,00E+00
Total non renewable primary energy	MJ. net CV	1,29E+02	2,14E+01	4,95E+00	MND	2,52E+00	MND	MND	MND	MND	MND	0,00E+00	1,73E+00	5,94E-01	5,38E-01
Use of secondary material	kg	8,19E-02	0,00E+00	2,46E-03	MND	0,00E+00	MND	MND	MND	MND	MND	0,00E+00	0,00E+00	0,00E+00	0,00E+00
Use of renewable secondary fuels	MJ. net CV	0,00E+00	0,00E+00	0,00E+00	MND	0,00E+00	MND	MND	MND	MND	MND	0,00E+00	0,00E+00	0,00E+00	0,00E+00
Use of non renewable secondary fuels	MJ. net CV	0,00E+00	0,00E+00	0,00E+00	MND	0,00E+00	MND	MND	MND	MND	MND	0,00E+00	0,00E+00	0,00E+00	0,00E+00
Net use of fresh water	m3	1,59E-01	4,03E-03	5,32E-03	MND	7,10E-03	MND	MND	MND	MND	MND	0,00E+00	3,25E-04	4,75E-04	1,30E-03



**Surface density superior than 8 kg/m² - Standard size
(Welcome 1233)**

PARAMETER	UNIT	Product stage	Construction stage		Use stage							End of life stage			
		Total Production	Transport	Installation	Use	Maintenance	Repair	Replacement	refurbishment	Operational energy use	Operational water use	De-constructi on	Transport	Waste processi ng	Disposal
		A1-A3	A4	A5	B1	B2.	B3	B4	B5	B6	B7	C1	C2.	C3	C4
Renewable primary energy excl. RM	MJ. net CV	4.86E+01	4.47E-01	1.52E+00	MND	7.26E-01	MND	MND	MND	MND	MND	0.00E+00	3.65E-02	1.38E-01	2.59E-02
Renewable primary energy used as RM	MJ. net CV	1.45E+02	0.00E+00	3.26E+00	MND	4.43E-01	MND	MND	MND	MND	MND	0.00E+00	0.00E+00	- 8.12E+01	0.00E+00
Total renewable primary energy	MJ. net CV	1.94E+02	4.47E-01	4.77E+00	MND	1.17E+00	MND	MND	MND	MND	MND	0.00E+00	3.65E-02	- 8.10E+01	2.59E-02
Non renewable primary energy excl. RM	MJ. net CV	9.89E+01	3.07E+01	4.36E+00	MND	2.52E+00	MND	MND	MND	MND	MND	0.00E+00	2.51E+00	8.61E-01	7.80E-01
Non renewable primary energy used as RM	MJ. net CV	3.65E+01	0.00E+00	1.09E+00	MND	0.00E+00	MND	MND	MND	MND	MND	0.00E+00	0.00E+00	0.00E+00	0.00E+00
Total non renewable primary energy	MJ. net CV	1.35E+02	3.07E+01	5.45E+00	MND	2.52E+00	MND	MND	MND	MND	MND	0.00E+00	2.51E+00	8.60E-01	7.79E-01
Use of secondary material	kg	8.19E-02	0.00E+00	2.46E-03	MND	0.00E+00	MND	MND	MND	MND	MND	0.00E+00	0.00E+00	0.00E+00	0.00E+00
Use of renewable secondary fuels	MJ. net CV	0.00E+00	0.00E+00	0.00E+00	MND	0.00E+00	MND	MND	MND	MND	MND	0.00E+00	0.00E+00	0.00E+00	0.00E+00
Use of non renewable secondary fuels	MJ. net CV	0.00E+00	0.00E+00	0.00E+00	MND	0.00E+00	MND	MND	MND	MND	MND	0.00E+00	0.00E+00	0.00E+00	0.00E+00
Net use of fresh water	m3	1.95E-01	5.77E-03	6.47E-03	MND	7.10E-03	MND	MND	MND	MND	MND	0.00E+00	4.71E-04	6.88E-04	1.89E-03



Waste production and output flows

Surface density inferior than 6 kg/m ² - Standard size (Esay Line 731)															
PARAMETER	UNIT	Product stage	Construction stage			Use stage						End of life stage			
		Total Production	Transport	Installation	Use	Maintenance	Repair	Replacement	refurbishment	Operational energy use	Operational water use	De-constructi on	Transport	Waste processin g	Disposal
		A1-A3	A4	A5	B1	B2	B3	B4	B5	B6	B7	C1	C2	C3	C4
Hazardous waste disposed	kg	1.34E-01	9.55E-03	7.94E-03	MND	8.99E-03	MND	MND	MND	MND	MND	0.00E+00	7.61E-04	3.97E-04	1.23E-02
Non hazardous waste disposed	kg	1.46E+00	8.44E-01	2.78E-01	MND	5.96E-02	MND	MND	MND	MND	MND	0.00E+00	6.71E-02	8.27E-03	1.02E+00
Radioactive waste disposed	kg	2.63E-04	1.11E-04	1.39E-05	MND	1.47E-05	MND	MND	MND	MND	MND	0.00E+00	8.86E-06	3.13E-06	1.99E-06
Components for re-use	kg	0.00E+00	0.00E+00	0.00E+00	MND	0.00E+00	MND	MND	MND	MND	MND	0.00E+00	0.00E+00	0.00E+00	0.00E+00
Materials for recycling	kg	3.17E-02	0.00E+00	7.10E-02	MND	0.00E+00	MND	MND	MND	MND	MND	0.00E+00	0.00E+00	3.34E+00	0.00E+00
Materials for energy recovery	kg	0.00E+00	0.00E+00	0.00E+00	MND	0.00E+00	MND	MND	MND	MND	MND	0.00E+00	0.00E+00	0.00E+00	0.00E+00
Exported energy (electricity)	MJ	0.00E+00	0.00E+00	0.00E+00	MND	0.00E+00	MND	MND	MND	MND	MND	0.00E+00	0.00E+00	0.00E+00	0.00E+00
Exported energy (steam)	MJ	0.00E+00	0.00E+00	0.00E+00	MND	0.00E+00	MND	MND	MND	MND	MND	0.00E+00	0.00E+00	0.00E+00	0.00E+00

MND: Module not declared



Surface density between 6 and 8 kg/m² - Standard size
(Nordic Soul 832, Vintage 832, Woodstock 832, Infinite 832, Essentials 832, Lamin'art 832, Loft 832, Easy Line 832, Welcome 833)

PARAMETER	UNIT	Product stage	Construction stage		Use stage							End of life stage			
		Total Production	Transport	Installation	Use	Maintenance	Repair	Replacement	refurbishment	Operational energy use	Operational water use	De-constructi on	Transport	Waste processin g	Disposal
		A1-A3	A4	A5	B1	B2	B3	B4	B5	B6	B7	C1	C2	C3	C4
Hazardous waste disposed	kg	1,43E-01	1,13E-02	8,41E-03	MND	8,99E-03	MND	MND	MND	MND	MND	0,00E+00	9,05E-04	4,73E-04	1,47E-02
Non hazardous waste disposed	kg	1,58E+00	9,97E-01	3,03E-01	MND	5,96E-02	MND	MND	MND	MND	MND	0,00E+00	7,99E-02	9,84E-03	1,22E+00
Radioactive waste disposed	kg	2,85E-04	1,31E-04	1,52E-05	MND	1,47E-05	MND	MND	MND	MND	MND	0,00E+00	1,05E-05	3,72E-06	2,37E-06
Components for re-use	kg	0,00E+00	0,00E+00	0,00E+00	MND	0,00E+00	MND	MND	MND	MND	MND	0,00E+00	0,00E+00	0,00E+00	0,00E+00
Materials for recycling	kg	3,17E-02	0,00E+00	7,10E-02	MND	0,00E+00	MND	MND	MND	MND	MND	0,00E+00	0,00E+00	3,98E+00	0,00E+00
Materials for energy recovery	kg	0,00E+00	0,00E+00	0,00E+00	MND	0,00E+00	MND	MND	MND	MND	MND	0,00E+00	0,00E+00	0,00E+00	0,00E+00
Exported energy (electricity)	MJ	0,00E+00	0,00E+00	0,00E+00	MND	0,00E+00	MND	MND	MND	MND	MND	0,00E+00	0,00E+00	0,00E+00	0,00E+00
Exported energy (steam)	MJ	0,00E+00	0,00E+00	0,00E+00	MND	0,00E+00	MND	MND	MND	MND	MND	0,00E+00	0,00E+00	0,00E+00	0,00E+00

MND: Module not declared



**Surface density between 6 and 7 kg/m² - Large Tiles
(Essentials XXL 832)**

PARAMETER	UNIT	Product stage	Construction stage		Use stage							End of life stage			
		Total Production	Transport	Installation	Use	Maintenance	Repair	Replacement	refurbishment	Operational energy use	Operational water use	De-constructi on	Transport	Waste processin g	Disposal
		A1-A3	A4	A5	B1	B2	B3	B4	B5	B6	B7	C1	C2	C3	C4
Hazardous waste disposed	kg	1,52E-01	1,13E-02	8,69E-03	MND	8,99E-03	MND	MND	MND	MND	MND	0,00E+00	9,07E-04	4,74E-04	1,47E-02
Non hazardous waste disposed	kg	2,36E+00	9,99E-01	3,27E-01	MND	5,96E-02	MND	MND	MND	MND	MND	0,00E+00	8,01E-02	9,86E-03	1,22E+00
Radioactive waste disposed	kg	3,87E-04	1,31E-04	1,83E-05	MND	1,47E-05	MND	MND	MND	MND	MND	0,00E+00	1,06E-05	3,73E-06	2,37E-06
Components for re-use	kg	0,00E+00	0,00E+00	0,00E+00	MND	0,00E+00	MND	MND	MND	MND	MND	0,00E+00	0,00E+00	0,00E+00	0,00E+00
Materials for recycling	kg	3,17E-02	0,00E+00	7,10E-02	MND	0,00E+00	MND	MND	MND	MND	MND	0,00E+00	0,00E+00	3,99E+00	0,00E+00
Materials for energy recovery	kg	0,00E+00	0,00E+00	0,00E+00	MND	0,00E+00	MND	MND	MND	MND	MND	0,00E+00	0,00E+00	0,00E+00	0,00E+00
Exported energy (electricity)	MJ	0,00E+00	0,00E+00	0,00E+00	MND	0,00E+00	MND	MND	MND	MND	MND	0,00E+00	0,00E+00	0,00E+00	0,00E+00
Exported energy (steam)	MJ	0,00E+00	0,00E+00	0,00E+00	MND	0,00E+00	MND	MND	MND	MND	MND	0,00E+00	0,00E+00	0,00E+00	0,00E+00

MND: Module not declared



**Surface density between 7 and 8 kg/m² - Large Tiles
(Long Board 932)**

PARAMETER	UNIT	Product stage	Construction stage		Use stage							End of life stage			
		Total Production	Transport	Installation	Use	Maintenance	Repair	Replacement	refurbishment	Operational energy use	Operational water use	De-constructi on	Transport	Waste processin g	Disposal
		A1-A3	A4	A5	B1	B2	B3	B4	B5	B6	B7	C1	C2	C3	C4
Hazardous waste disposed	kg	1,60E-01	1,27E-02	9,09E-03	MND	8,99E-03	MND	MND	MND	MND	MND	0,00E+00	1,02E-03	5,33E-04	1,66E-02
Non hazardous waste disposed	kg	2,55E+00	1,12E+00	3,50E-01	MND	5,96E-02	MND	MND	MND	MND	MND	0,00E+00	9,01E-02	1,11E-02	1,37E+00
Radioactive waste disposed	kg	4,17E-04	1,47E-04	1,97E-05	MND	1,47E-05	MND	MND	MND	MND	MND	0,00E+00	1,19E-05	4,20E-06	2,67E-06
Components for re-use	kg	0,00E+00	0,00E+00	0,00E+00	MND	0,00E+00	MND	MND	MND	MND	MND	0,00E+00	0,00E+00	0,00E+00	0,00E+00
Materials for recycling	kg	3,17E-02	0,00E+00	7,10E-02	MND	0,00E+00	MND	MND	MND	MND	MND	0,00E+00	0,00E+00	4,48E+00	0,00E+00
Materials for energy recovery	kg	0,00E+00	0,00E+00	0,00E+00	MND	0,00E+00	MND	MND	MND	MND	MND	0,00E+00	0,00E+00	0,00E+00	0,00E+00
Exported energy (electricity)	MJ	0,00E+00	0,00E+00	0,00E+00	MND	0,00E+00	MND	MND	MND	MND	MND	0,00E+00	0,00E+00	0,00E+00	0,00E+00
Exported energy (steam)	MJ	0,00E+00	0,00E+00	0,00E+00	MND	0,00E+00	MND	MND	MND	MND	MND	0,00E+00	0,00E+00	0,00E+00	0,00E+00

MND: Module not declared



**Surface density superior than 8 kg/m² - Standard size
(Welcome 1233)**

PARAMETER	UNIT	Product stage	Construction stage		Use stage							End of life stage			
		Total Production	Transport	Installation	Use	Maintenance	Repair	Replacement	refurbishment	Operational energy use	Operational water use	De-constructi on	Transport	Waste processin g	Disposal
		A1-A3	A4	A5	B1	B2	B3	B4	B5	B6	B7	C1	C2	C3	C4
Hazardous waste disposed	kg	1.80E-01	1.82E-02	1.03E-02	MND	8.99E-03	MND	MND	MND	MND	MND	0.00E+00	1.48E-03	7.73E-04	2.40E-02
Non hazardous waste disposed	kg	2.06E+00	1.60E+00	4.04E-01	MND	5.96E-02	MND	MND	MND	MND	MND	0.00E+00	1.31E-01	1.61E-02	1.99E+00
Radioactive waste disposed	kg	3.70E-04	2.11E-04	2.05E-05	MND	1.47E-05	MND	MND	MND	MND	MND	0.00E+00	1.72E-05	6.08E-06	3.86E-06
Components for re-use	kg	0.00E+00	0.00E+00	0.00E+00	MND	0.00E+00	MND	MND	MND	MND	MND	0.00E+00	0.00E+00	0.00E+00	0.00E+00
Materials for recycling	kg	3.17E-02	0.00E+00	7.10E-02	MND	0.00E+00	MND	MND	MND	MND	MND	0.00E+00	0.00E+00	6.50E+00	0.00E+00
Materials for energy recovery	kg	0.00E+00	0.00E+00	0.00E+00	MND	0.00E+00	MND	MND	MND	MND	MND	0.00E+00	0.00E+00	0.00E+00	0.00E+00
Exported energy (electricity)	MJ	0.00E+00	0.00E+00	0.00E+00	MND	0.00E+00	MND	MND	MND	MND	MND	0.00E+00	0.00E+00	0.00E+00	0.00E+00
Exported energy (steam)	MJ	0.00E+00	0.00E+00	0.00E+00	MND	0.00E+00	MND	MND	MND	MND	MND	0.00E+00	0.00E+00	0.00E+00	0.00E+00

MND: Module not declared



Programme-related information and verification

The EPD owner has the sole ownership, liability, and responsibility for the flooring EPD. EPDs within the same product category but from different programmes may not be comparable. EPDs of floor products may not be comparable if they do not comply with EN 15804 and 16810.

Programme:	The International EPD® System EPD International AB Box 210 60 SE-100 31 Stockholm Sweden www.environdec.com info@environdec.com
EPD registration number:	S-P-01354
ECO EPD Ref. number	00000894
Published:	2018-12-06
Revised:	2018-12-12
Valid until:	2023-12-01
Product Category Rules:	PCR 2012:01 version 2.2 and Sub-PCR-F Resilient textile and laminate floor coverings (EN 16810)
Product group classification:	UN CPC APE/NAF - 2223Z
Reference year for data:	2017
Geographical scope:	Europe

Differences versus previous versions:

- Correction of the maintenance scenario
- Correction of a transport step in A4





CEN standard EN 15804 and EN 16810 serve as the Core Product Category Rules (PCR)
Product category rules (PCR): EN 15804 and EN 16810
Independent third-party verification of the declaration and data. according to ISO 14025:2006: <input type="checkbox"/> EPD process certification <input checked="" type="checkbox"/> EPD verification
Third party verifier: Damien PRUNEL. BUREAU VERITAS LCIE
Procedure for follow-up of data during EPD validity involves third party verifier: <input checked="" type="checkbox"/> Yes <input type="checkbox"/> No

References

General Programme Instructions of the International EPD® System. Version 3.0.

PCR 2012:01 version 2.2 and Sub-PCR-F Resilient textile and laminate floor coverings (EN 16810)

Contact information:

	<p>Programme operator: EPD International AB info@environdec.com</p>
	<p>Author of the Life Cycle Assessment EVEA 8. Av. Des Thébaudières 44 800 Saint-Herblain France</p> <p>Tel +33 (0)2 28 07 87 00 Mail info@evea-conseil.com Web www.evea-conseil.com</p>
	<p>Owner of the Declaration TARKETT Tarkett La Défense 1 Terrasse Bellini 92 400 Paris</p> <p>Tel +33 (0)1 41 20 40 74 Mail axel.roy@tarkett.com Web www.tarkett.com</p>
	<p>Reviewer BUREAU VERITAS LCIE 170 rue de Chatagnon ZI Centr'alp 38 430 Moirans - FRANCE</p> <p>Tel +33 (0)4 76 07 36 42 Mail damien.prunel@fr.bureauveritas.com Web www.codde.fr</p>

