

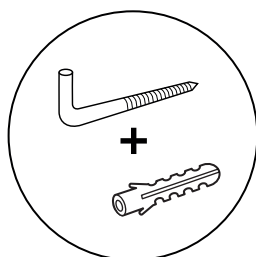
KENDE

80 x 60 cm

MIRROR
MIROIR
ESPEJO
ESPELHO
ΚΑΘΡΕΠΤΗΣ

●●randalsa

Randal Europea, S.A.
C/ Ciudad de Liria, 120
Pol. Ind. Fuente del Jarro
46988 Paterna · Valencia · Spain
Tel. +00 34 961 539 000
www.randalsa.com
info@randalsa.com



ENGLISH

Use screws and dowels suited to your backing. Not included.

PORTUGUÊS

Utilize buchas e parafusos adaptados à superfície de ins-talação. Não incluídos.

FRANÇAIS

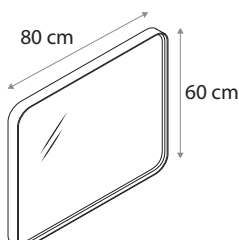
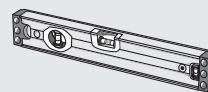
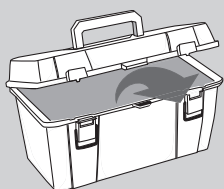
Utiliser les vis et chevilles adaptées à votre support. Non inclus.

ΕΛΛΗΝΙΚΑ

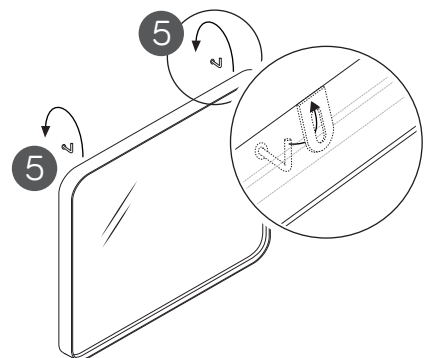
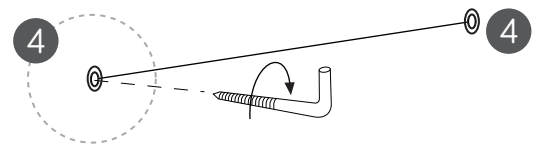
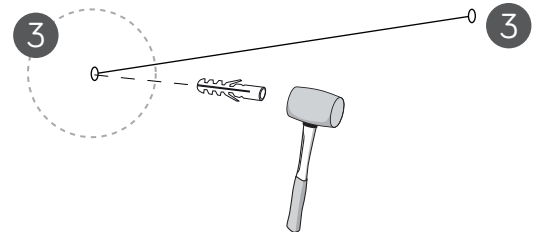
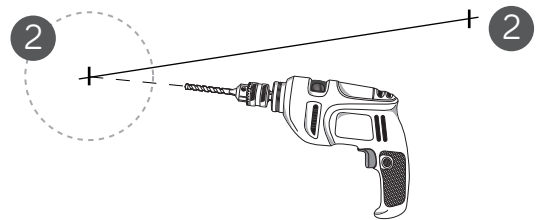
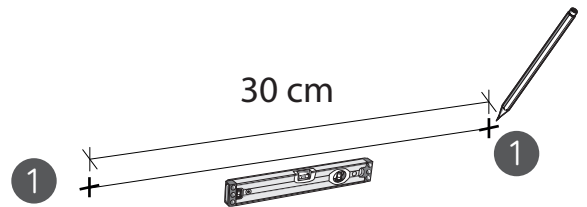
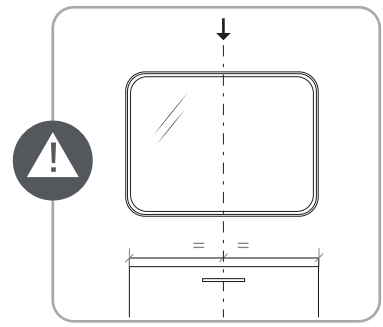
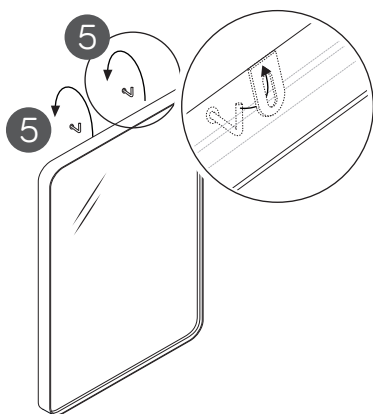
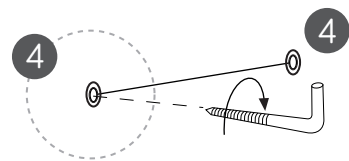
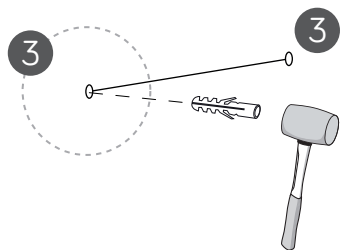
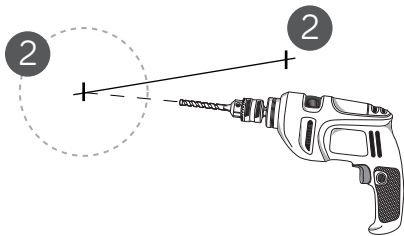
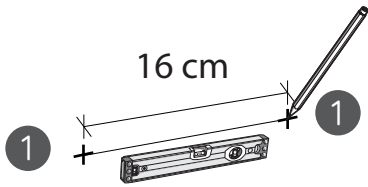
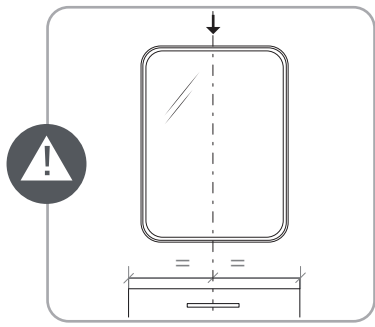
Χρησιμοποιείστε βίδες και ούπατ κατάλληλα για την στήριξη που χρειάζεστε. Δεν περιλαμβάνονται.

ESPAÑOL

Utilice tornillos y tacos adecuados para el soporte. No incluidos.



- 3726 White / Blanc / Blanco / Branco / Λευκό
- 3731 Black / Noir / Negro / Preto / Μαύρο
- 3727 Glossy Gold / Or Brillant / Oro Brillo / Ouro / Χρυσό
- 3728 Old-style Gold / Or Vieilli / Oro Viejo / Ouro Velho / Παλαιωμενο Χρυσο Φινιρισμα
- 3729 Rose Gold / Or Rosé / Oro Rosa / Ouro Rosa / Ροζ Χρυσό
- 3730 Old-style Silver / Argent Vieilli / Plata Vieja / Prata Velha / Παλαιωμενο Ασημι Φινιρισμα





ENGLISH

CLEANING AND MAINTENANCE

Before cleaning, carefully remove dust with a dry and soft cloth. Do not use acid or corrosive products, organic solvents (alcohol, ammonia, acetone, etc.), abrasive sponges or wire wool pads. Instead, use a soft cloth with a non abrasive oilfree solution. If the surface remains wet, dry immediately.

PORTUGUÊS

LIMPEZA E MANUTENÇÃO

Antes da limpeza, remova cuidadosamente o pó com um pano seco e suave. Não use produtos ácidos ou corrosivos, solventes orgânicos (álcool, amoníaco, acetona, etc.), esponjas abrasivas ou esfregões de aço. Em vez disso, use um pano suave com uma solução sem óleo não abrasiva. Se a superfície permanecer molhada, seque imediatamente.

FRANÇAIS

ENTRETIEN

Avant de nettoyer, dépoussiérer soigneusement avec un chiffon doux et propre. Ne jamais utiliser de produits acides, corrosifs, de dissolvants organiques (alcool, ammoniaque, acétone, etc.), d'éponges à récurer ni de laine d'acier. Il est recommandé d'utiliser une éponge douce avec un savon non abrasif, ni huileux, ni gras pour nettoyer le meuble. Si la surface reste humide, séchez immédiatement.

ΕΛΛΗΝΙΚΑ

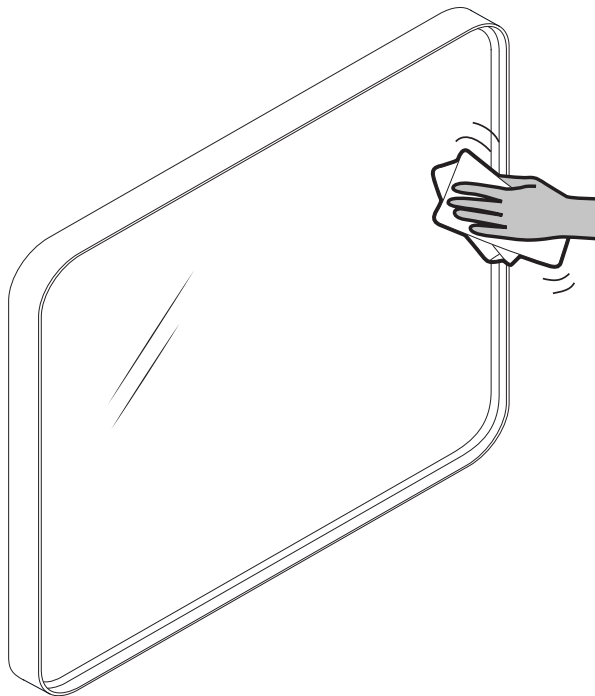
ΚΑΘΑΡΙΣΜΟΣ ΚΑΙ ΣΥΝΤΗΡΗΣΗ

Πριν από το καθάρισμα, σκουπίστε προσεκτικά τα έπιπλα με ένα στεγνό και μαλακό πανί. Μη χρησιμοποιείτε όξινα ή διαβρωτικά προϊόντα, οργανικούς διαλύτες (αλκοόλη, αμμωνία, ακετόνη κλπ.) Και λειαντικά ή σφουγγαράκια σύρματος. Αντ' αυτού, χρησιμοποιήστε ένα μαλακό πανί και ένα μη διαβρωτικό και μη λιπαρό διάλυμα καθαρισμού. Εάν η επιφάνεια παραμείνει υγρή, στεγνώστε αμέσως.

ESPAÑOL

LIMPIEZA Y MANTENIMIENTO

Antes de limpiar, retirar cuidadosamente el polvo con un trapo suave y limpio. No utilizar productos ácidos, corrosivos, disolventes orgánicos (alcohol, amoníaco, acetona, etc.), esponjas abrasivas ni lana de acero. Se recomienda la limpieza con un paño suave y un producto de limpieza no abrasivo que no contenga aceites ni grasas. Si la superficie ha quedado húmeda, secar inmediatamente.



3848.V01



EMPRESA ASOCIADA
AIDIMME®
INSTITUTO TECNOLÓGICO