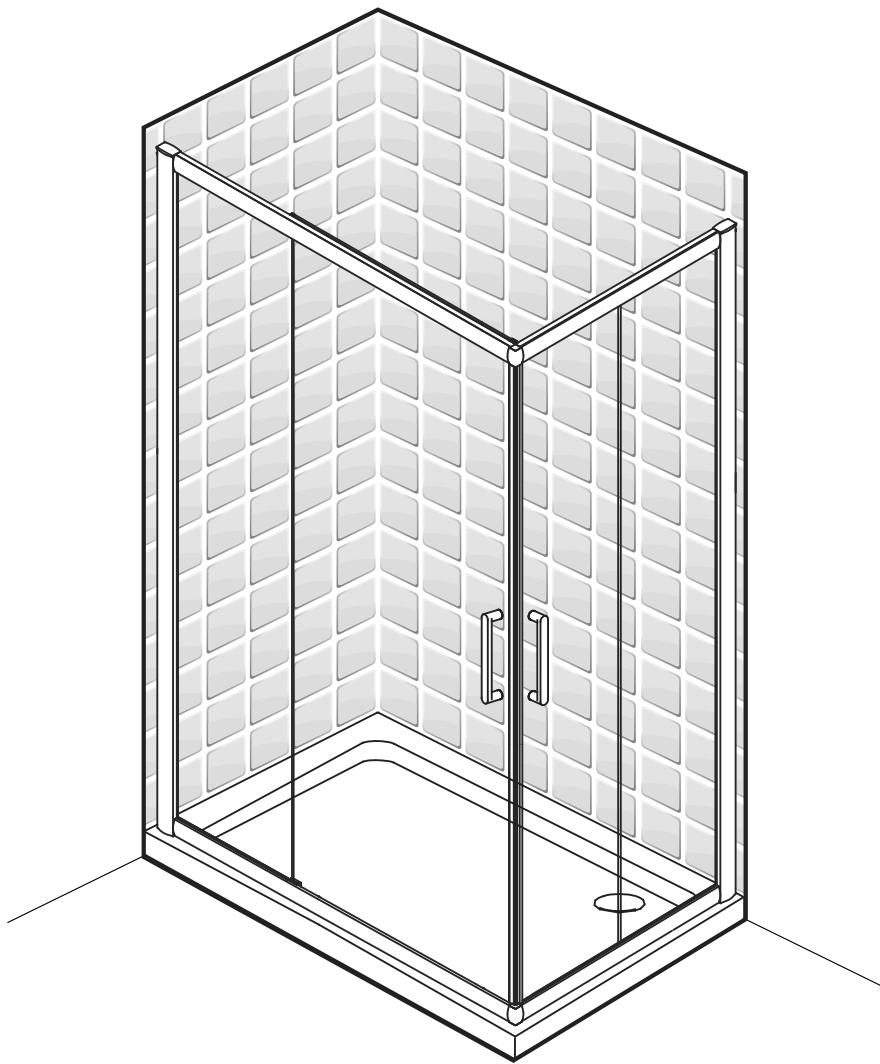


FR/ Annexe	ES/ Apéndice	PT/ Anexo	IT/ Appendice
EL/ Παράρτημα	PL/ Załącznik	RU/ Приложение	UK/ Додаток
RO/ Anexa	EN/ Appendix		

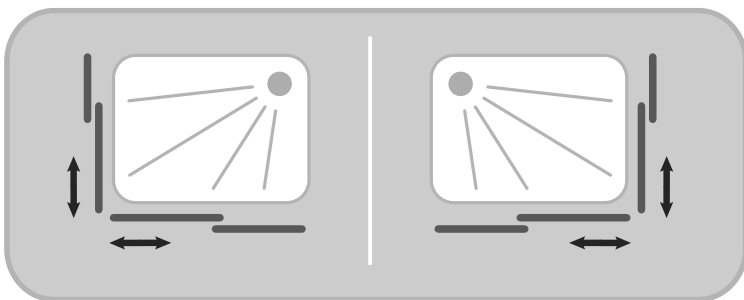
Ean code	**Model No.	size(mm)	DOP number
3276005996403	** QD1071005001	700×1000×1900 silver	* DOP 207994/0017/2016
3276000232483	** QD1071005002	700×1000×1900 white	* DOP 207994/0017/2016
3276005996649	** QD1071005003	700×1000×1900 silver	* DOP 207994/0017/2016
3276005996601	** QD1071005004	700×1000×1900 white	* DOP 207994/0017/2016
3276000232490	** QD1071205001	700×1200×1900 silver	* DOP 207994/0017/2016
3276000232506	** QD1071205002	700×1200×1900 white	* DOP 207994/0017/2016
3276000232513	** QD1071205003	700×1200×1900 silver	* DOP 207994/0017/2016
3276005996366	** QD1079005001	700×900×1900 silver	* DOP 207994/0017/2016
3276000232476	** QD1079005002	700×900×1900 white	* DOP 207994/0017/2016
3276005996564	** QD1079005003	700×900×1900 silver	* DOP 207994/0017/2016
3276005996526	** QD1079005004	700×900×1900 white	* DOP 207994/0017/2016
3276005996441	** QD1081005001	800×1000×1900 silver	* DOP 207994/0017/2016
3276000232520	** QD1081005002	800×1000×1900 white	* DOP 207994/0017/2016
3276005996724	** QD1081005003	800×1000×1900 silver	* DOP 207994/0017/2016
3276005996687	** QD1081005004	800×1000×1900 white	* DOP 207994/0017/2016
3276005996489	** QD1081205001	800×1200×1900 silver	* DOP 207994/0017/2016
3276000232537	** QD1081205002	800×1200×1900 white	* DOP 207994/0017/2016
3276005996762	** QD1081205003	800×1200×1900 silver	* DOP 207994/0017/2016

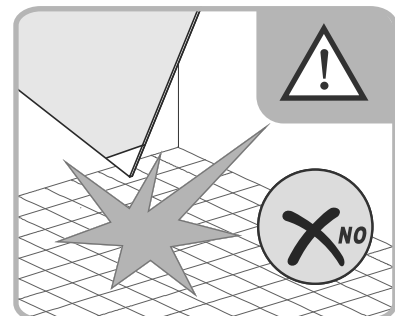
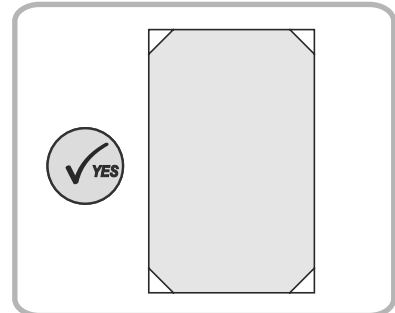
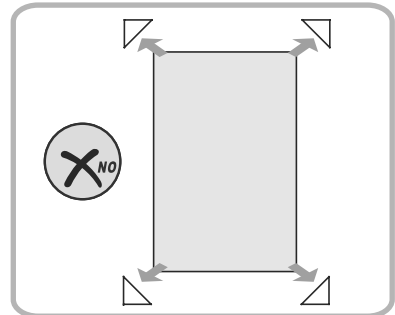
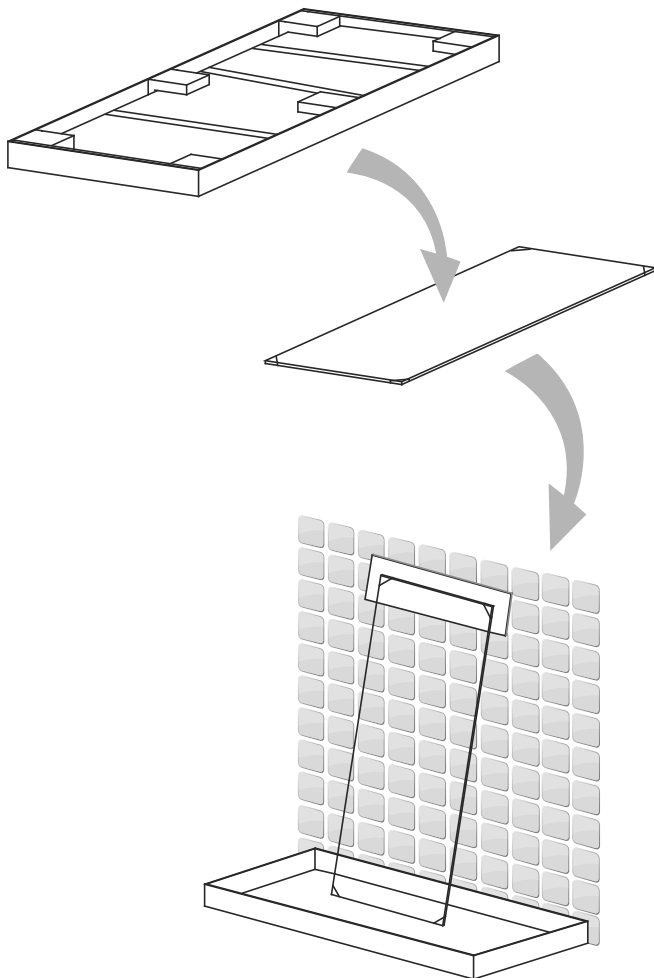
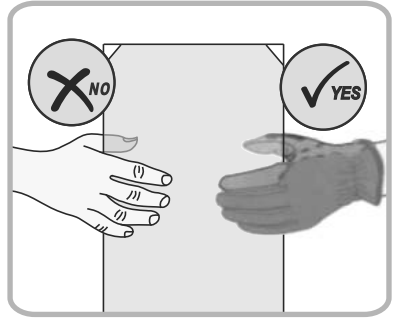
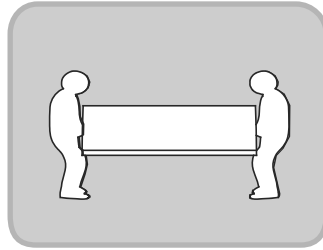
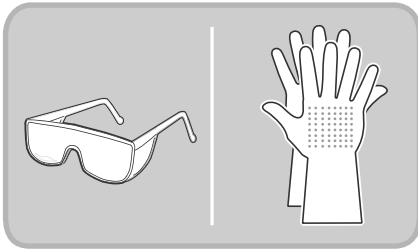
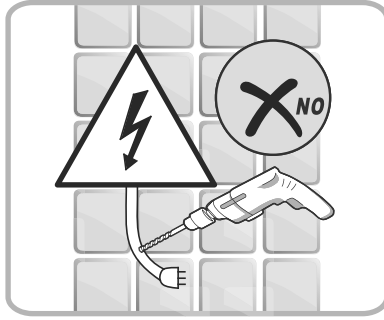
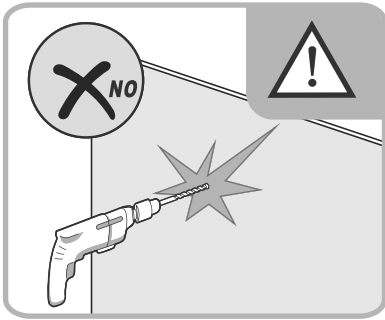


# QUAD



- FR Notice de Montage - Utilisation - Entretien
- ES Instrucciones de Montaje, Utilización y Mantenimiento
- PT Instruções de Montagem, Utilização e Manutenção
- IT Istruzioni per il Montaggio, l'Uso e la Manutenzione
- EL Εγχειρίδιο συναρμολόγησης, χρήσης και συντήρησης
- PL Instrukcja Montażu, Użytkowania i Konserwacji
- RU Руководство По Сборке и Эксплуатации
- UK Керівництво По Збірці і Експлуатації
- RO Manual asamblare, utilizare și întreținere
- EN Assembly - Use - Maintenance Manual





**FR** Vérifiez que les chevilles murales fournies sont appropriées à votre mur (celles fournies dans l'emballage sont conçues pour le béton). Sinon, utilisez des vis et des chevilles murales adaptées au type de matériau de votre mur. Pour obtenir des conseils concernant les vis et les chevilles appropriées à votre mur, demandez à un vendeur spécialisé.

**ES** Compruebe que todos los tacos suministrados puedan ser utilizados con su pared (los incluidos en la caja son para hormigón). En caso contrario, utilice tornillos y tacos de pared apropiados para el material de su pared. Para información acerca de las fijaciones y tornillos apropiados para su pared, consulte con un asistente de ventas especializado.

**PT** Certifique-se de que as buchas fornecidas são adequadas à sua parede (as fornecidas na embalagem são para betão). Caso contrário, use parafusos e buchas adequados ao tipo de material da sua parede. Para se aconselhar acerca dos parafusos e buchas adequados à sua parede, fale com um assistente de vendas especializado.

**IT** Verificare che i tasselli da parete forniti siano compatibili con la propria parete (quelli forniti con l'articolo sono per cemento). Altrimenti, utilizzare viti e tasselli adatti per la superficie della propria parete. Per ottenere consigli e suggerimenti sulle viti e i tasselli più adatti alla propria parete, consultare un rivenditore specializzato.

**EL** Βεβαιωθείτε ότι οι παρεχόμενες στερεώσεις τοίχου είναι κατάλληλες για τον τοίχο σας (οι παρεχόμενες στη συσκευή προορίζονται για μπετό). Αλλιώς χρησιμοποιήστε βίδες και στερεώσεις τοίχου κατάλληλες για τον τύπο υλικού του τοίχου σας. Για να λάβετε συμβουλές σχετικά με τις κατάλληλες βίδες και τα εξαρτήματα για τον τοίχο σας, ρωτήστε έναν ειδικό πωλητή.

**PL** Prosimy sprawdzić, czy dostarczone kołki do ścian nadają się do użycia w posiadanej ścianie (kołki dostarczone w zestawie są przeznaczone do betonu). Jeśli tak nie jest, należy użyć śrub i kołków odpowiednich do materiału, z którego wykonana jest ściana. Aby uzyskać poradę w sprawie śrub i elementów montażowych odpowiednich do danego typu ściany, należy zwrócić się z pytaniem do wyspecjalizowanego sprzedawcy.

**RU** Убедитесь, что прилагаемые дюбеля подходят для ваших стен (входящие в комплект дюбеля предназначены для бетона). В противном случае используйте шурупы и дюбеля, соответствующие материалу стены. Для получения рекомендаций по выбору шурупов и крепежных деталей, подходящих для вашей стены, обратитесь к специалисту-консультанту.

**UK** Перевірте, що анкери підходять для вашої стіни (ті, що постачаються в упаковці – для бетону). В іншому випадку використовуйте гвинти й стінові анкери, що відповідають матеріалу вашої стіни. Для отримання консультації щодо гвинтів й фітінгів для вашої стіни зверніться до відповідного продавця-консультанта.

**RO** Verificați ca toate ancorele de perete furnizate să fie adecvate pentru peretele dumneavoastră (cele furnizate în pachet sunt pentru beton). În caz contrar, folosiți șuruburi și ancore de perete adecvate pentru tipul de material din care este peretele dumneavoastră. Pentru a obține recomandări privind șuruburile și armăturile adecvate pentru peretele dumneavoastră, întrebați un vânzător specializat.

**EN** Check that wall anchors provided are suitable for your wall (those provided in the package are for concrete). Otherwise, use screws and wall anchors suited to the type of material of your wall. To obtain advice on the screws and fittings suited to your wall, ask a specialized sales assistant.

2



**3M**

Assemble with this side, with easy clean treatment, on the inside.

İze karşı işleme tabi tutulmuş bu yüz iç tarafa doğru konulmalıdır

Cette face, avec un traitement facilement nettoyable, doit être positionnée vers l'intérieur

Esta cara está tratada para facilitar su limpieza y se debe colocar hacia el interior

Esta face com tratamento para facilitar a limpeza, deve ficar voltada para o interior

Questo lato, deve essere posizionato con il trattamento easy clean all'interno.

Эта сторона, обработанная средством против образования накипи, должна быть обращена вовнутрь.

Сторона, оброблена засобом проти накипу, повинна бути звернена всередину.

Această față, tratată pentru curățare ușoară, trebuie poziționată spre interior

Strona z powłoką zapewniającą łatwe czyszczenie powinna być skierowana do wewnątrz.

Αυτή η όψη, με επεξεργασία για εύκολο καθαρισμό, πρέπει να τοποθετηθεί προς το εσωτερικό.

V.7 2014



Attention danger / Atención: Peligro / Atencão perigo / Attenzione pericolo / Προσοχή κίνδυνος / Uwaga niebezpieczeństwo / Внимание! Опасно! / Увага! Небезпечно! / Atentie, pericol / Caution danger



Correct / Correcto / Corretto / Σωστό / Dobrze / Правильный / Правильно / Corect / Correct



Incorrect / Incorrecto / Errato / Λάθος / Źle / Неправильный / Неправильно / Incorect / Incorrect

**Notes / Observaciones / Notas / Note / Σημειώσεις / Notatki / Примечания / Примітки / Note / Notes**

---

---

---

---

---

---

---

---

FR Préparation

ES Preparación

PT Preparação

IT Preparazione

EL Προετοιμασία

PL Przygotowanie

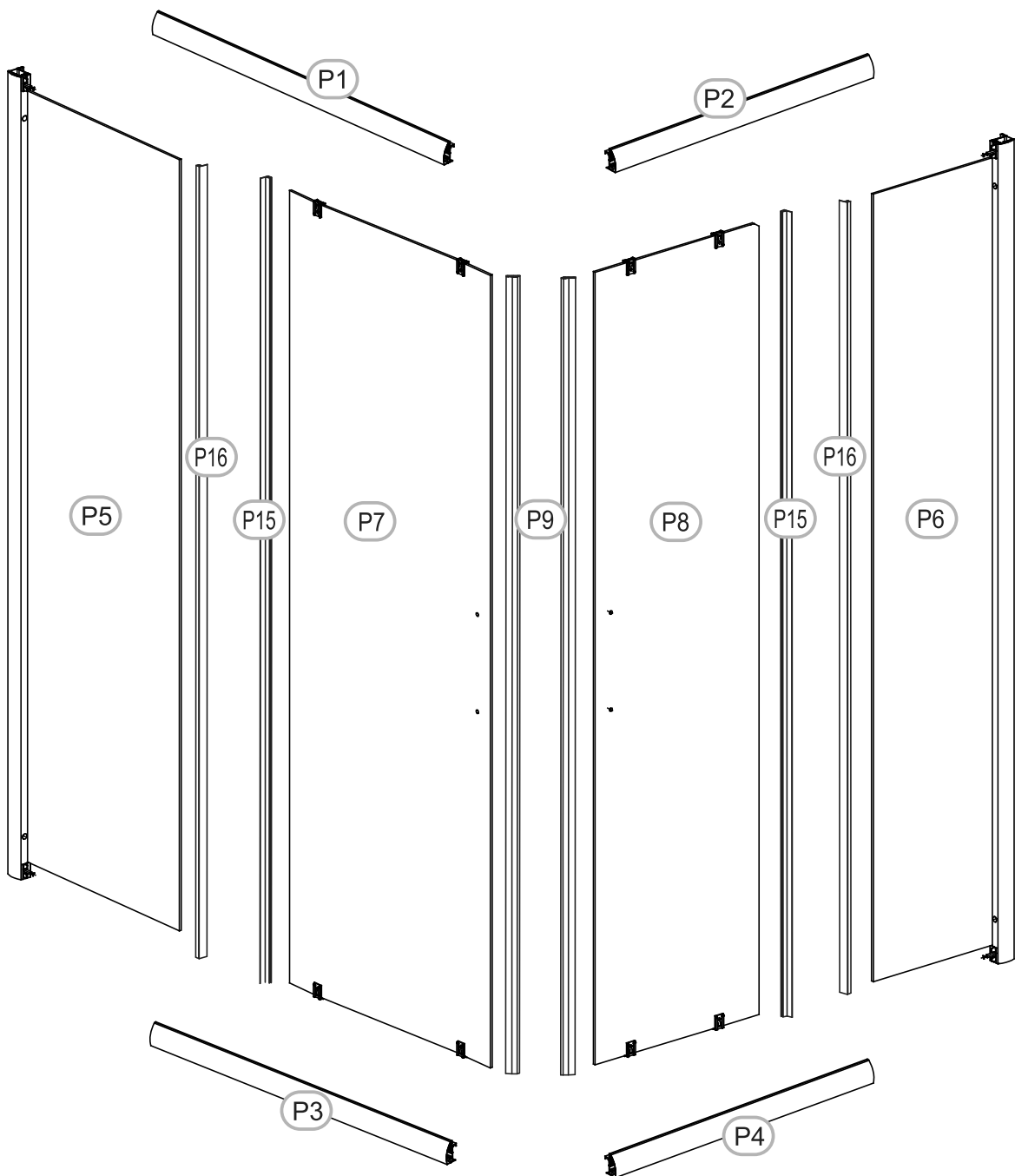
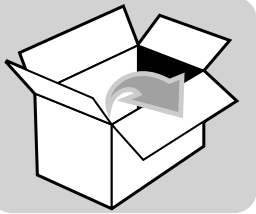
RU Подготовка

UK Підготування

RO Pregătire

EN Preparation

A



# A

FR Préparation

ES Preparación

PT Preparação

IT Preparazione

EL Προετοιμασία

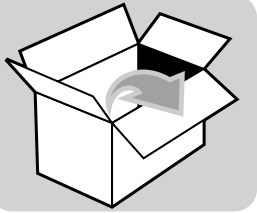
PL Przygotowanie

RU Подготовка

UK Підготування

RO Pregătire

EN Preparation



H1



x4

H2



x4

H3



x6

H4



ST4x30mm

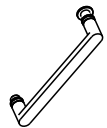
x6

H5



x10

H8




x2

H9



x4

H10



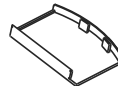
x4

H11



x1

H12



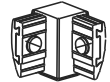
x1

H13

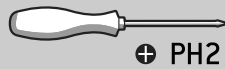
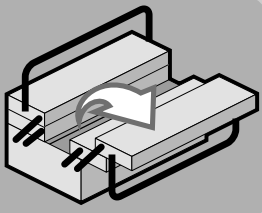


x2

H16



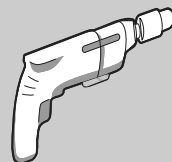
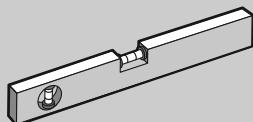
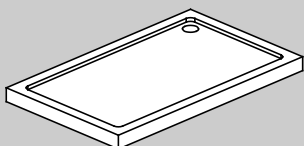
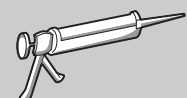

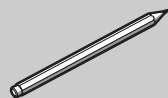
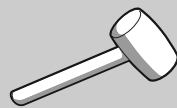
x2



PH2



Ø 6mm



FR Montage

ES Montaje

PT Montagem

IT Montaggio

EL Συναρμολόγηση

PL Montaż

RU Сборка


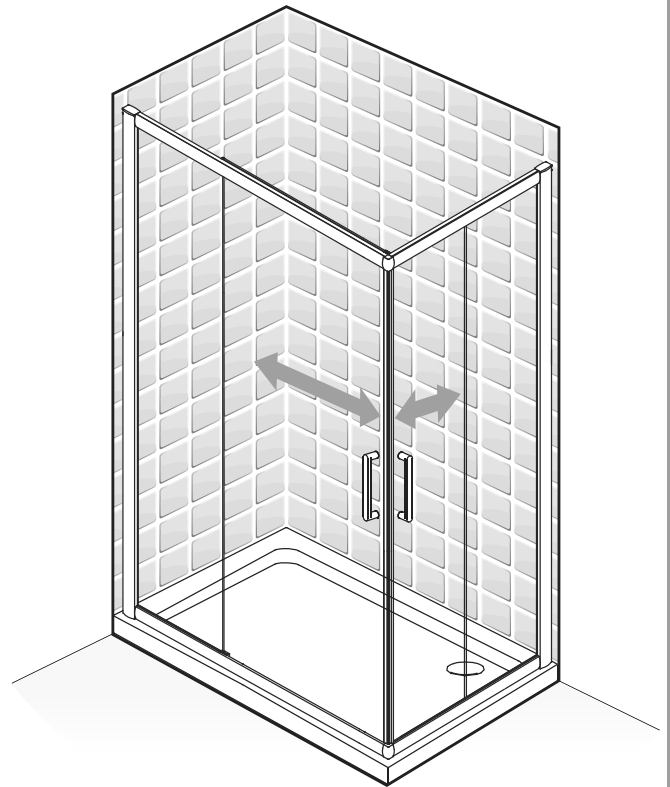

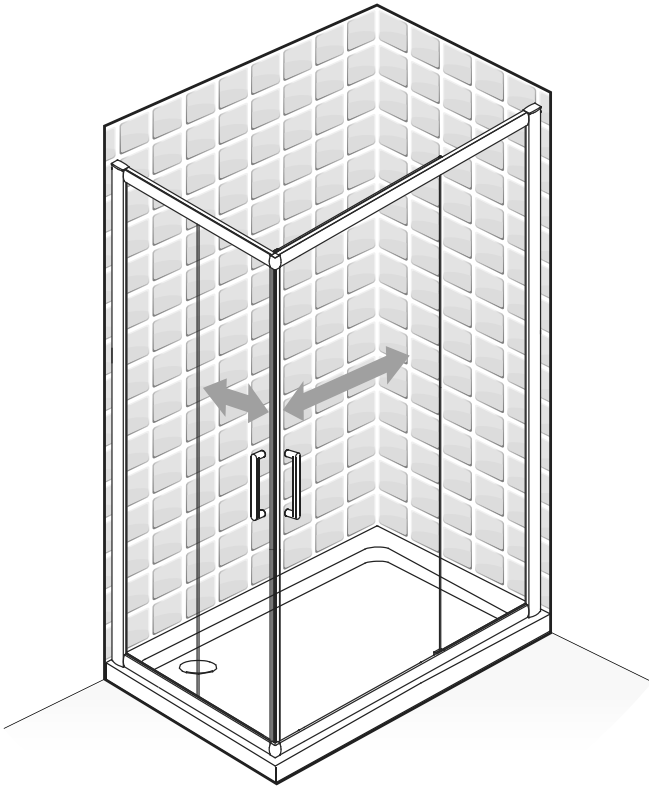
UK Збірка

RO Montaj

EN Assembly

B

1





# B

FR Montage

ES Montaje

PT Montagem

IT Montaggio

EL Συναρμολόγηση

PL Montaż

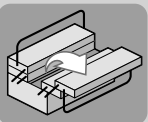

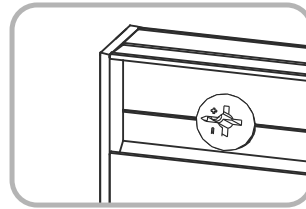
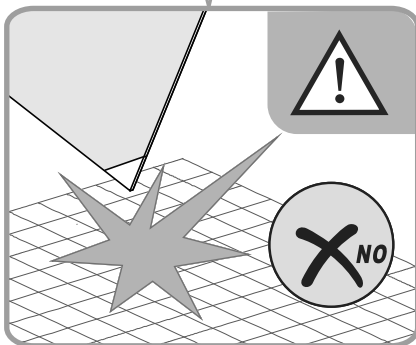
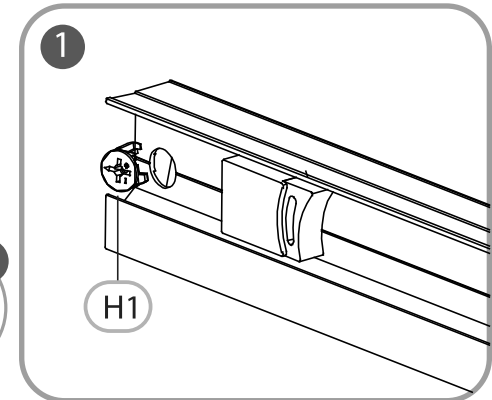
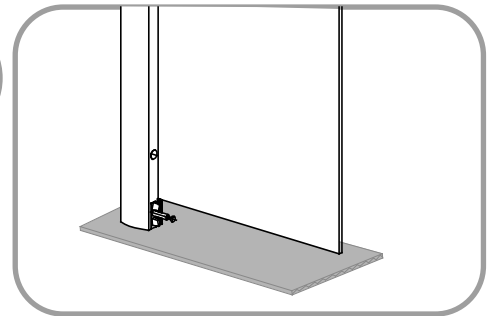
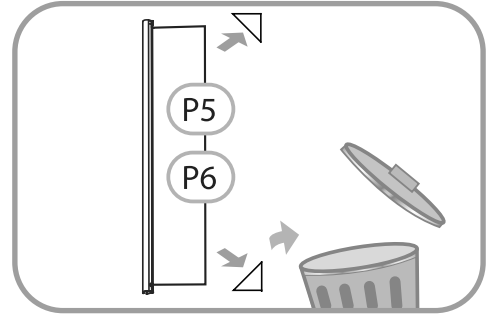

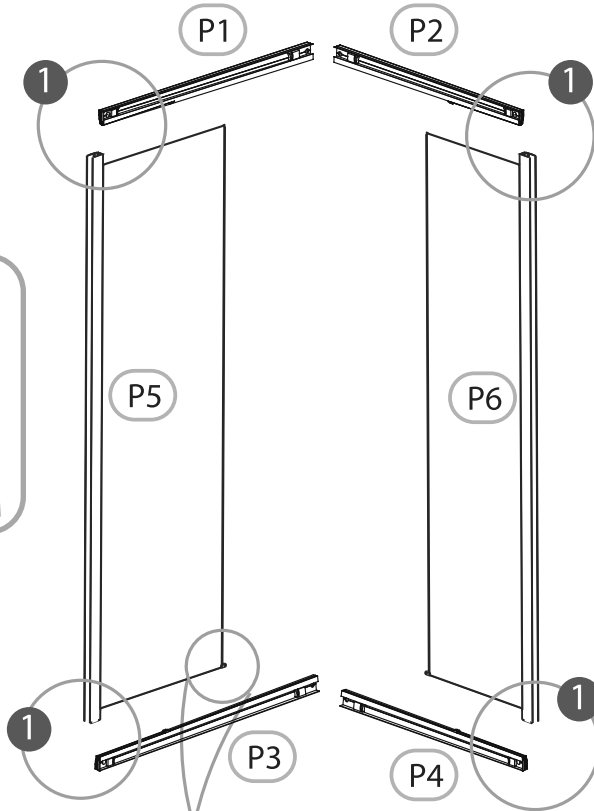
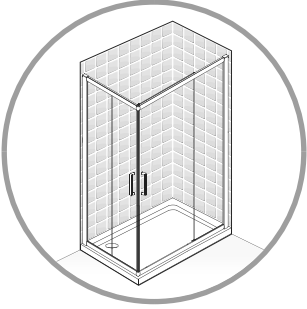
RU Сборка

UK Збірка

RO Montaj

EN Assembly

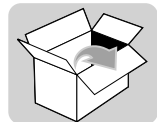
2



H1



x4



FR Montage

ES Montaje

PT Montagem

IT Montaggio

EL Συναρμολόγηση

PL Montaż

RU Сборка

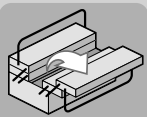
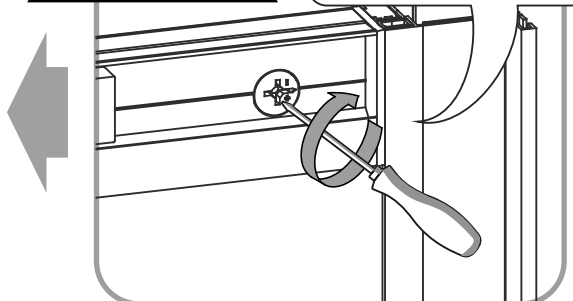
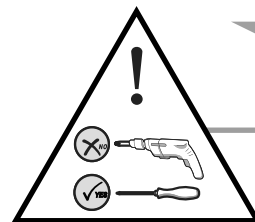
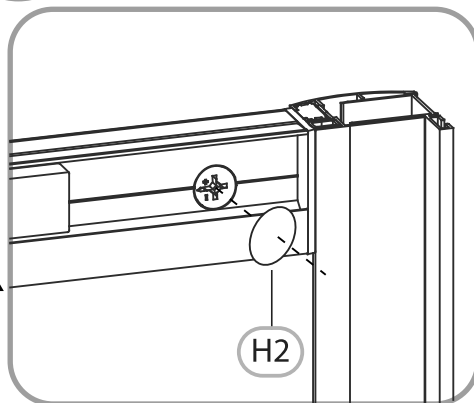
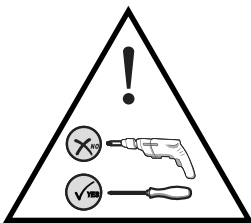
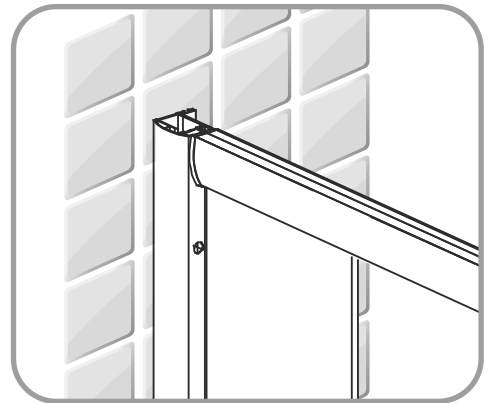
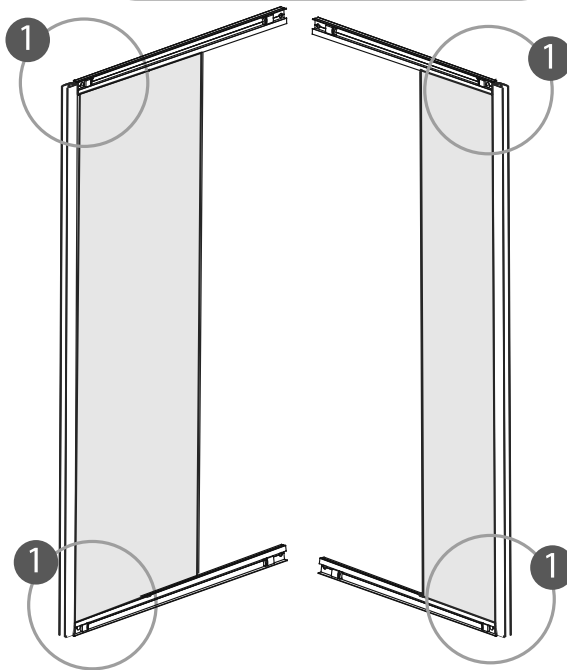
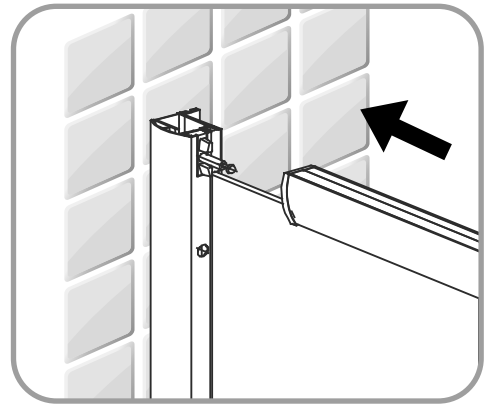
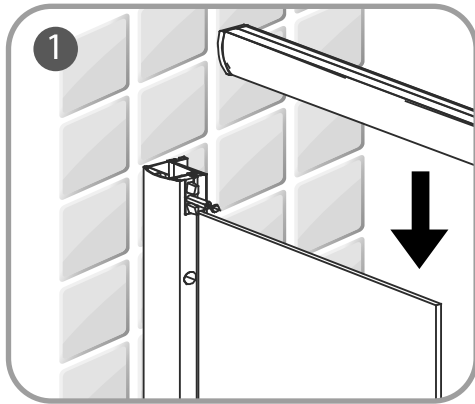
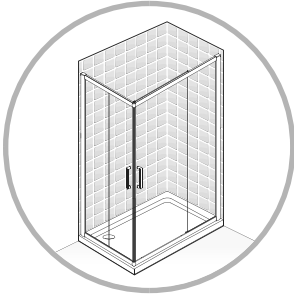
UK Збірка

RO Montaj

EN Assembly

B

3

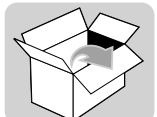


PH2

H2



x4



# B

FR Montage

ES Montaje

PT Montagem

IT Montaggio

EL Συναρμολόγηση

PL Montaż

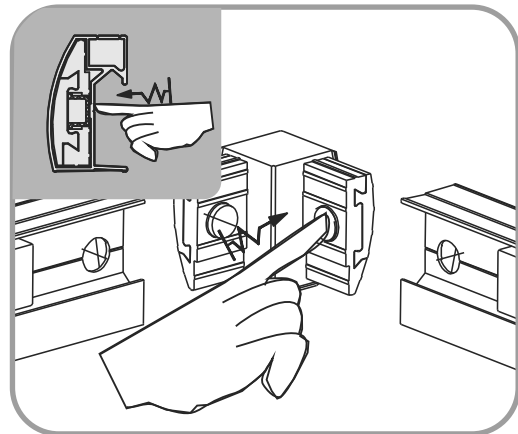
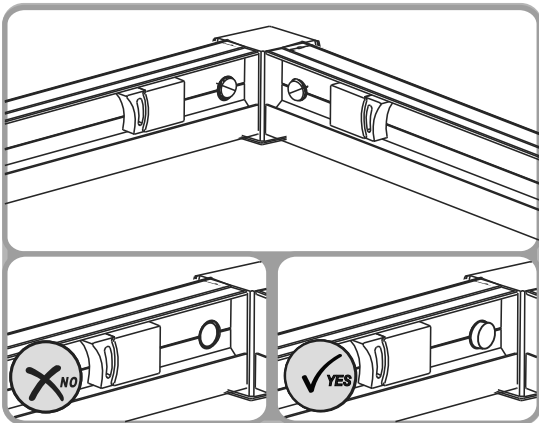
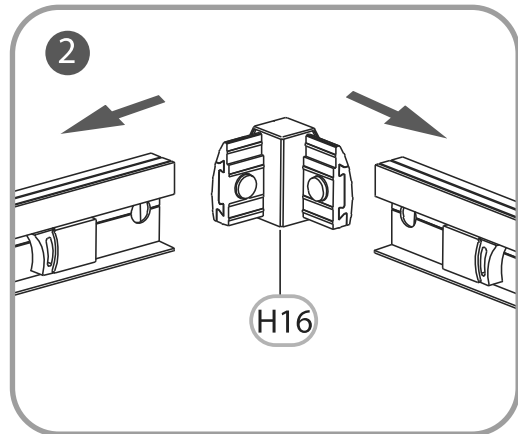
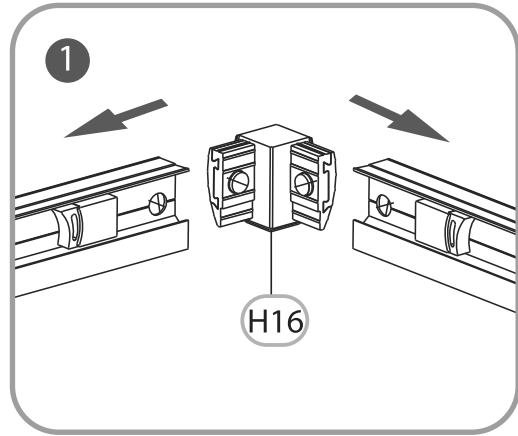

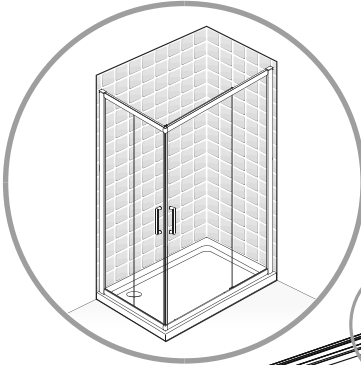
RU Сборка

UK Збірка

RO Montaj

EN Assembly

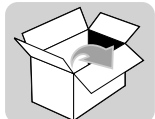
4



H16



x2



FR Montage

ES Montaje

PT Montagem

IT Montaggio

EL Συναρμολόγηση

PL Montaż

RU Сборка

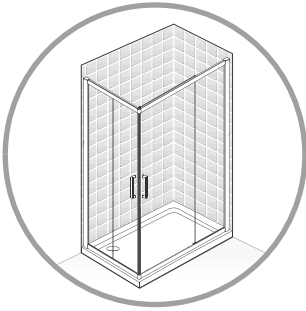
UK Збірка

RO Montaj

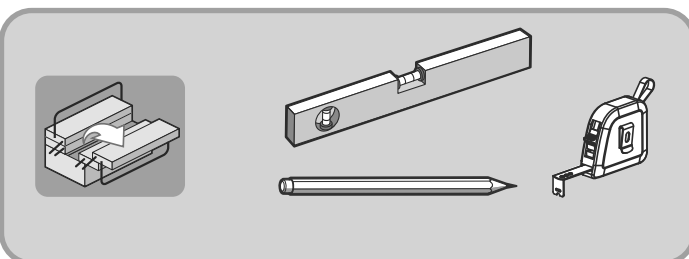
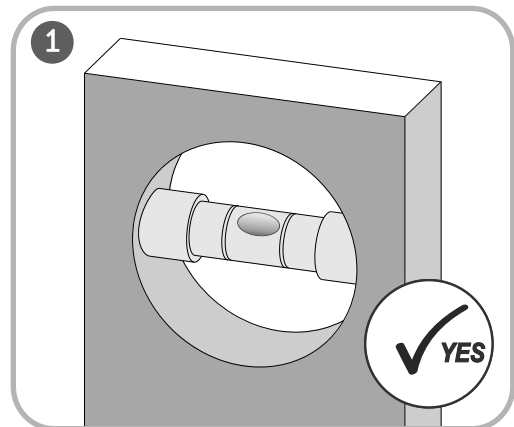
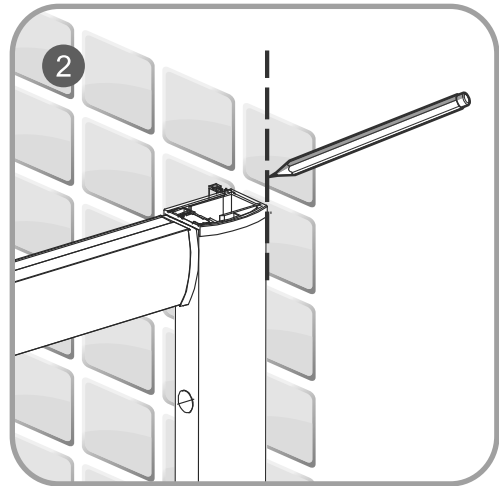
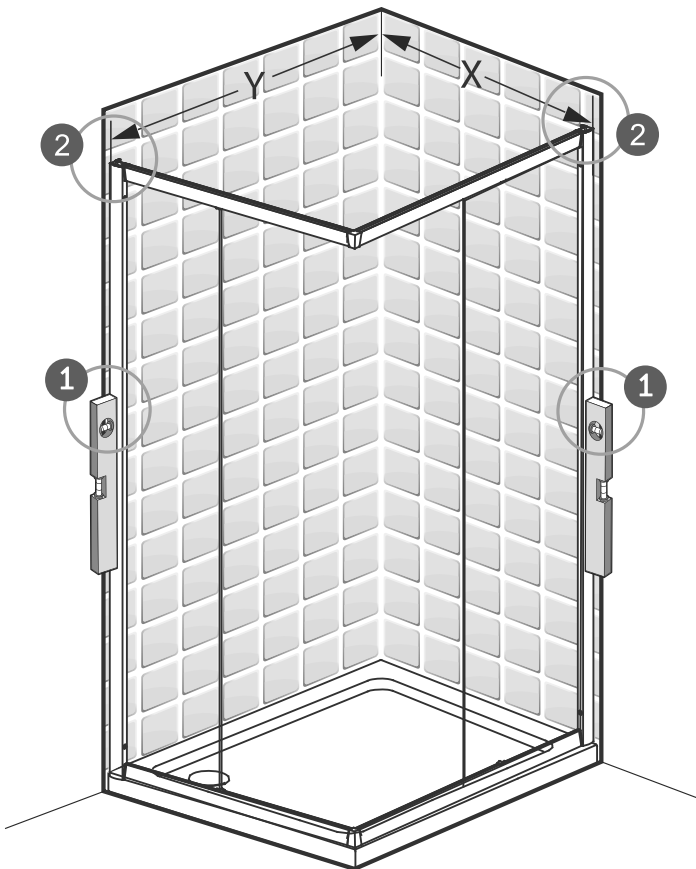
EN Assembly

B

5



QUAD	X(mm)	Y(mm)
700x900mm	675 - 690	875 - 890
700x1000mm	675 - 690	975 - 990
800x1000mm	775 - 790	975 - 990
800x1200mm	775 - 790	1175 - 1190



# B

FR Montage

ES Montaje

PT Montagem

IT Montaggio

EL Συναρμολόγηση

PL Montaż

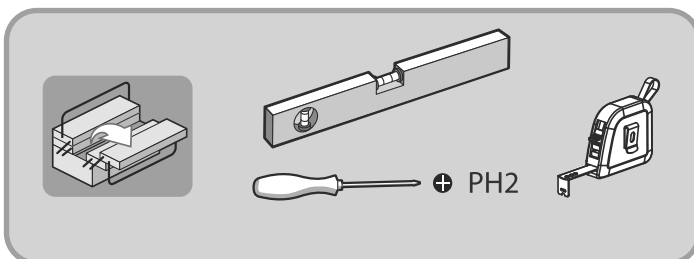
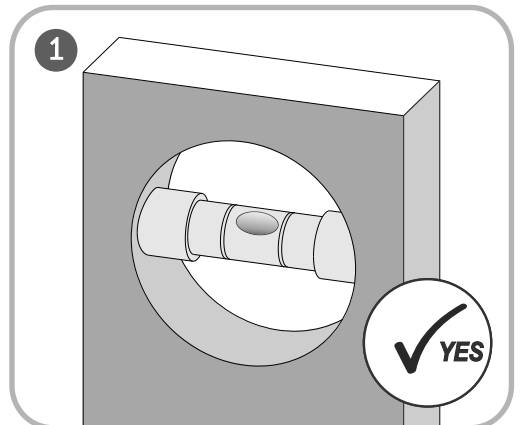
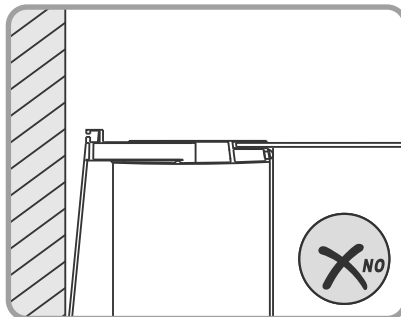
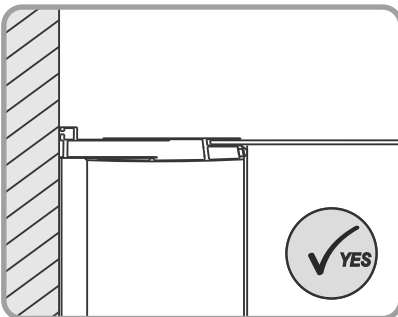
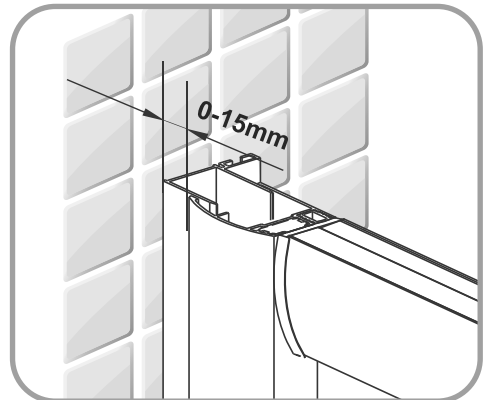
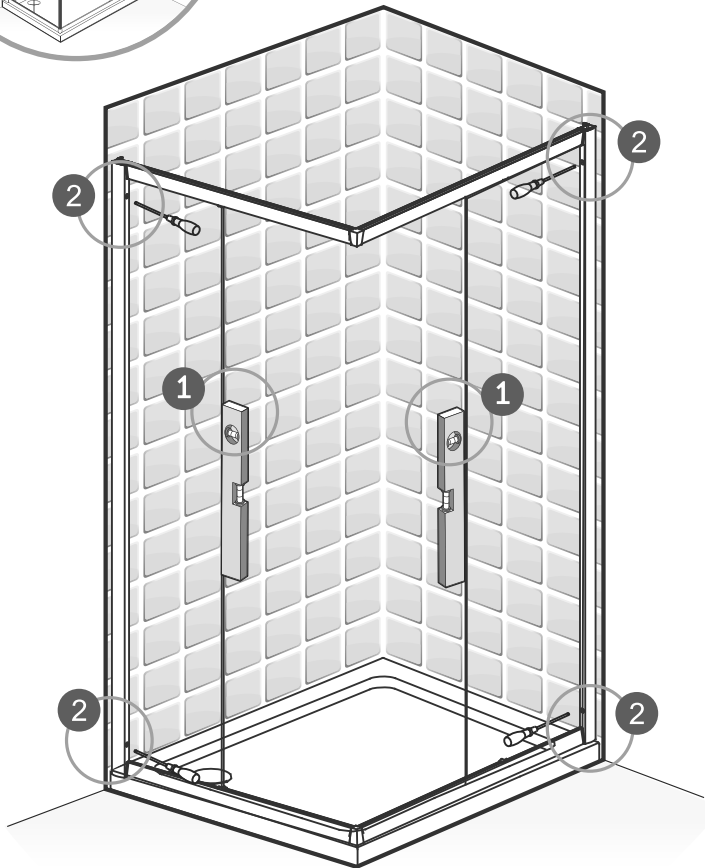
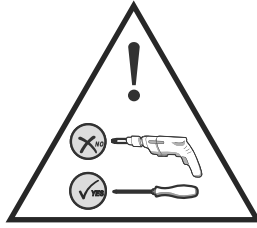
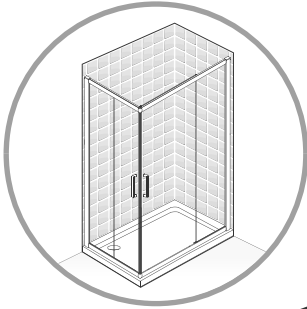
RU Сборка

UK Збірка

RO Montaj

EN Assembly

6



FR Montage

ES Montaje

PT Montagem

IT Montaggio

EL Συναρμολόγηση

PL Montaż

RU Сборка

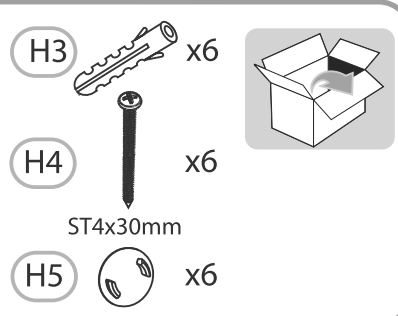
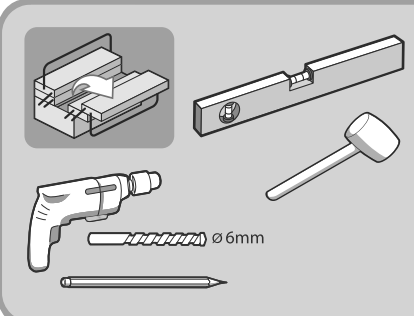
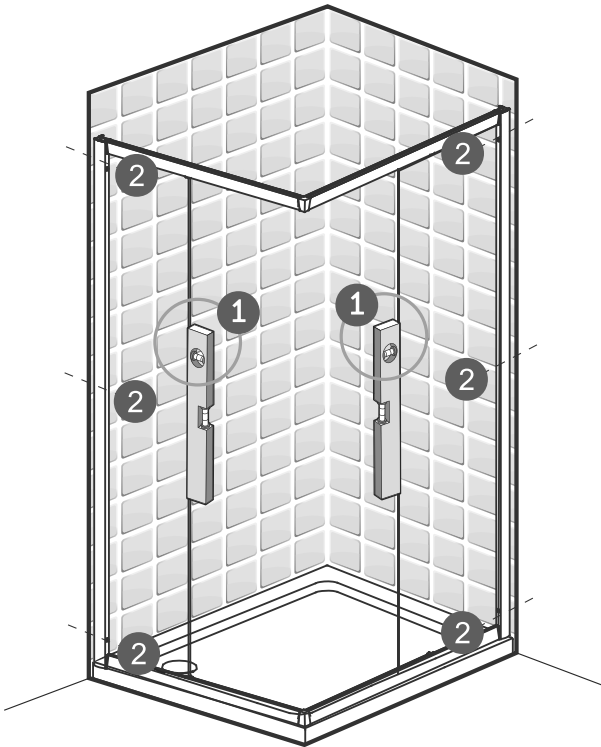


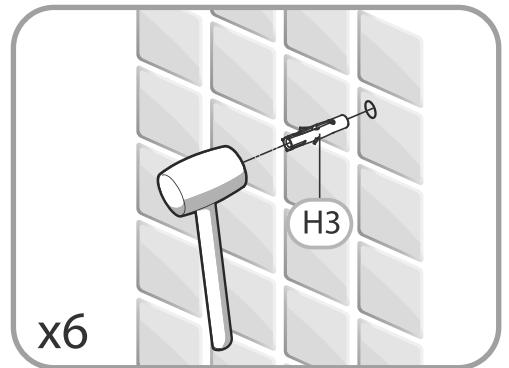
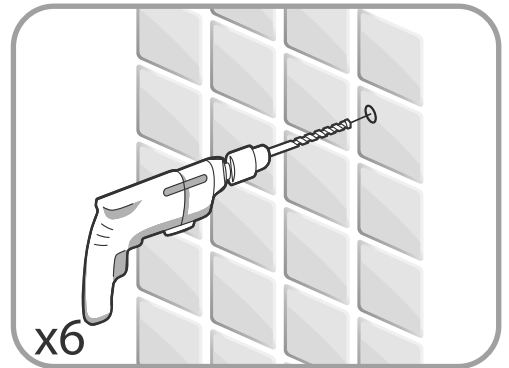
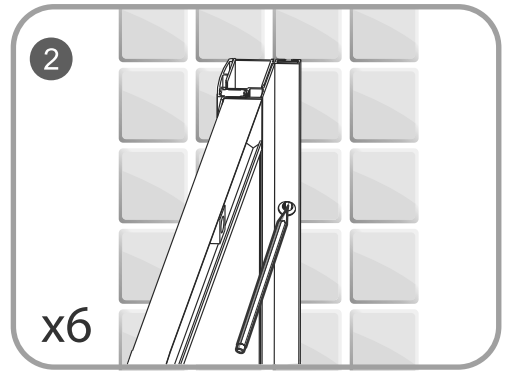
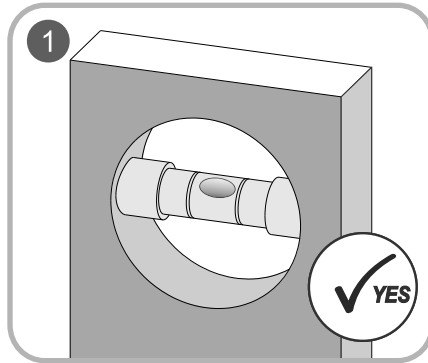
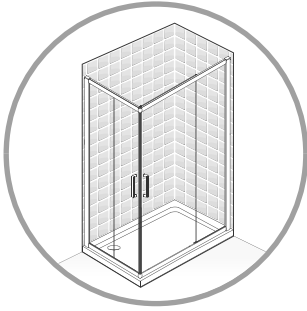
UK Збірка

RO Montaj

EN Assembly

B

7



# B

FR Montage

ES Montaje

PT Montagem

IT Montaggio

EL Συναρμολόγηση

PL Montaż


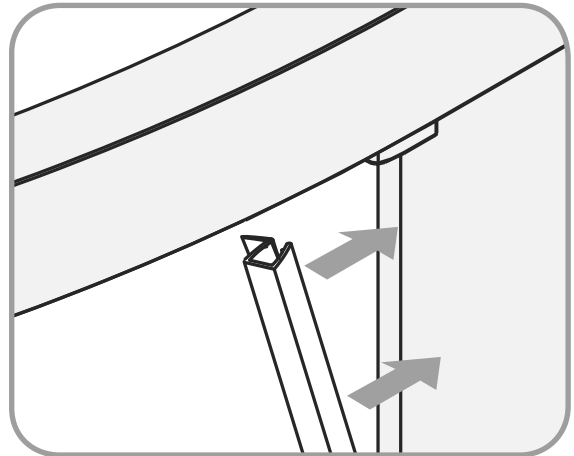
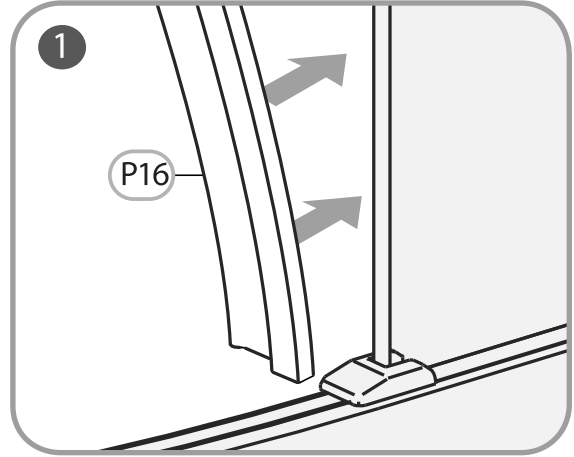
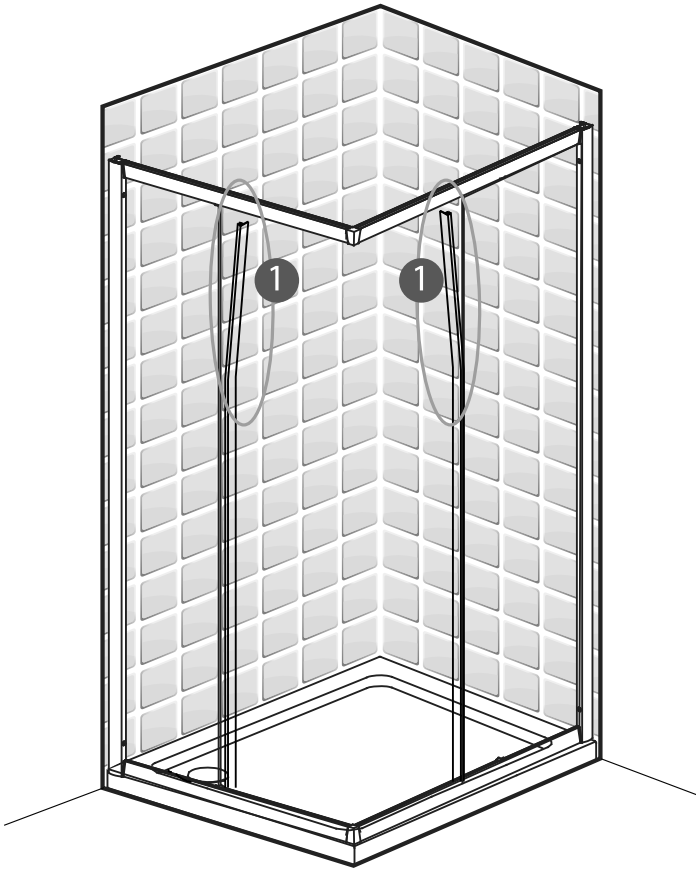
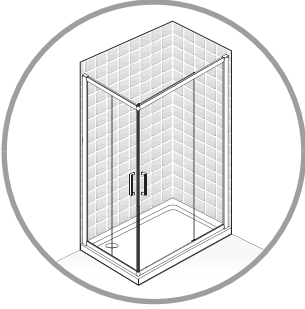
RU Сборка

UK Збірка

RO Montaj

EN Assembly

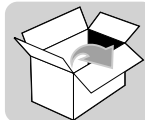
8



P16



x2



FR Montage

ES Montaje

PT Montagem

IT Montaggio

EL Συναρμολόγηση

PL Montaż

RU Сборка

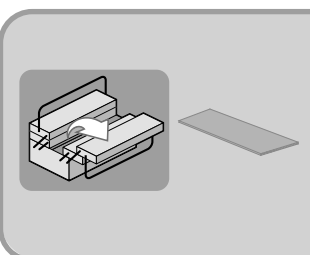

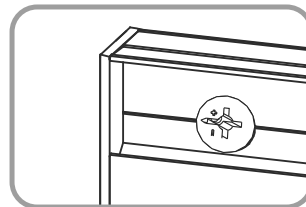
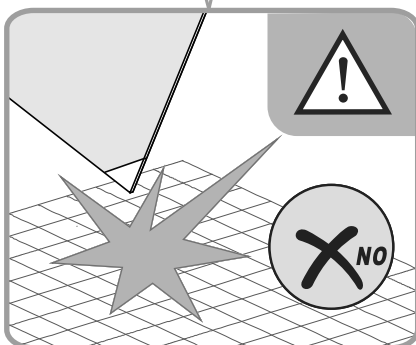
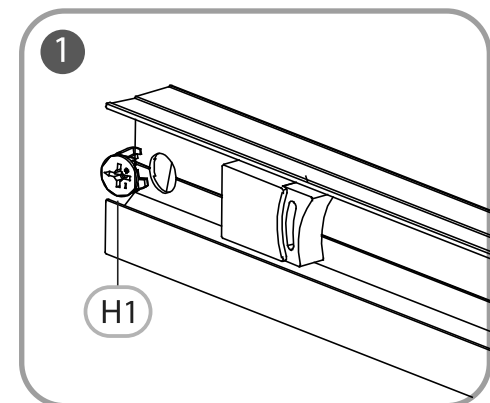
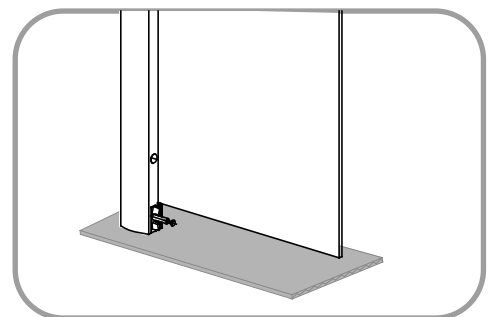
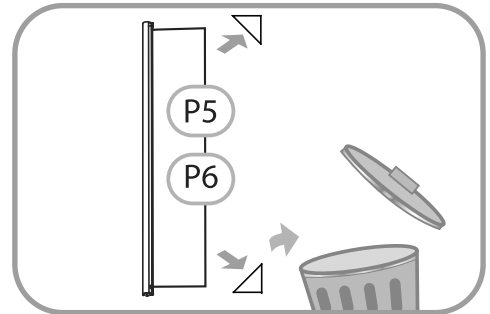

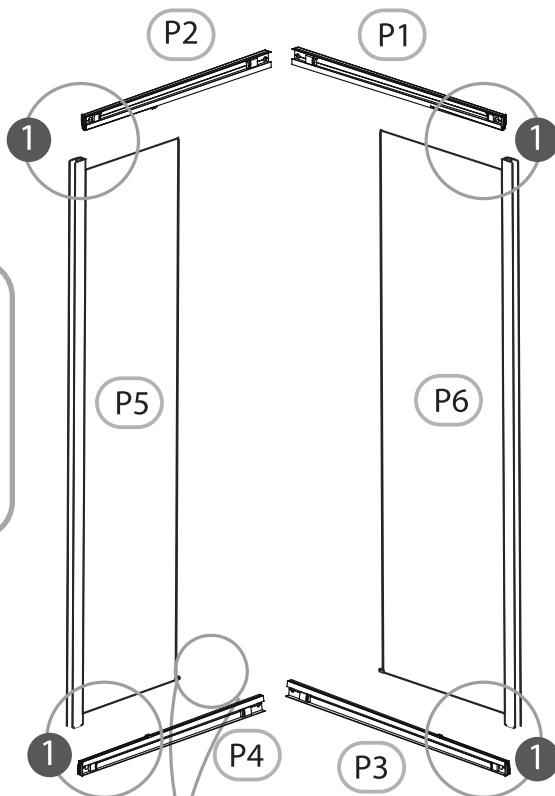
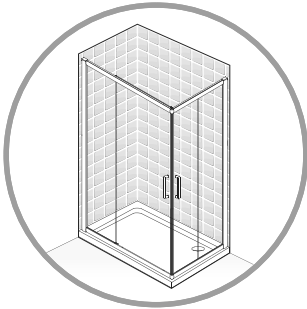
UK Збірка

RO Montaj

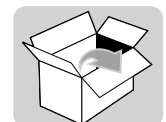
EN Assembly

B

9



H1  x4





# B

FR Montage

ES Montaje

PT Montagem

IT Montaggio

EL Συναρμολόγηση

PL Montaż

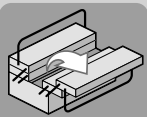
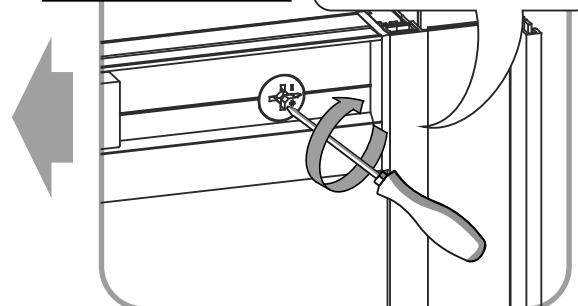
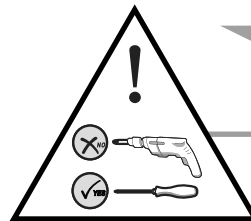
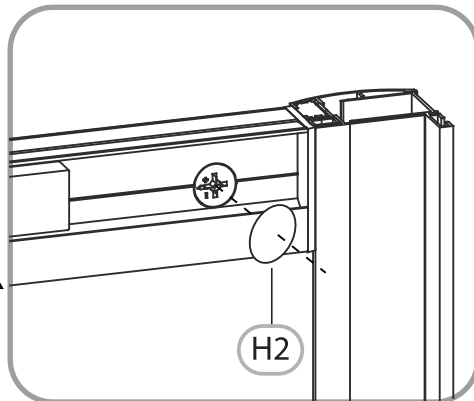
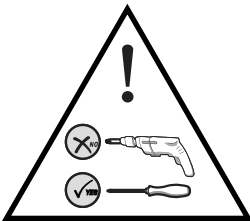
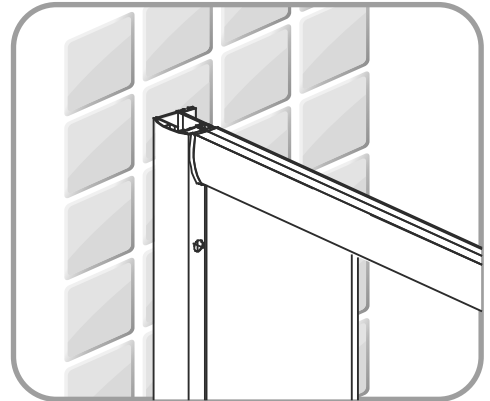
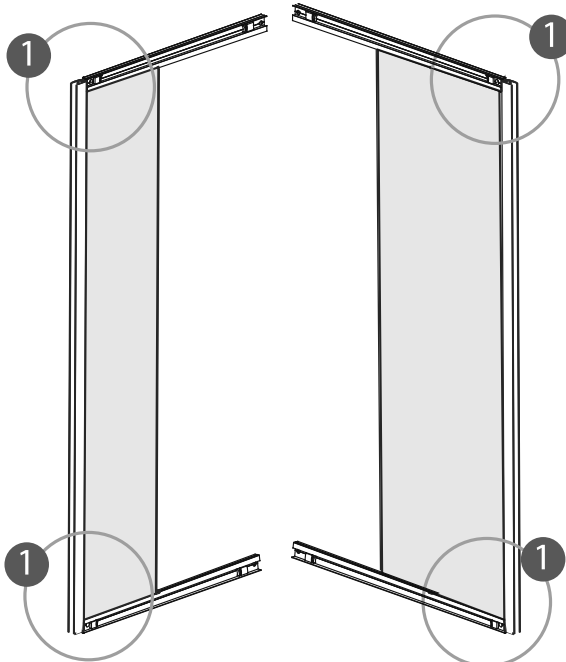
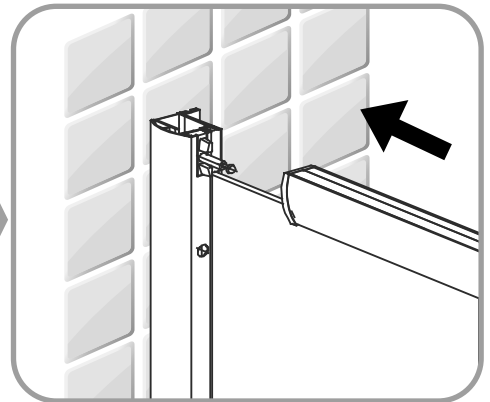
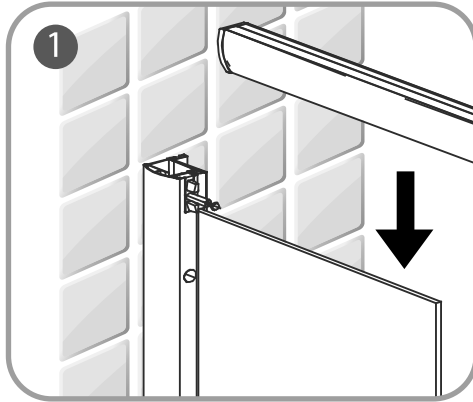
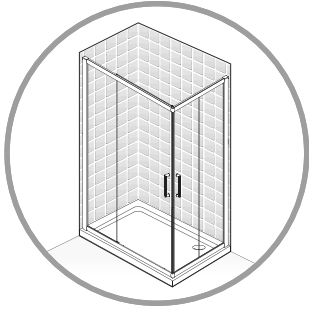
RU Сборка

UK Збірка

RO Montaj

EN Assembly

10

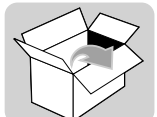


PH2

H2



x4



FR Montage

ES Montaje

PT Montagem

IT Montaggio

EL Συναρμολόγηση

PL Montaż

RU Сборка

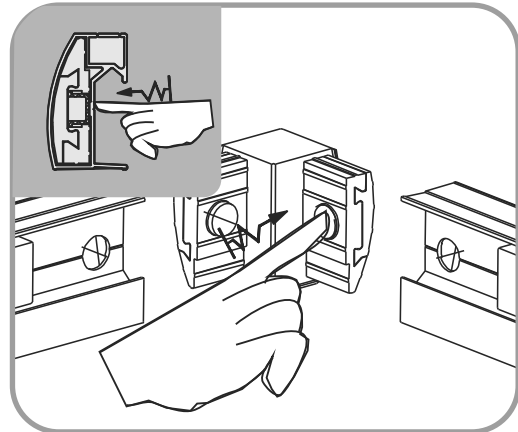
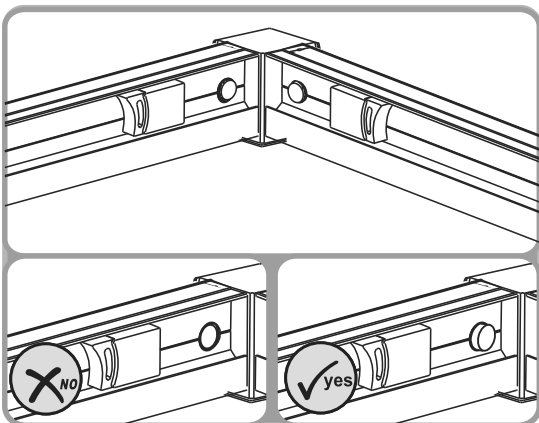
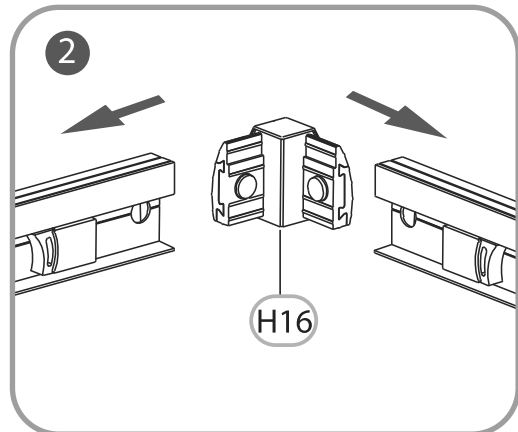
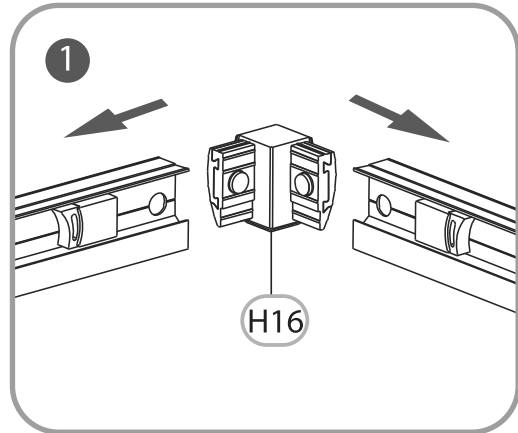

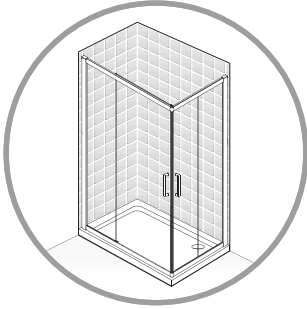
UK Збірка

RO Montaj

EN Assembly

B

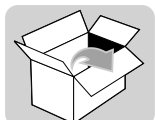
11



H16



x2



# B

FR Montage

ES Montaje

PT Montagem

IT Montaggio

EL Συναρμολόγηση

PL Montaż

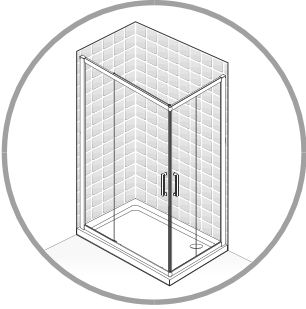
RU Сборка

UK Збірка

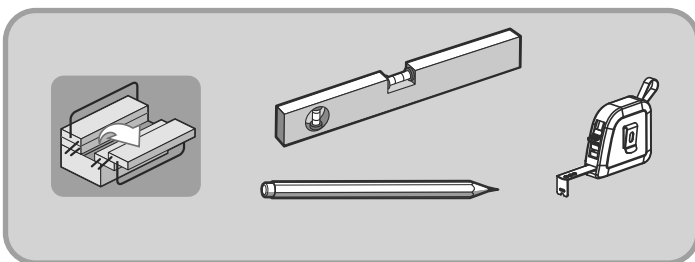
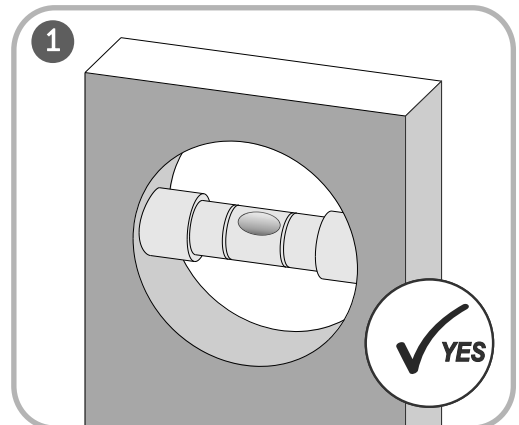
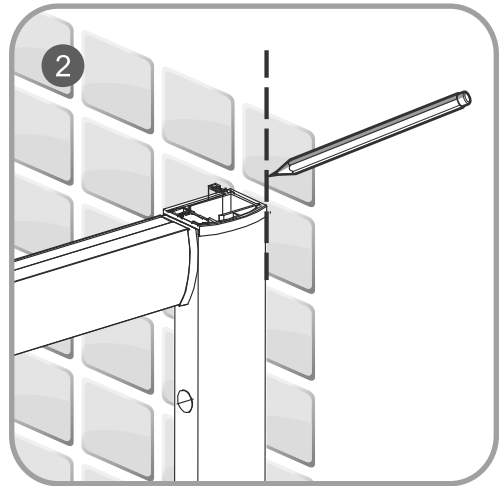
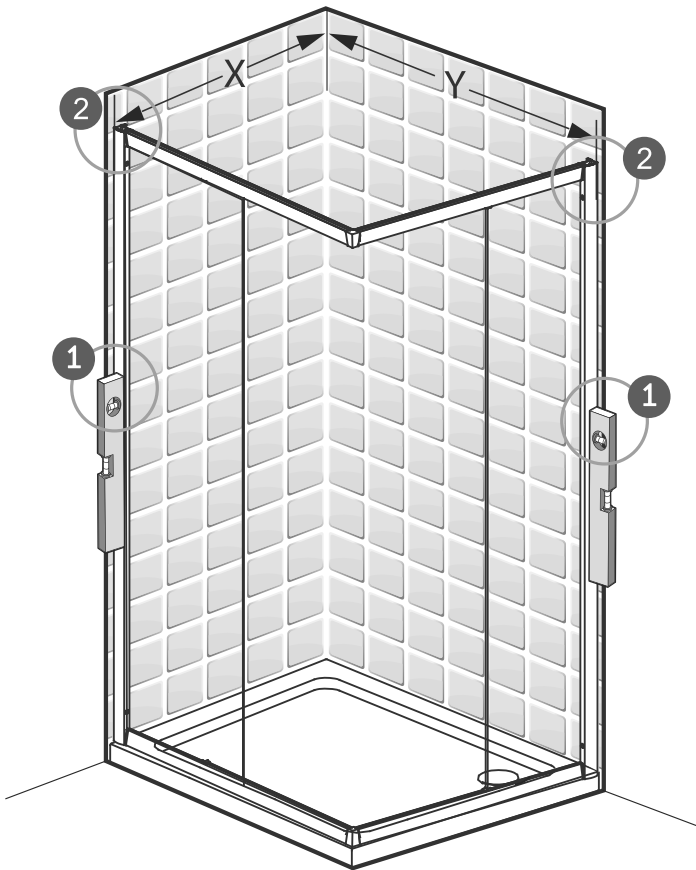
RO Montaj

EN Assembly

12



QUAD	X(mm)	Y(mm)
700x900mm	675 - 690	875 - 890
700x1000mm	675 - 690	975 - 990
800x1000mm	775 - 790	975 - 990
800x1200mm	775 - 790	1175 - 1190



FR Montage

ES Montaje

PT Montagem

IT Montaggio

EL Συναρμολόγηση

PL Montaż

RU Сборка

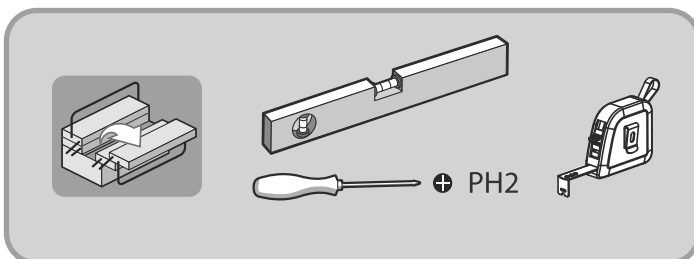
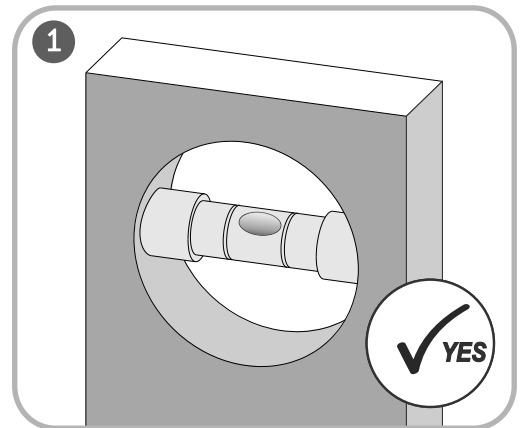
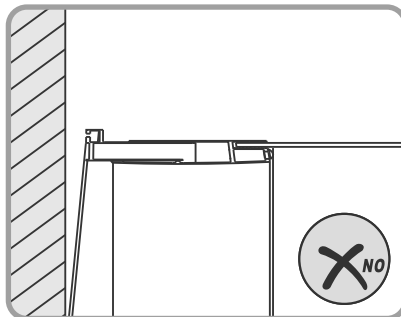
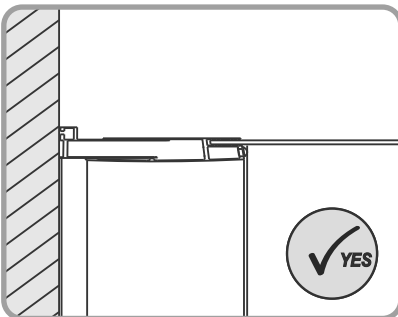
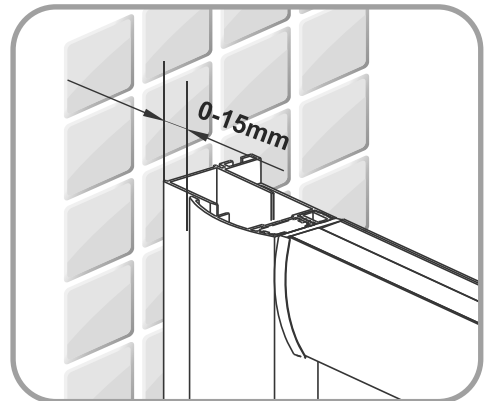
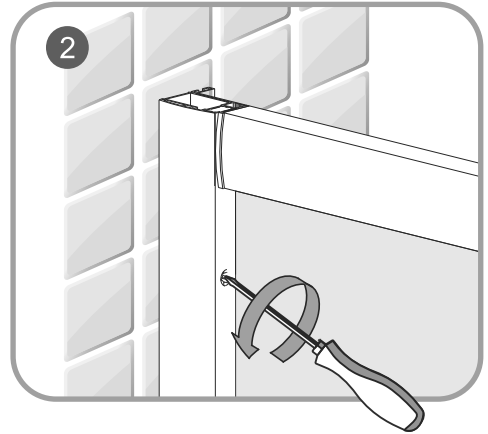
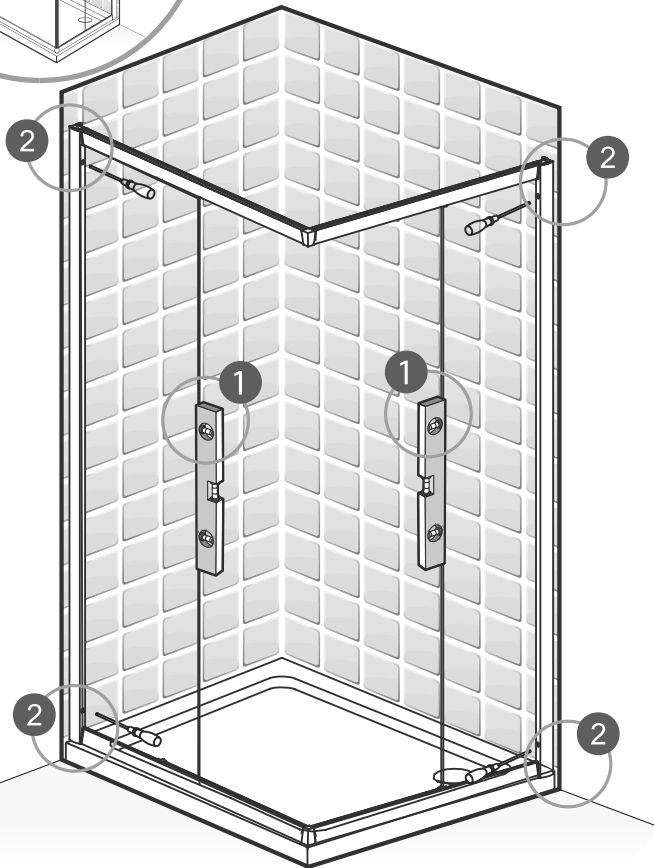
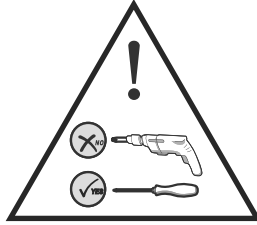
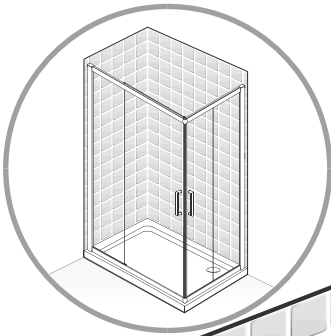
UK Збірка

RO Montaj

EN Assembly

B

13



# B

FR Montage

ES Montaje

PT Montagem

IT Montaggio

EL Συναρμολόγηση

PL Montaż

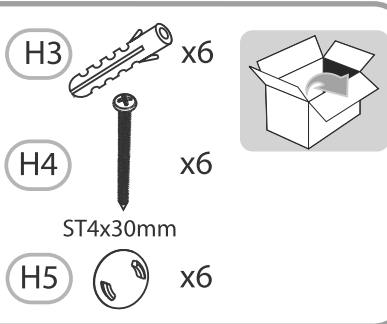
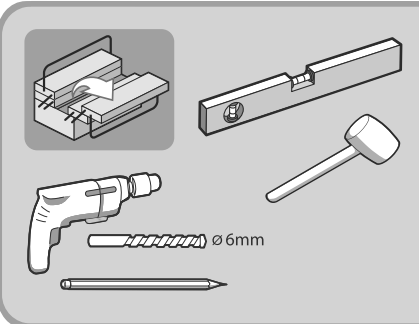

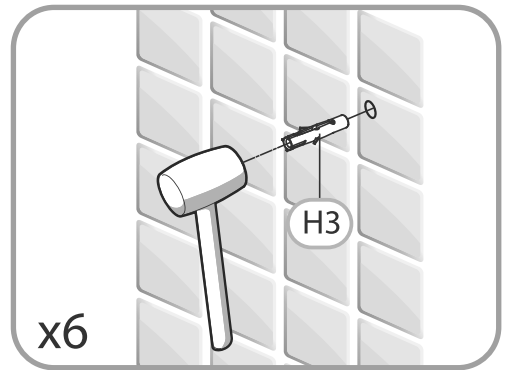
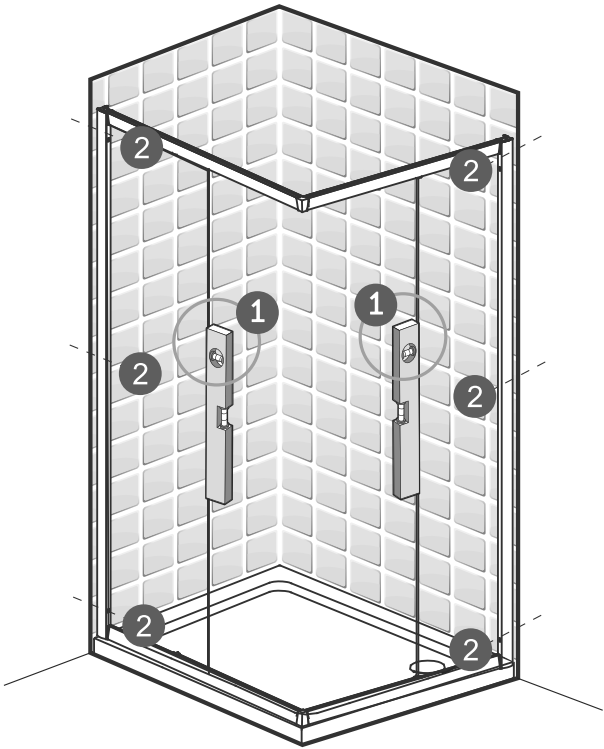
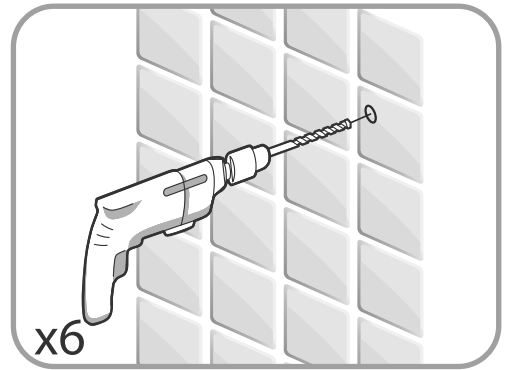

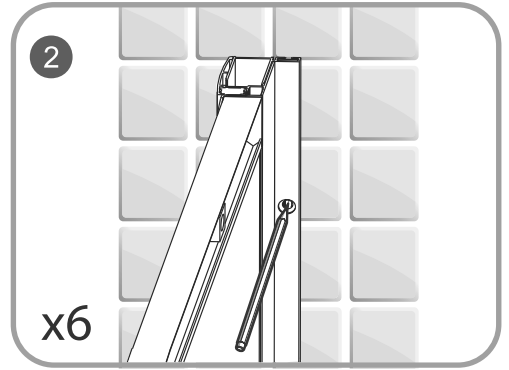
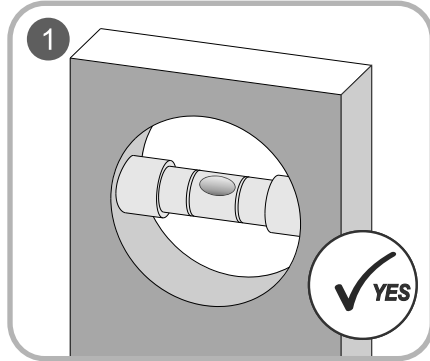
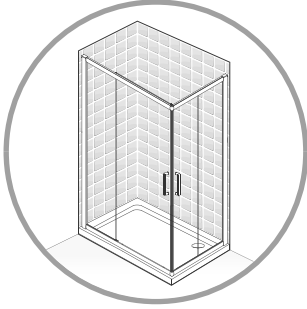
RU Сборка

UK Збірка

RO Montaj

EN Assembly

14



FR Montage

ES Montaje

PT Montagem

IT Montaggio

EL Συναρμολόγηση

PL Montaż

RU Сборка


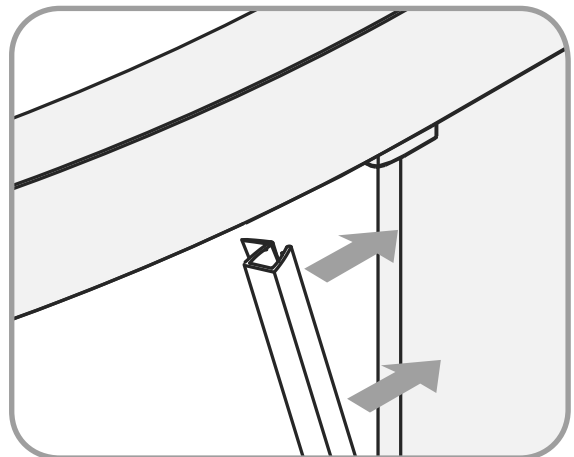
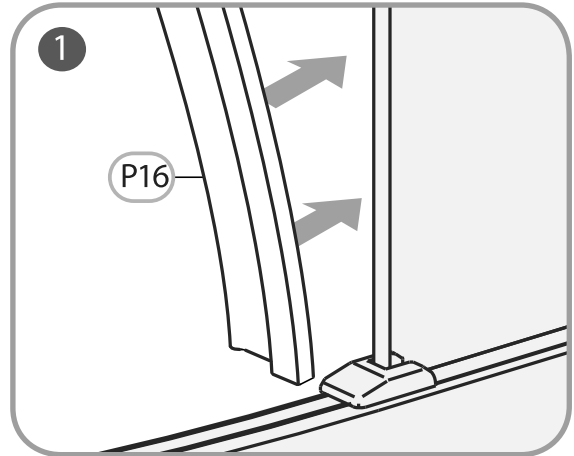
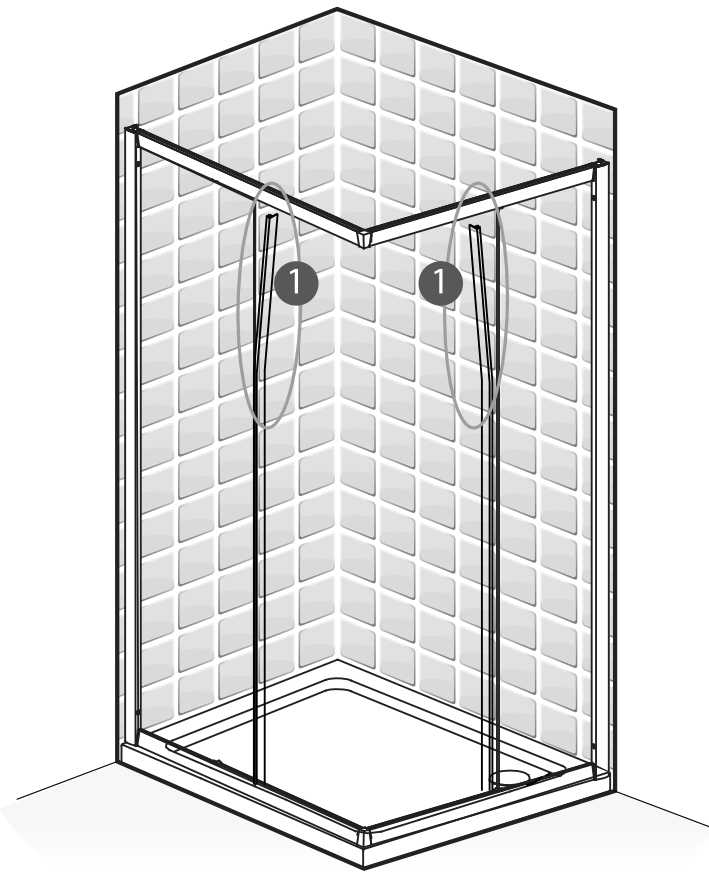
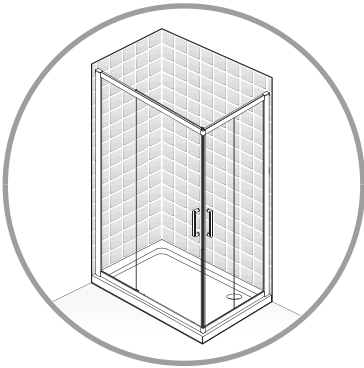
UK Збірка

RO Montaj

EN Assembly

B

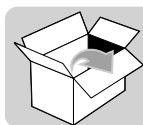
15



P16



x2



# B

FR Montage

ES Montaje

PT Montagem

IT Montaggio

EL Συναρμολόγηση

PL Montaż

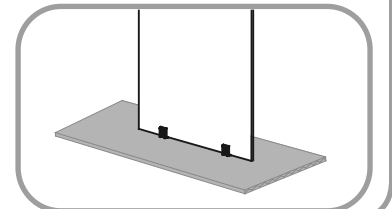
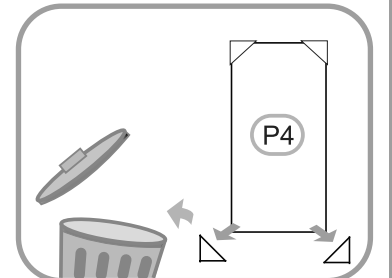
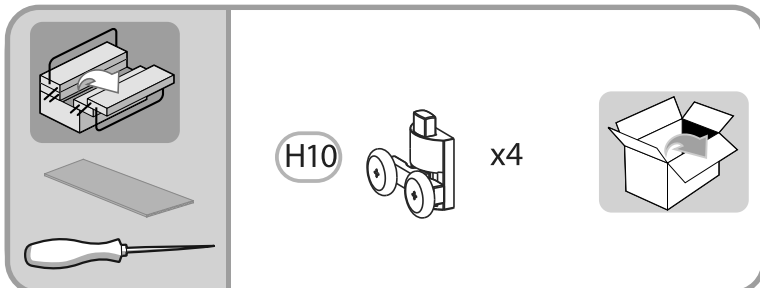
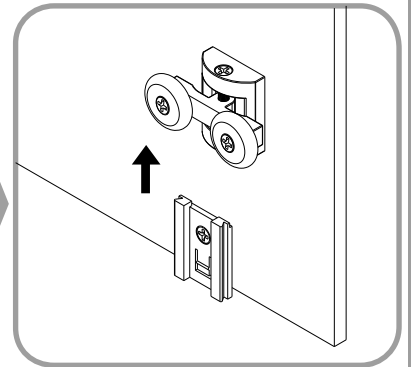
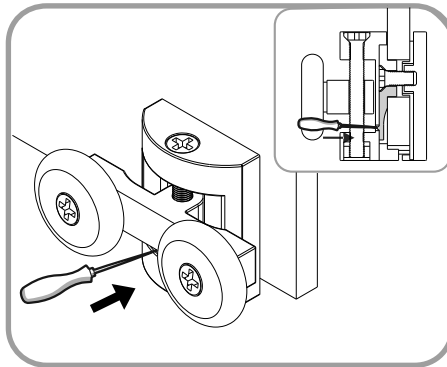
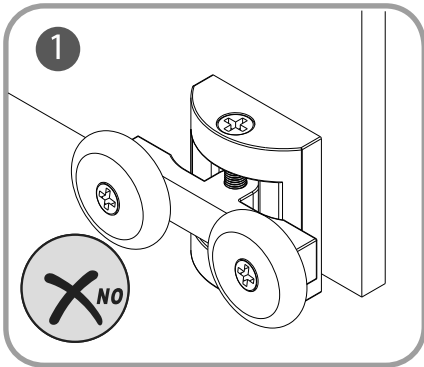

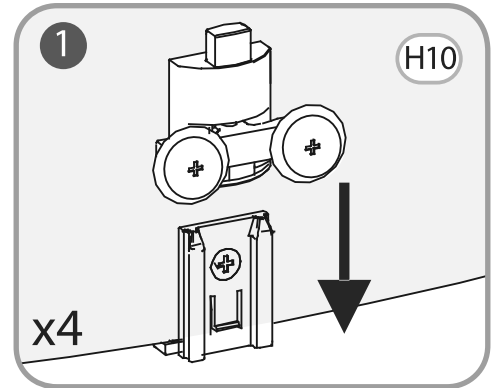
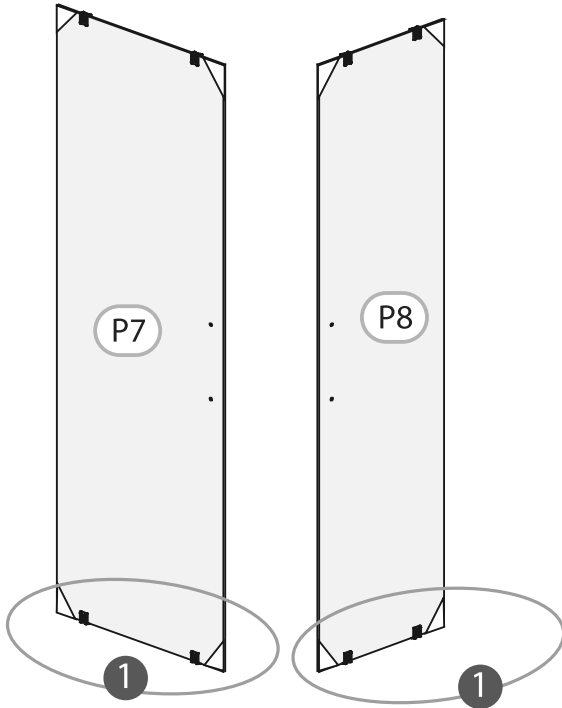
RU Сборка

UK Збірка

RO Montaj

EN Assembly

16



FR Montage

ES Montaje

PT Montagem

IT Montaggio

EL Συναρμολόγηση

PL Montaż

RU Сборка

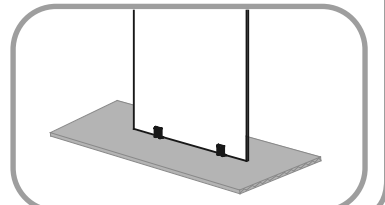
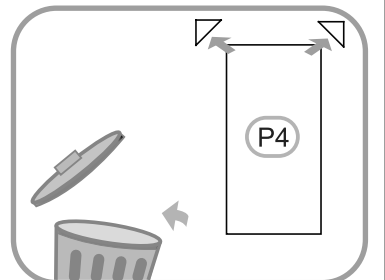
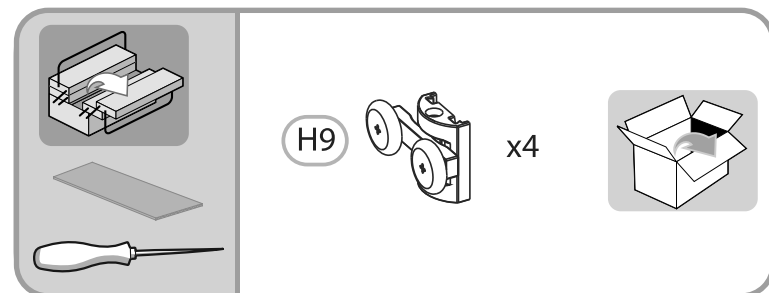
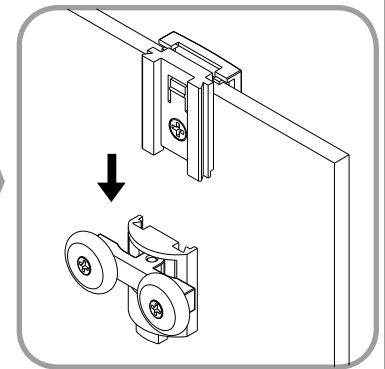
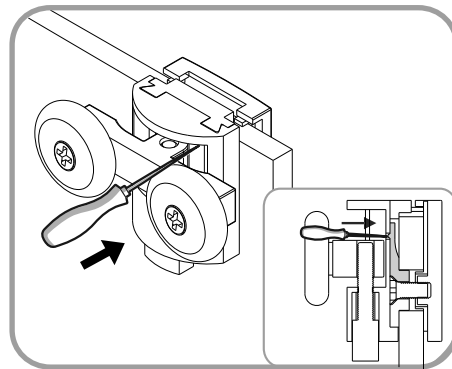
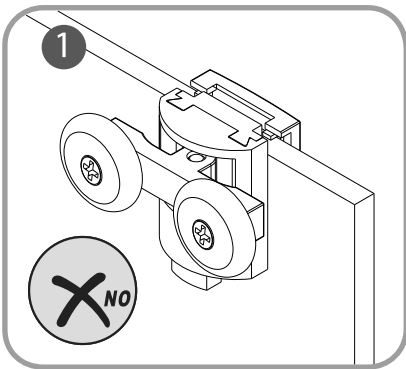
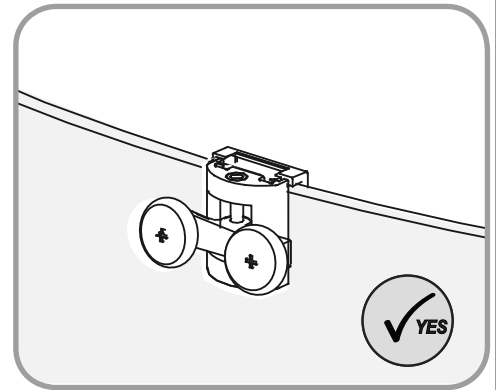
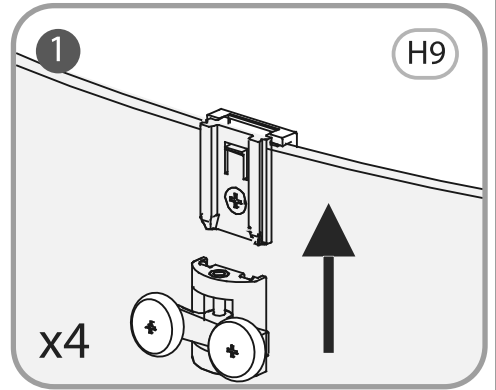
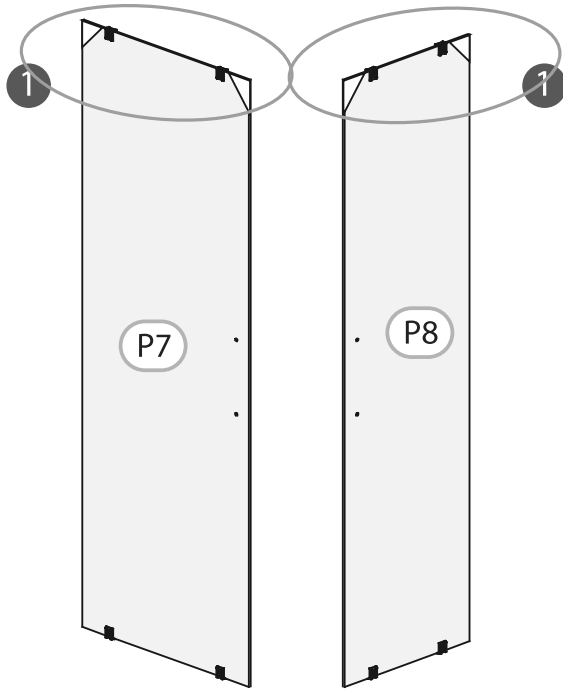
UK Збірка

RO Montaj

EN Assembly

B

17





# B

FR Montage

ES Montaje

PT Montagem

IT Montaggio

EL Συναρμολόγηση

PL Montaż

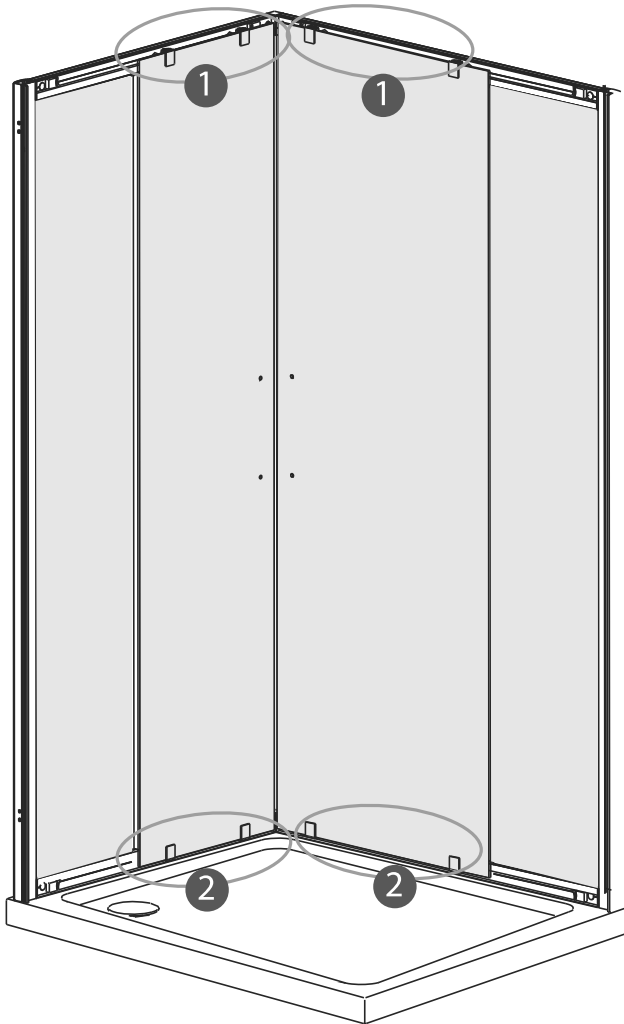
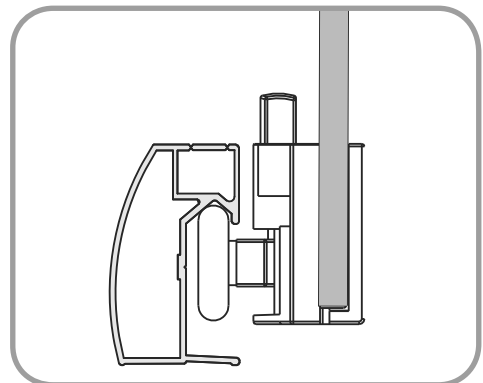
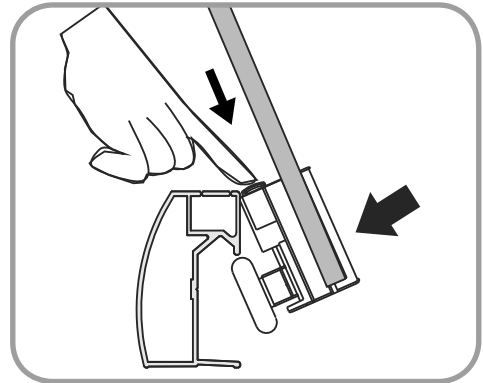
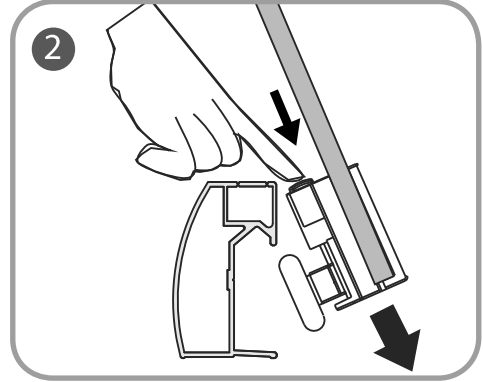
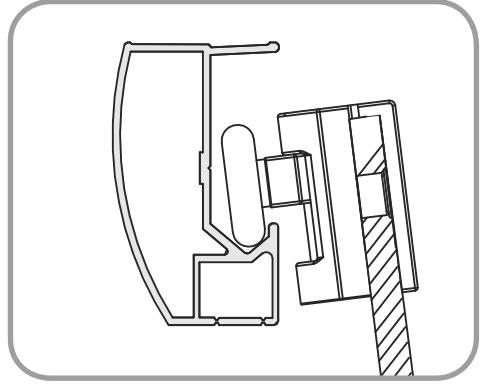
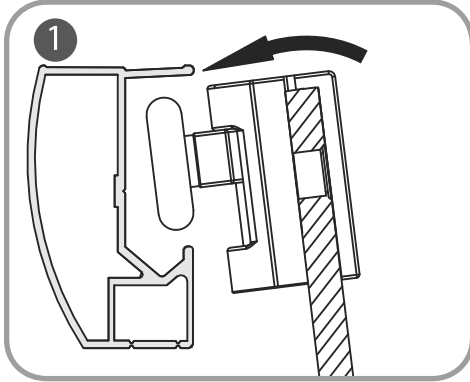
RU Сборка

UK Збірка

RO Montaj

EN Assembly

18



FR Montage

ES Montaje

PT Montagem

IT Montaggio

EL Συναρμολόγηση

PL Montaż

RU Сборка

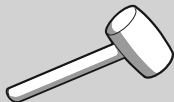
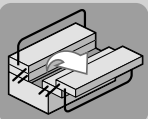
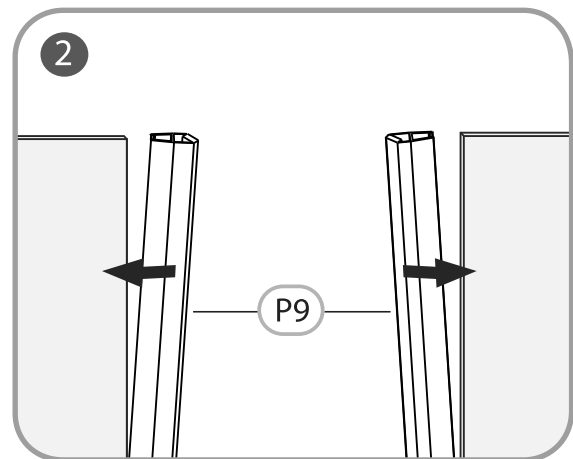
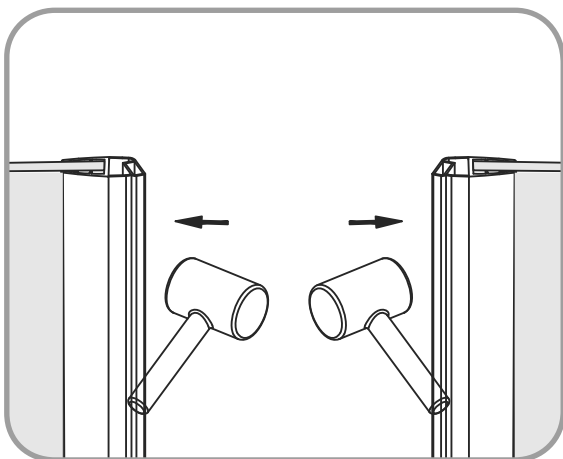
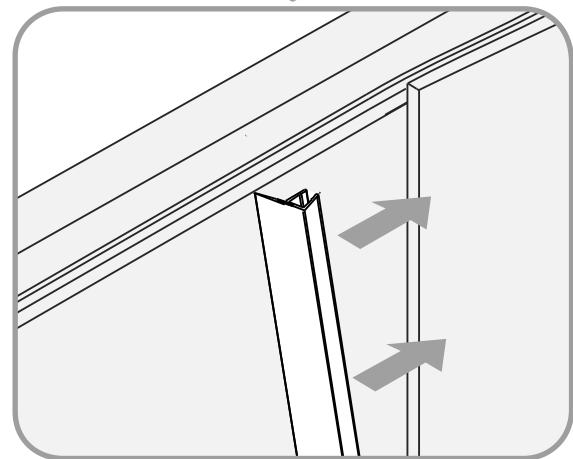
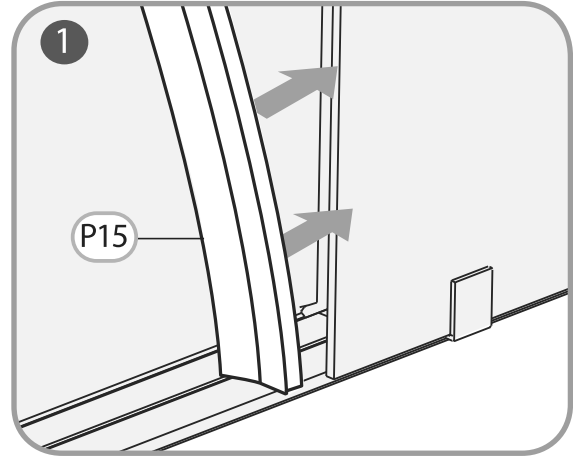
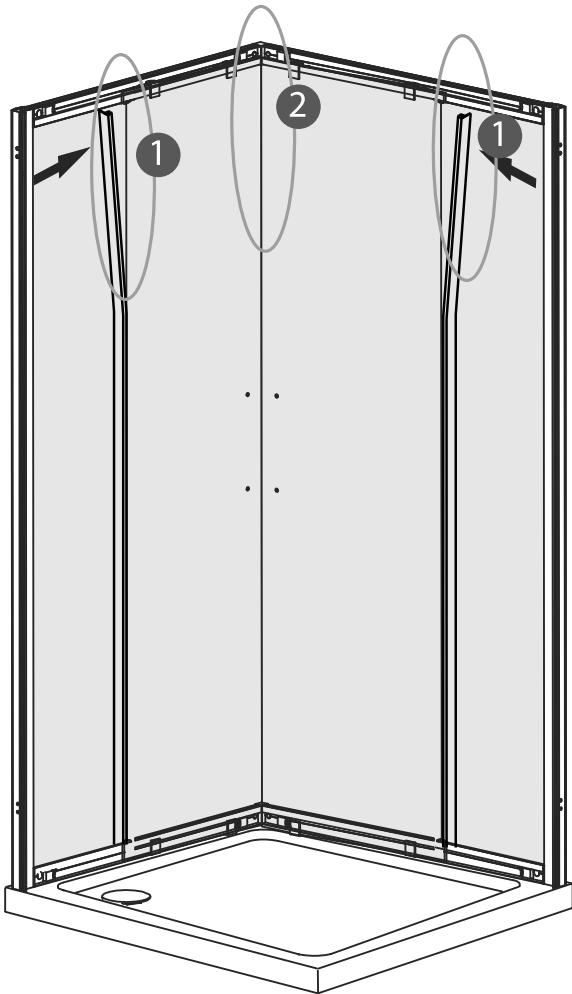
UK Збірка

RO Montaj

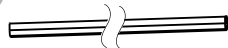
EN Assembly

B

19



P9

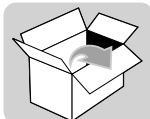


x2

P15



x2



# B

FR Montage

ES Montaje

PT Montagem

IT Montaggio

EL Συναρμολόγηση

PL Montaż

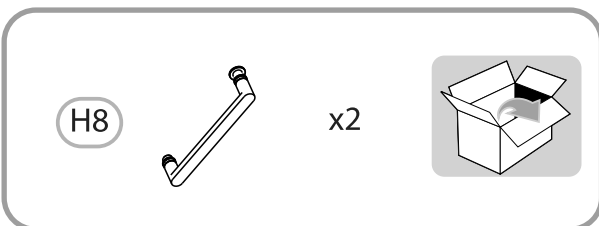
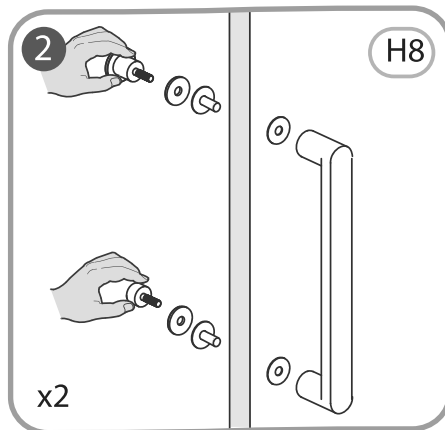
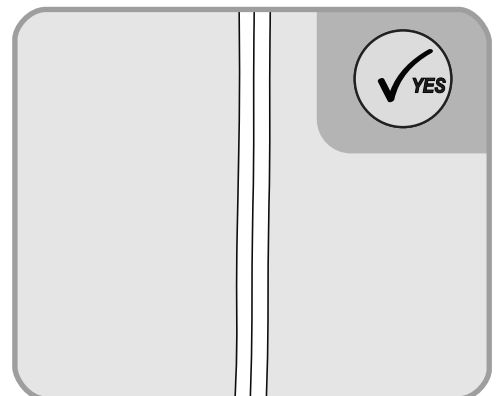
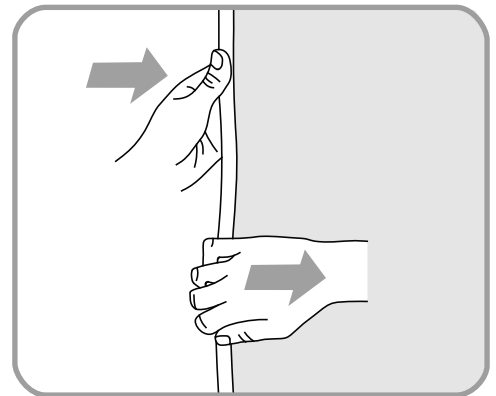
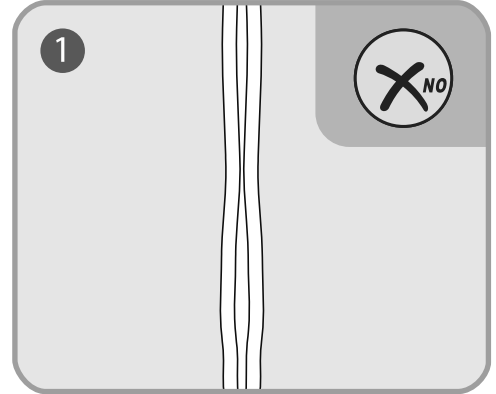
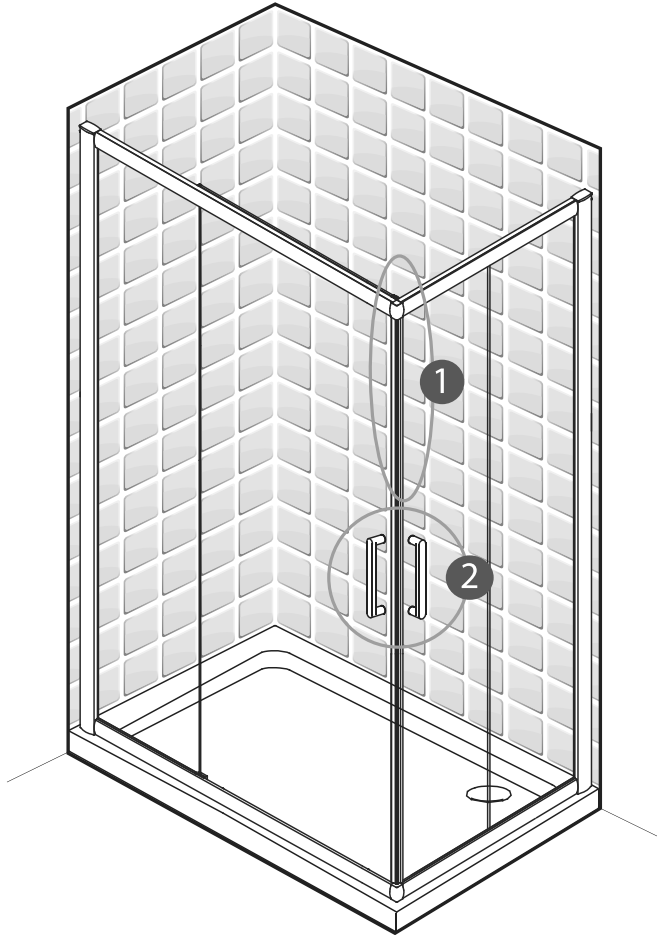
RU Сборка

UK Збірка

RO Montaj

EN Assembly

20



FR Montage

ES Montaje

PT Montagem

IT Montaggio

EL Συναρμολόγηση

PL Montaż

RU Сборка

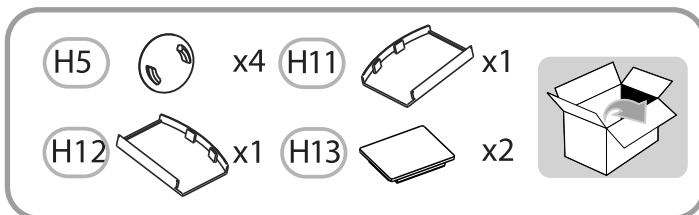
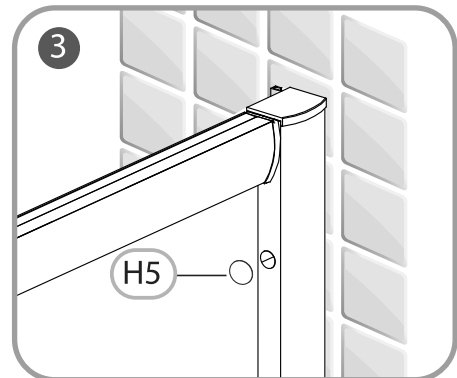
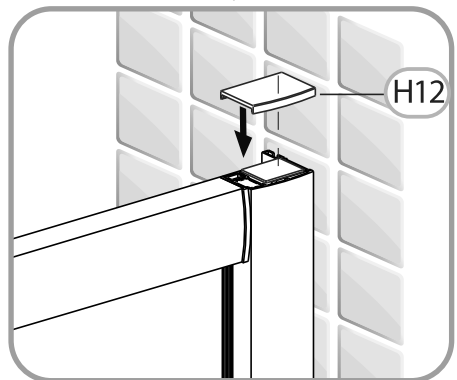
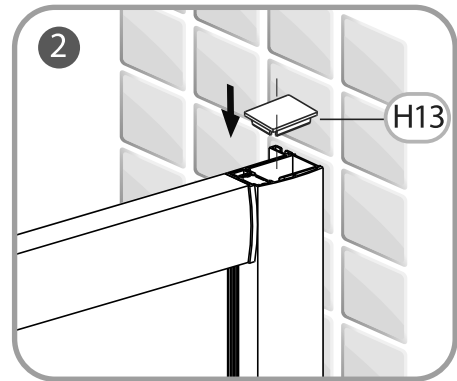
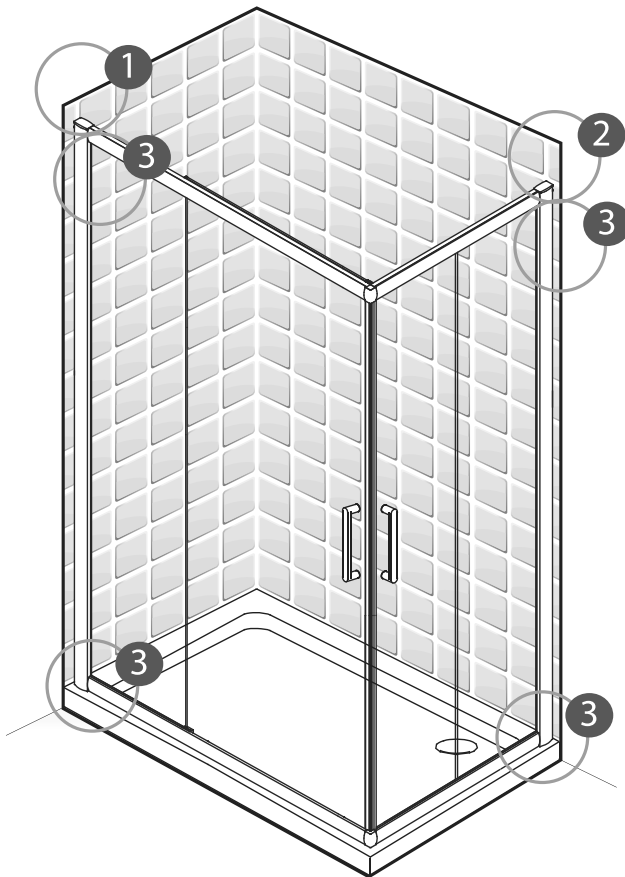
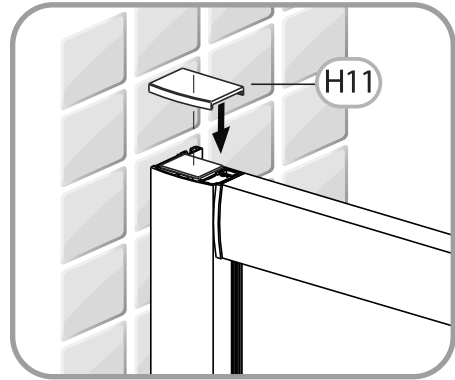
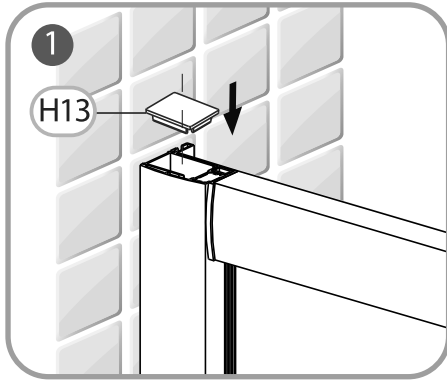
UK Збірка

RO Montaj

EN Assembly

B

21



# B

FR Montage

ES Montaje

PT Montagem

IT Montaggio

EL Συναρμολόγηση

PL Montaż

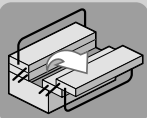
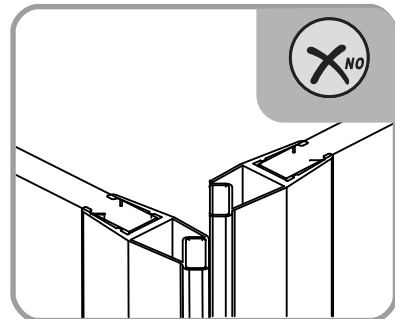
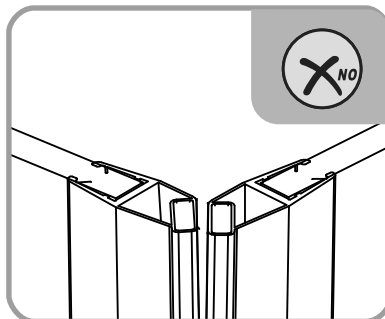
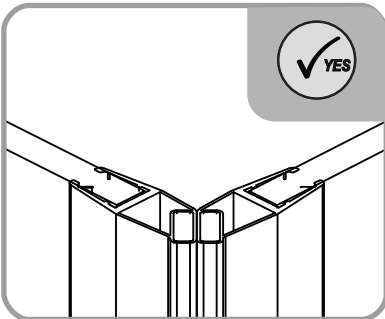
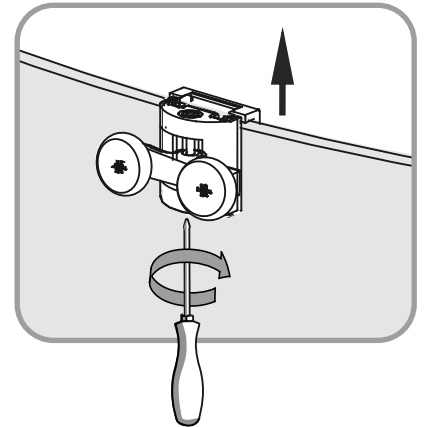
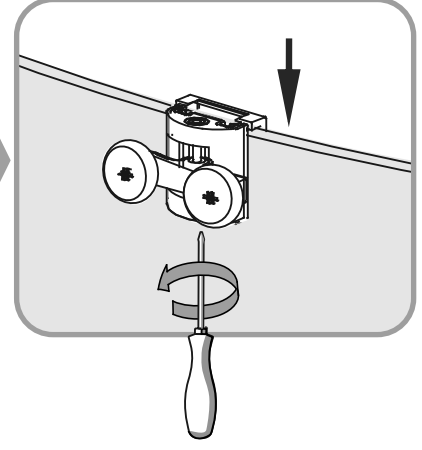
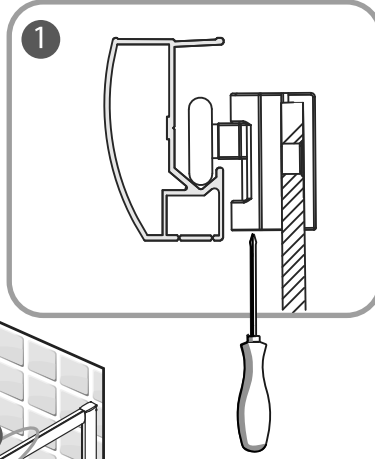
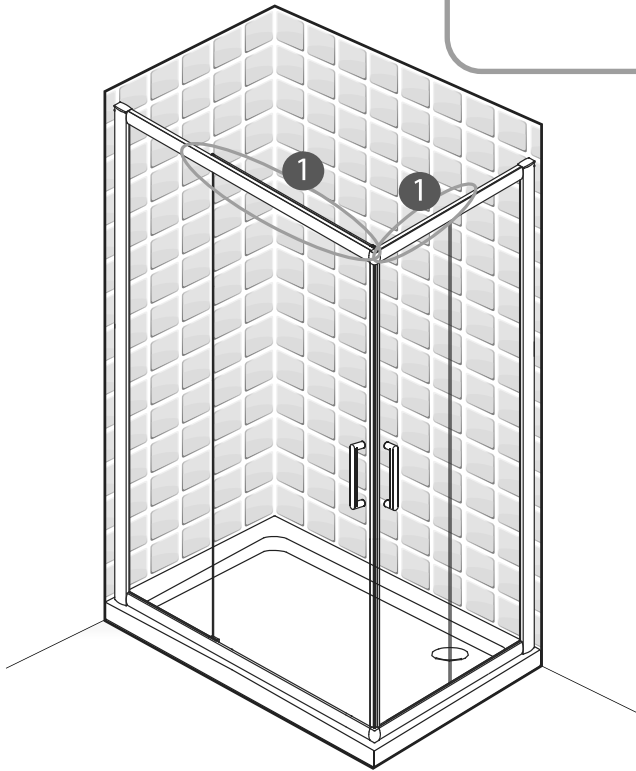
RU Сборка

UK Збірка

RO Montaj

EN Assembly

22



PH2

FR Montage

ES Montaje

PT Montagem

IT Montaggio

EL Συναρμολόγηση

PL Montaż

RU Сборка

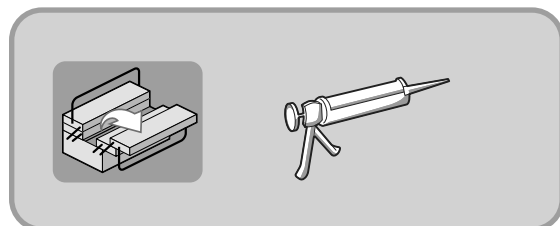
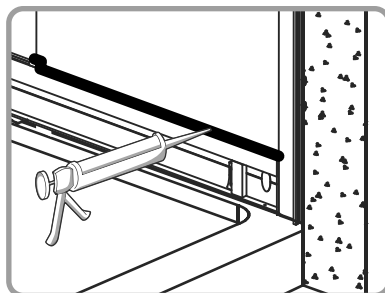
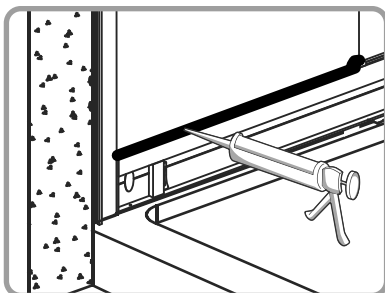
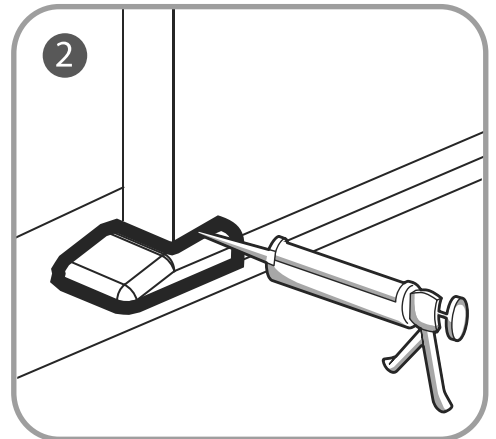
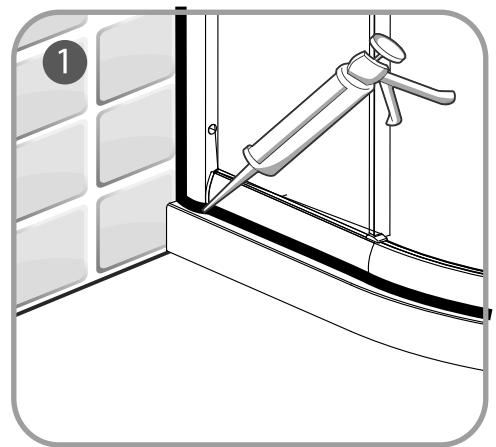
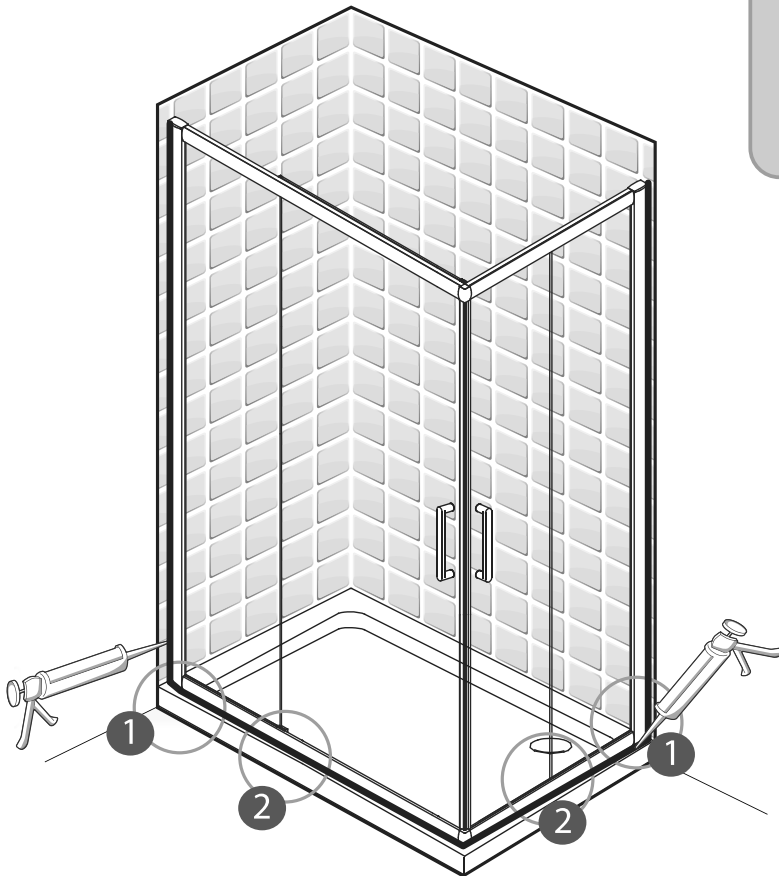

UK Збірка

RO Montaj

EN Assembly

B

23



C

FR Entretien

ES Mantenimiento

PT Serviço

IT Manutenzione

EL Συντήρηση

PL Konserwacja

RU Уход

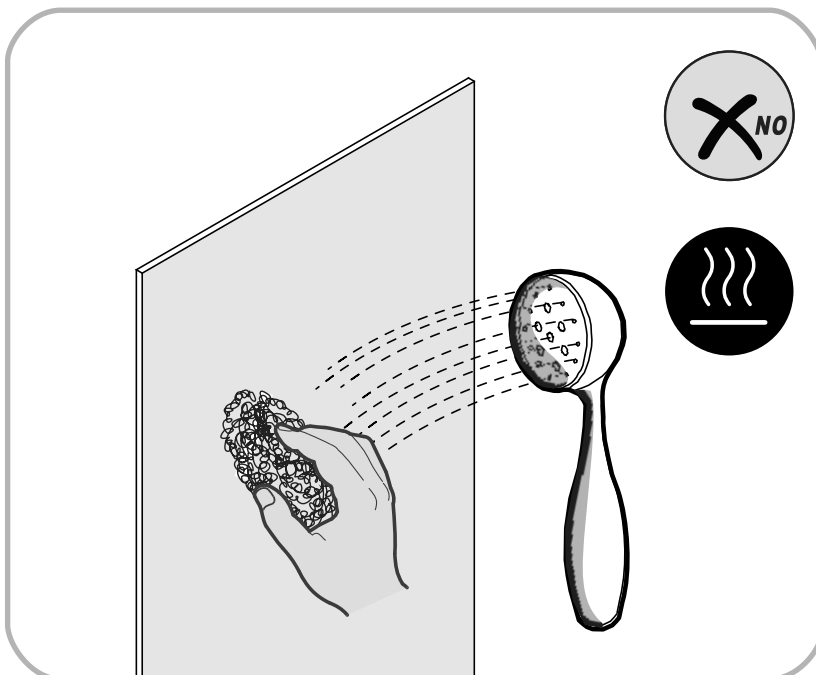
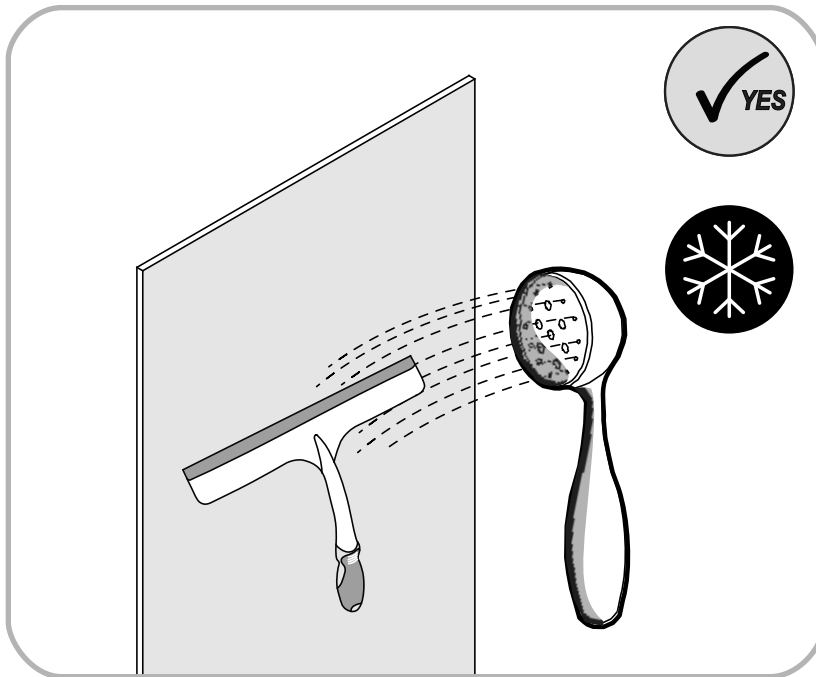
UK Догляд

RO Întreținere

EN Maintenance



Sans solvant / Sin disolvente / Sem solventes / Senza solventi / Χωρίς διαλυτικά / Bez rozpuszczalnika / Без растворителя /  
Без розчинника / Fără solvent / Solvent-free



**FR**

**CE**

ADEO Services  
135 Rue Sadi Carnot - CS 00001  
59790 RONCHIN - France

16  
EN 14428:2015

Code d'identification unique  
du produit type: \*\*

usage prévu: hygiène personnelle  
Nettoyable: Conforme

Résistance à l'impact/  
Capacité de Fragmentation: Conforme

Durabilité: Conforme

DOP N° \*

**ES**

**CE**

ADEO Services  
135 Rue Sadi Carnot - CS 00001  
59790 RONCHIN - France

16  
EN 14428:2015

Código de identificación  
única del producto tipo: \*\*

Uso previsto: higiene personal  
Limpiable: Conforme

Resistencia al impacto/  
Capacidad de fragmentación: Conforme

Durabilidad: Conforme

DOP N° \*

**PT**

**CE**

ADEO Services  
135 Rue Sadi Carnot - CS 00001  
59790 RONCHIN - France

16  
EN 14428:2015

Código de identificação  
único do produto-tipo: \*\*

Utilização prevista: higiene pessoal  
Limpeza: Conforme

Resistência ao impacto/  
Capacidade de fragmentação: Conforme

Durabilidade: Conforme

DOP N° \*

**IT**

**CE**

ADEO Services  
135 Rue Sadi Carnot - CS 00001  
59790 RONCHIN - France

16  
EN 14428:2015

Codice di identificazione  
unico del prodotto-tipo: \*\*

Uso previsto: igiene personale  
Pulibile: Conforme

Resistenza agli urti/  
Capacità di Frammentazione: Conforme

Durata: Conforme

DOP N° \*

**EL**

**CE**

ADEO Services  
135 Rue Sadi Carnot - CS 00001  
59790 RONCHIN - France

16  
EN 14428:2015

Μοναδικός κωδικός ταυτοποίησης  
του τύπου του προϊόντος: \*\*

προβλεπόμενη χρήση: προσωπική υγιεινή  
«υνατότητα καθαρισμού: Σύμφωνα με

Αντοχή σε κρούση/  
Ικανότητα κατάτμησης: Σύμφωνα με

«άρκεια: Σύμφωνα με

DOP N° \*

**PL**

**CE**

ADEO Services  
135 Rue Sadi Carnot - CS 00001  
59790 RONCHIN - France

16  
EN 14428:2015

Niepowtarzalny kod  
identyfikacyjny typu wyrobu: \*\*

przeznaczenie: higiena osobista  
Możliwość czyszczenia: Zgodny

Odporność na uderzenia/  
Rozkruszalność: Zgodny

Trwałość: Zgodny

DOP N° \*

**RU**

**CE**

ADEO Services  
135 Rue Sadi Carnot - CS 00001  
59790 RONCHIN - France

16  
EN 14428:2015

Уникальный идентификационный  
код типа изделия: \*\*

Назначение: личная гигиена  
Легкость очистки: Соответствие

Ударопрочность/  
Мощность распыления: Соответствие

Долговечность: Соответствие

DOP N° \*

**UK**

**CE**

ADEO Services  
135 Rue Sadi Carnot - CS 00001  
59790 RONCHIN - France

16  
EN 14428:2015

Унікальний ідентифікаційний  
код виду продукції: \*\*

призначення: особиста гігієна  
Легкість очищення: Відповідність

Ударостійкість/  
Потужність розпилення: Відповідність

Довговічність: Відповідність

DOP N° \*

**RO**

**CE**

ADEO Services  
135 Rue Sadi Carnot - CS 00001  
59790 RONCHIN - France

16  
EN 14428:2015

Cod unic de identificare  
a tipului de produs: \*\*

destinație: igienă personală  
Posibilitatea de curățare: Conform

Rezistență la impact/  
Capacitate de fragmentare: Conform

Durabilitate: Conform

DOP N° \*

**EN**

**CE**

ADEO Services  
135 Rue Sadi Carnot - CS 00001  
59790 RONCHIN - France

16  
EN 14428:2015

Unique identification code  
of the product-type: \*\*

Intended use: personal hygiene  
cleanability: Pass

Impact resistance/ shatter properties: Pass

Durability: Pass

DOP N° \*

\*\*

**FR** Reportez-vous à l'annexe.

**ES** Consulte el apéndice.

**PT** Consulte o anexo.

**IT** Consultare l'appendice.

**EL** Ανατρέξτε στο Παράρτημα.

**PL** Patrz załącznik.

**RU** См. приложение.

**UK** Читайте додаток.

**RO** Consultați anexa.

**EN** Refer to appendix.



\* Garantie 3 ans / Garantía 3 años / Garantia 3 anos / Garanzia 3 anni  
Εγγύηση 3 ετών / Gwarancja 3 lat / 3 летняя / 3-річна гарантія  
3 ani garanție / Guarantee 3 years

ADEO Services  
135 Rue Sadi Carnot  
CS 00001  
59790 RONCHIN - France

ТОВ «Леруа Мерлен Україна»,  
вул. Полярна 17а, м. Київ  
04201, Україна

ООО ЛЕРУА МЕРЛЕН ВОСТОК,  
141031, Московская область,  
Мытищинский район, г. Мытищи,  
Осташковское шоссе, д.1, РОССИЯ

Made In P. R.C. 2016