

Grosfillex®



indice

A

ABRI DECO H5

2630 X 1780

YT68 81103

SERVICE CLIENT

00 800 000 800 01

appel gratuit



AFTERSALES SERVICE

00 800 000 800 01

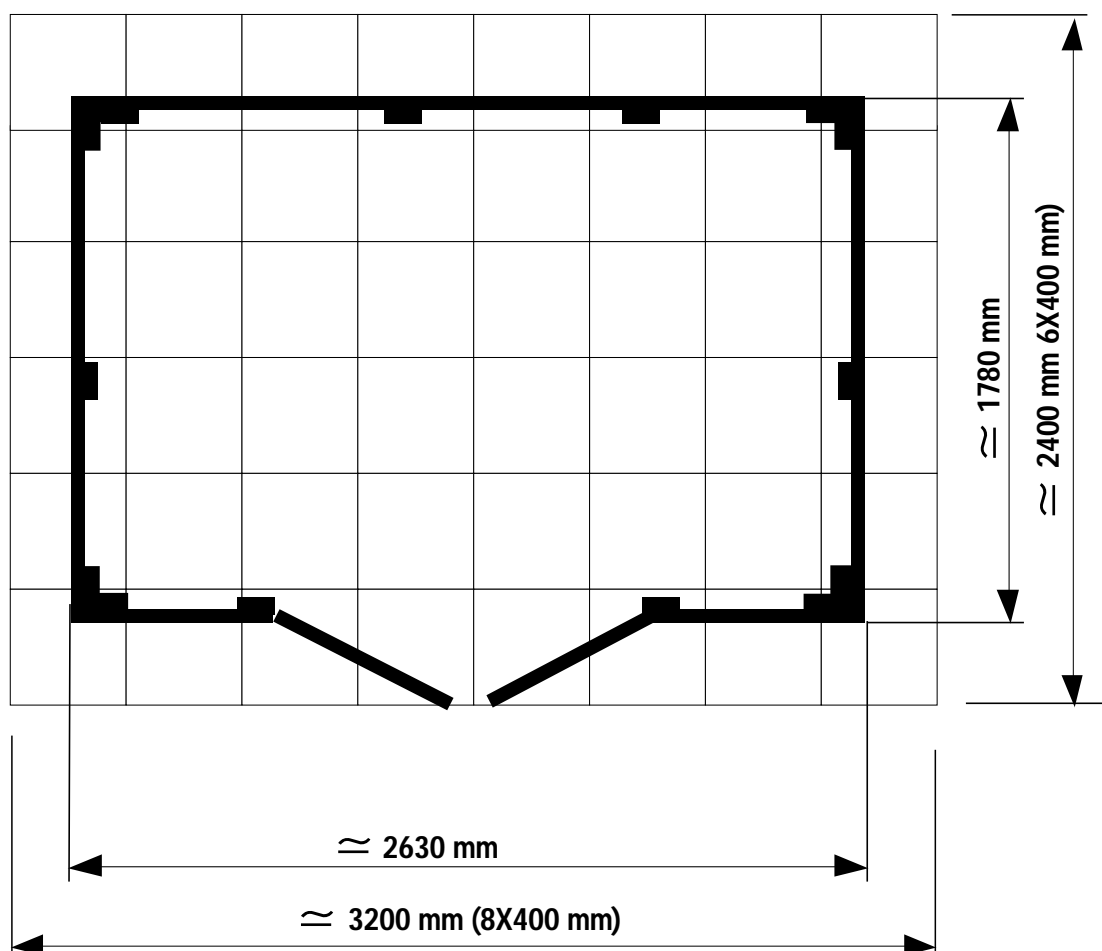
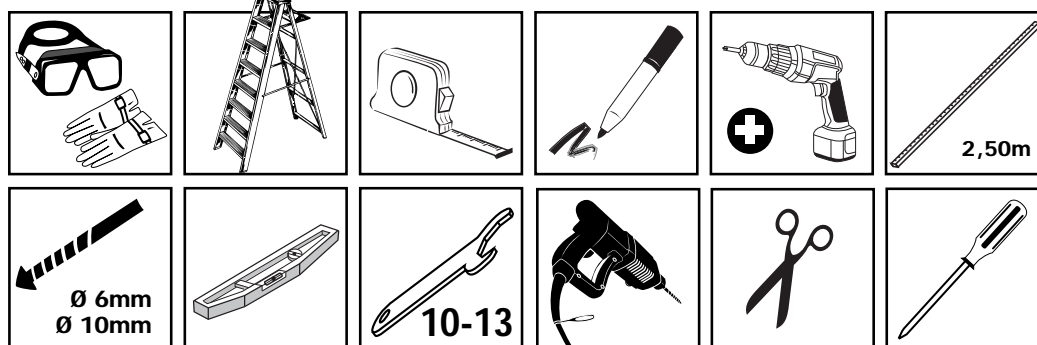
free call



NOTICE DE MONTAGE • ASSEMBLY INSTRUCTIONS • AUFBAUANLEITUNG
ISTRUZIONI PER IL MONTAGGIO • MANUAL DE MONTAJE • MONTAGE INSTRUCTIES
FOLHETO DE MONTAGEM

OUTILLAGE

TOOLS • WERKZEUG • ATTREZZI • HERRAMIENTAS • GEREEDSCHAP • FERRAMENTAS





Concernant le sol :

- Bien noter que l'on peut monter un abri Gx uniquement sur un sol parfaitement plan et jamais directement sur de la terre ou sur de la pelouse.
- Le sol peut être une surface cimentée ou pavée parfaitement plane sur laquelle on pourra fixer directement l'abri Gx.
- On peut utiliser des dalles gravillonnées pour monter un abri Gx : voir descriptif suivant pour préparer le sol.

Regarding the ground:

- Please note that you can only assemble a Gx shed on completely flat ground and never directly on the ground or on a lawn. Only erect on ground that is stable and packed down.
- The ground on which the Gx shed can be directly attached to may be a cemented or paved and completely flat surface.
- You can use paving stones to assemble a Gx shed: see the diagram below about preparing the ground.

Weitere Hinweise zum Beschaffenheit des Untergrundes:

- Um ein einwandfreies Ergebnis Ihrer Montage, insbesondere in Hinsicht auf die Ausbildung der Spaltmaße der Türen, zu erzielen, ist es zwingend erforderlich, dass der Untergrund absolut waagrecht und eben ist.
- Da das Gartenhaus / Gerätehaus am Boden zu verschrauben ist, benötigen Sie einen entsprechenden Untergrund. Wir empfehlen Ihnen, als Untergrund ein Fundament aus Beton oder eine ausreichend große Fläche mit Pflastersteinen, Betonplatten, o.ä. zu erstellen.

Terreno:

- Le Home Garden Gx possono essere costruite solo su terreni perfettamente piani e mai direttamente su terra o prato. Il terreno deve essere stabilizzato e calciato.
- La superficie può essere cementata o lastricata, deve essere perfettamente piana per fissarvi facilmente la casetta Gx.
- È possibile usare lastre di laterizi. Vedere descrizione per preparare il terreno.

En lo que se refiere al suelo:

- Tenga en cuenta que solamente se puede montar un cobertizo Gx en un suelo perfectamente plano y nunca directamente en la tierra o el césped. Suelo estabilizado y apisonado.
- El suelo puede ser una superficie cementada o pavimentada, perfectamente plana, en la cual, se podrá fijar directamente el cobertizo Gx.
- Se pueden utilizar lasos gravilladas para montar un cobertizo Gx: véase la siguiente descripción para preparar el suelo.

Voor de ondergrond :

- Let op : een Gx tuinhuis kan slechts op een perfect vlakke ondergrond worden gemonteerd. Plaats het nooit rechtstreeks op de aarde of het grasperk. Een gestabiliseerde en aangestampte ondergrond is vereist.
- De ondergrond kan een gecementeerd of geplaveid oppervlak zijn, als hij maar perfect vlak is en het Gx tuinhuis er op kan worden vastgezet.
- Ook grindtegels zijn geschikt voor het opzetten van een Gx tuinhuis: zie de volgende aanwijzingen ter voorbereiding van de ondergrond.

Para o chão :

- Lembre-se que só se pode montar um abrigo Gx num chão perfeitamente plano e nunca directamente na terra ou no relvado. Chão estabilizado e compacto.
- O chão pode ser uma superfície cimentada, ou com calçada perfeitamente plana sobre a qual se pode fixar directamente o abrigo Gx.
- Podem-se utilizar lajes encascalhadas para montar um abrigo Gx : ver o descritivo seguinte para preparar o solo.

- Préparation du sol pour dalles gravillonnées :
- Enlever herbe, racines, pierres
- Ratisser et aplanir

- Preparation of the ground for paving stones:
- Remove grass, roots and stones
- Rake and level it

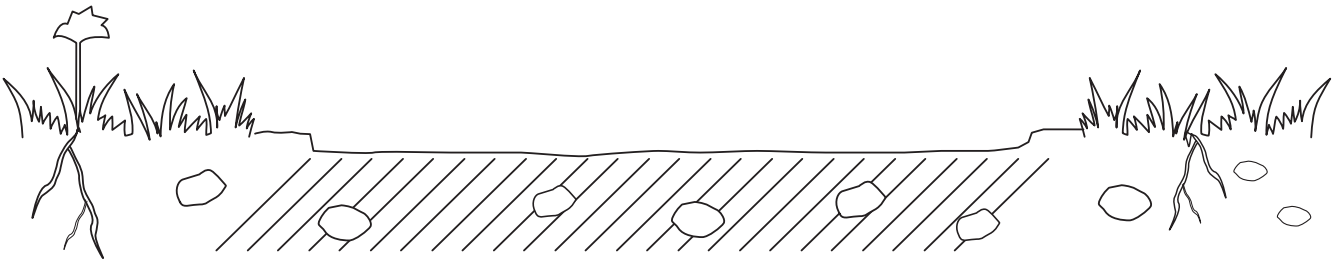
- Zur Erstellung einer mit Steinplatten gepflasterten Fläche empfehlen wir im Wesentlichen in folgenden Schritten vorzugehen:
- Entfernen von Gras, Wurzeln und Steinen
- ausheben des Untergrundes

- Preparare il terreno per le lastre di laterizi:
- togliere erba, radici, pietre
- Rastrellare e spianare

- Preparación del suelo para losas gravilladas:
- Retirar la hierba, raíces y piedras
- Rastrillar y nivelar

- Voorbereiding van de ondergrond voor grindtegels :
- Verwijder gras, wortels en stenen
- Harken en effenen

- Preparação do solo para lajes encascalhadas:
- Remover as ervas, raízes, pedras
- Limpar com ancinho e aplanar



- Tasser le sol

- Pack down the ground

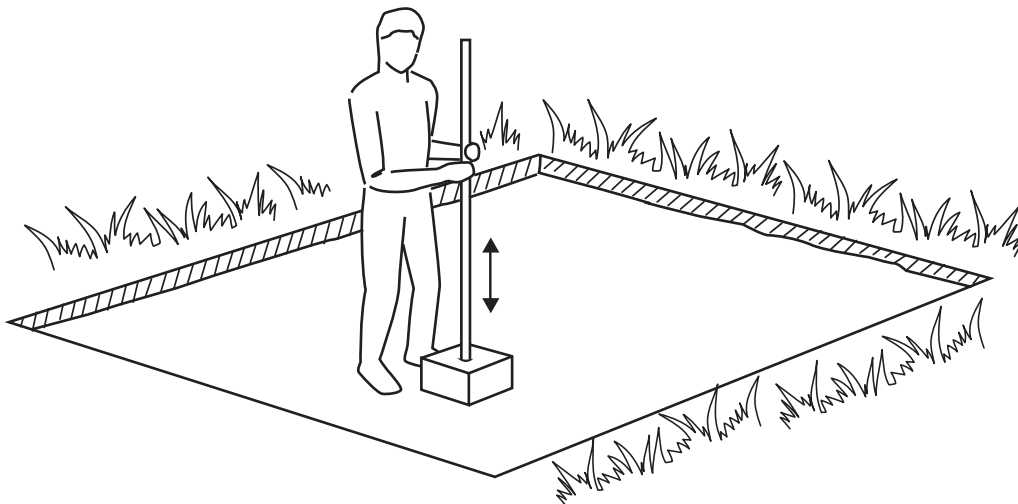
- einbringen und Verteilen von Sand

- Pressare il suolo

- Apisonar el suelo

- De grond aandrukken

- Comprimir o chão



F

- Mettre du sable
- Egaliser
- Tasser et mettre de niveau

GB

- Put down the sand
- Level it
- Pack it down and level it

D

- lot-, flucht- und waagerechtes Einbringen der Pflastersteine / Platten

I

- Mettere la sabbia
- Rendere piano
- Pressare e livellare

SP

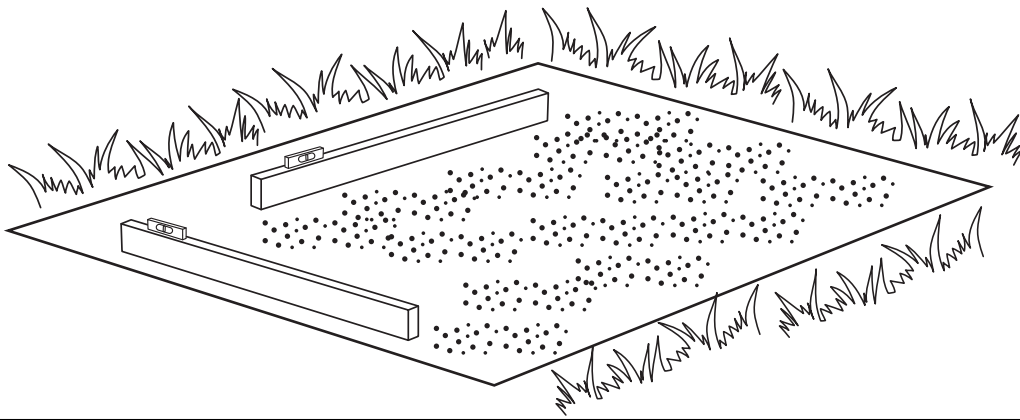
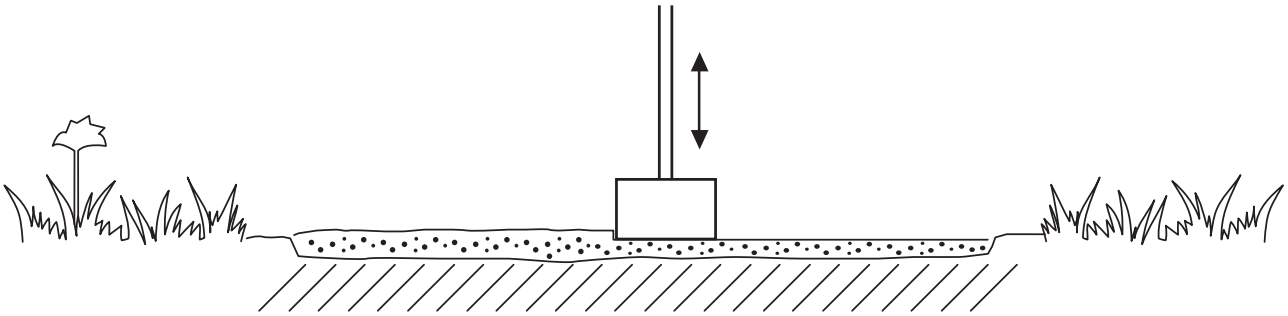
- Poner arena
- Igualar
- Apisonar y nivelar

NL

- Zand aanbrenen
- Egaliseren
- Aandrukken en nivelleren

P

- Pôr areia
- Nivelar
- Comprimir e voltar a nivelar



- Poser les dalles et tasser
- Mettre de niveau

- Lay the paving stones and pack them down

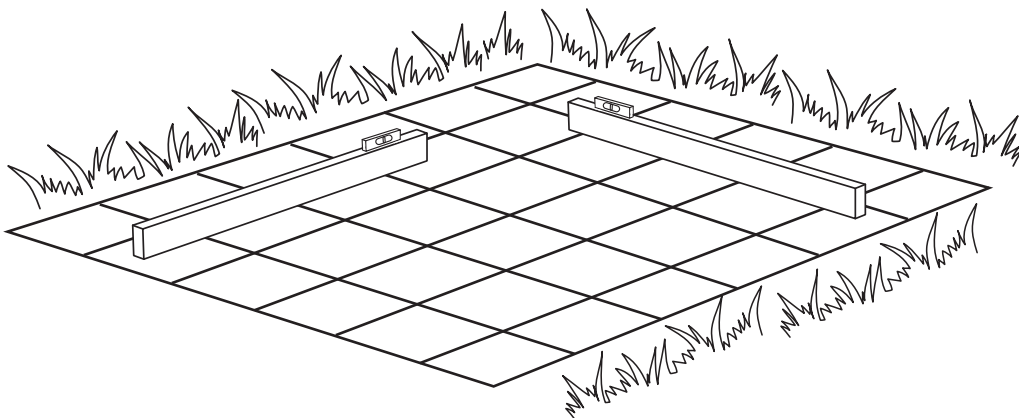
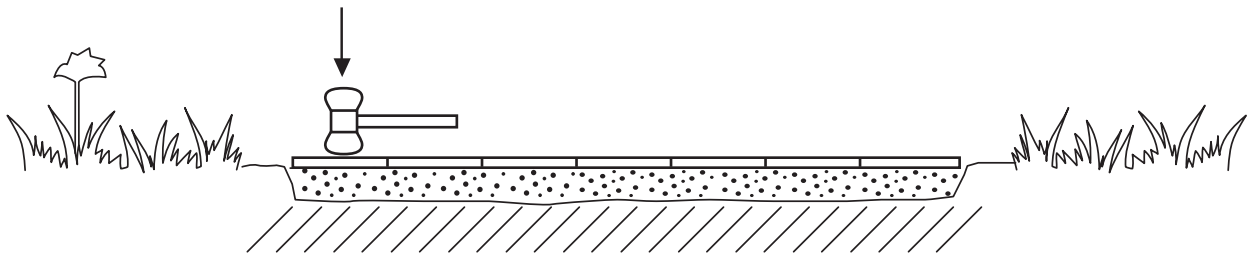
Wenden Sie sich, wenn Sie Hilfe bei der Erstellung des Untergrundes benötigen, gegebenenfalls an einen Garten- und Landschaftsbauer

- Posare le lastre e pressare
- Livellare

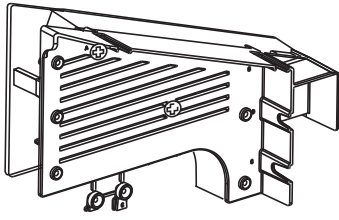
- Colocar las losas y apisonar
- Nivelar

- De tegels plaatsen en aandrukken
- Nivelleren

- Colocar as lajes e comprimir
- Nivelar



NOMENCLATURE

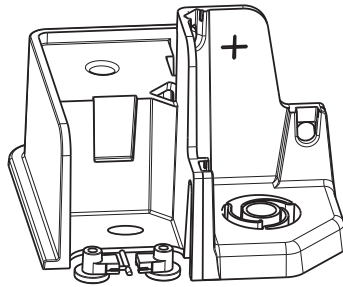


M1A1

x2

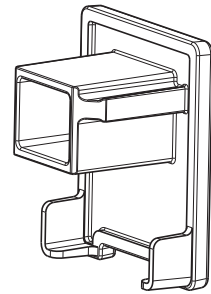
M1A2

x2



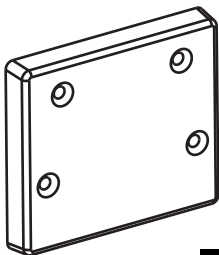
M02A

x4



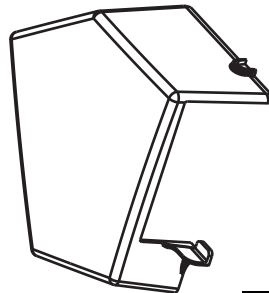
M02B

x2



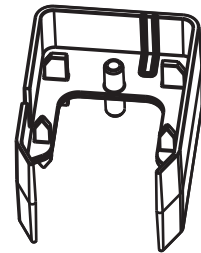
M03

x12




M5A

x2



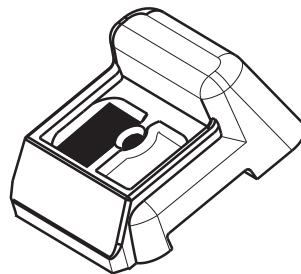
M5B

x2



M5C

x1




M5D

x1



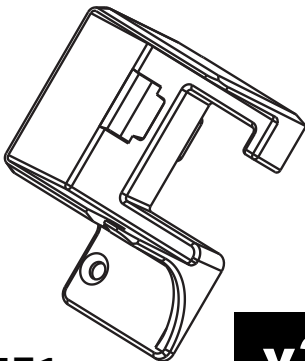
M5E1

x2



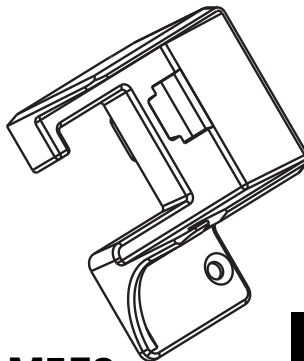
M5E2

x2



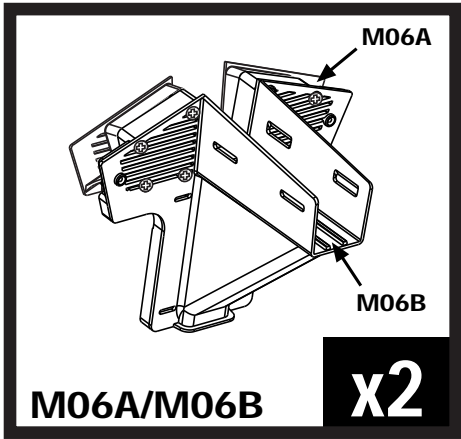
M5F1

x2



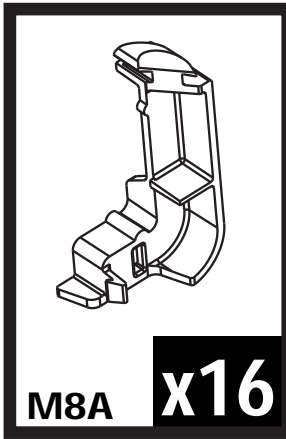
M5F2

x2



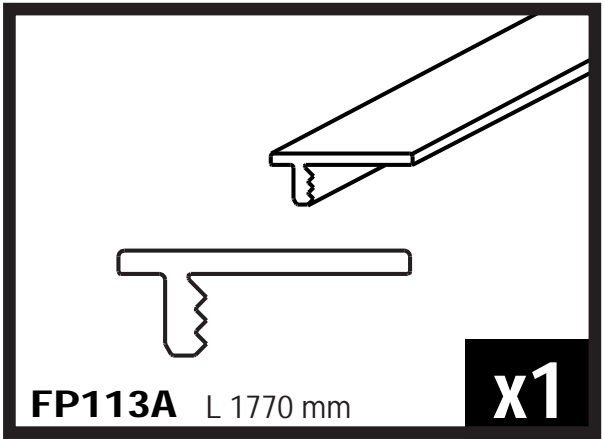
M06A/M06B

x2



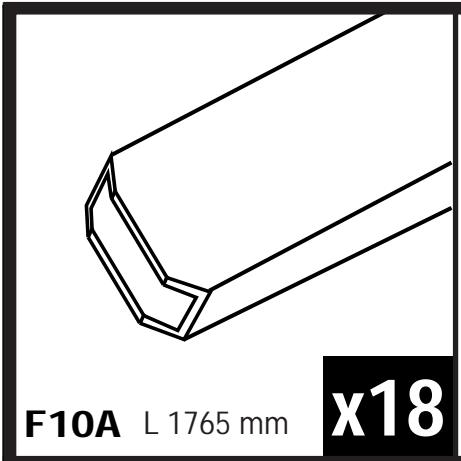
M8A

x16



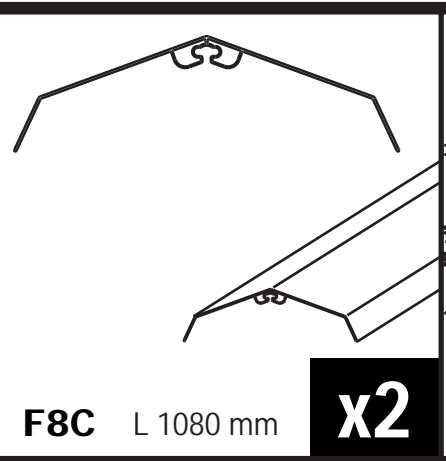
FP113A L 1770 mm

x1



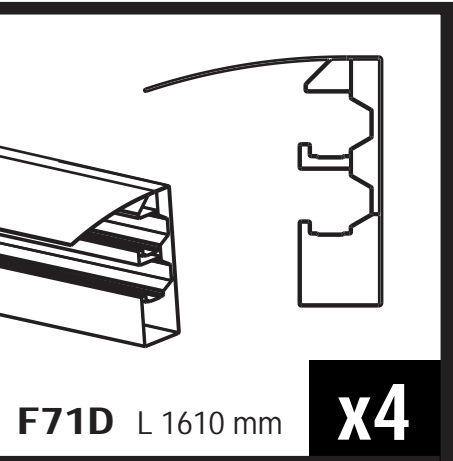
F10A L 1765 mm

x18



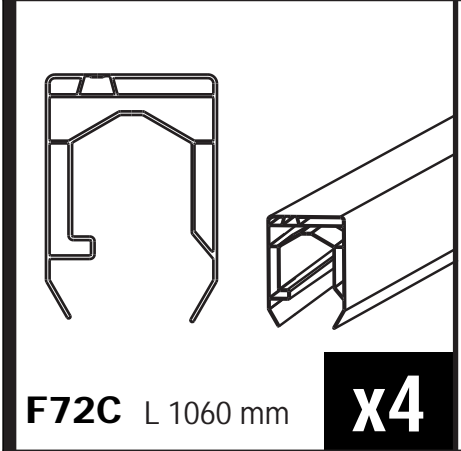
F8C L 1080 mm

x2



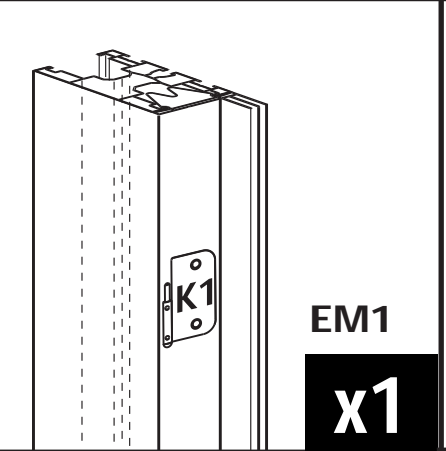
F71D L 1610 mm

x4



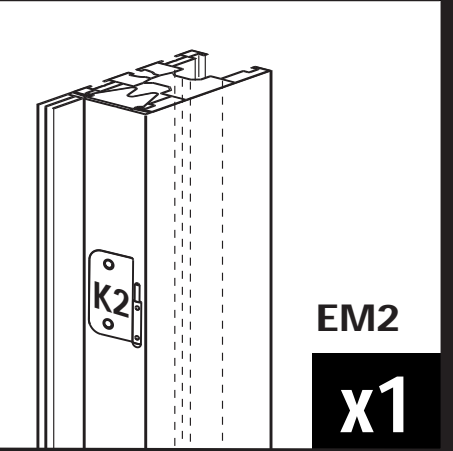
F72C L 1060 mm

x4



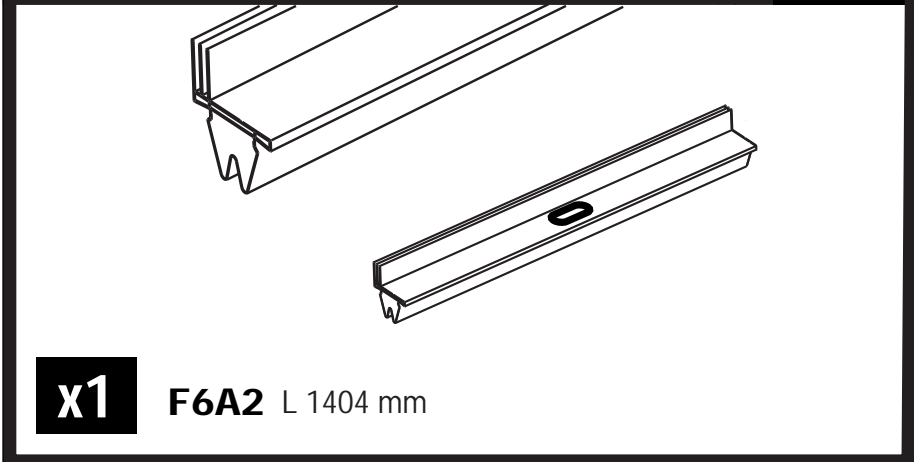
EM1

x1



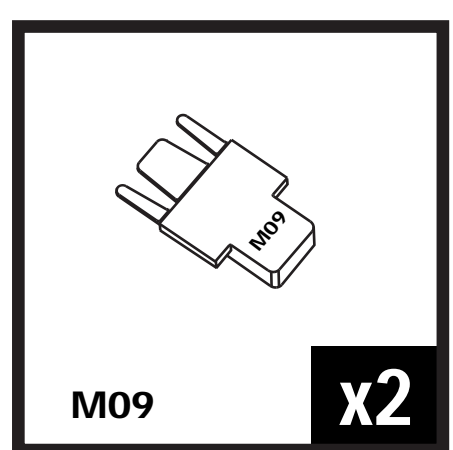
EM2

x1



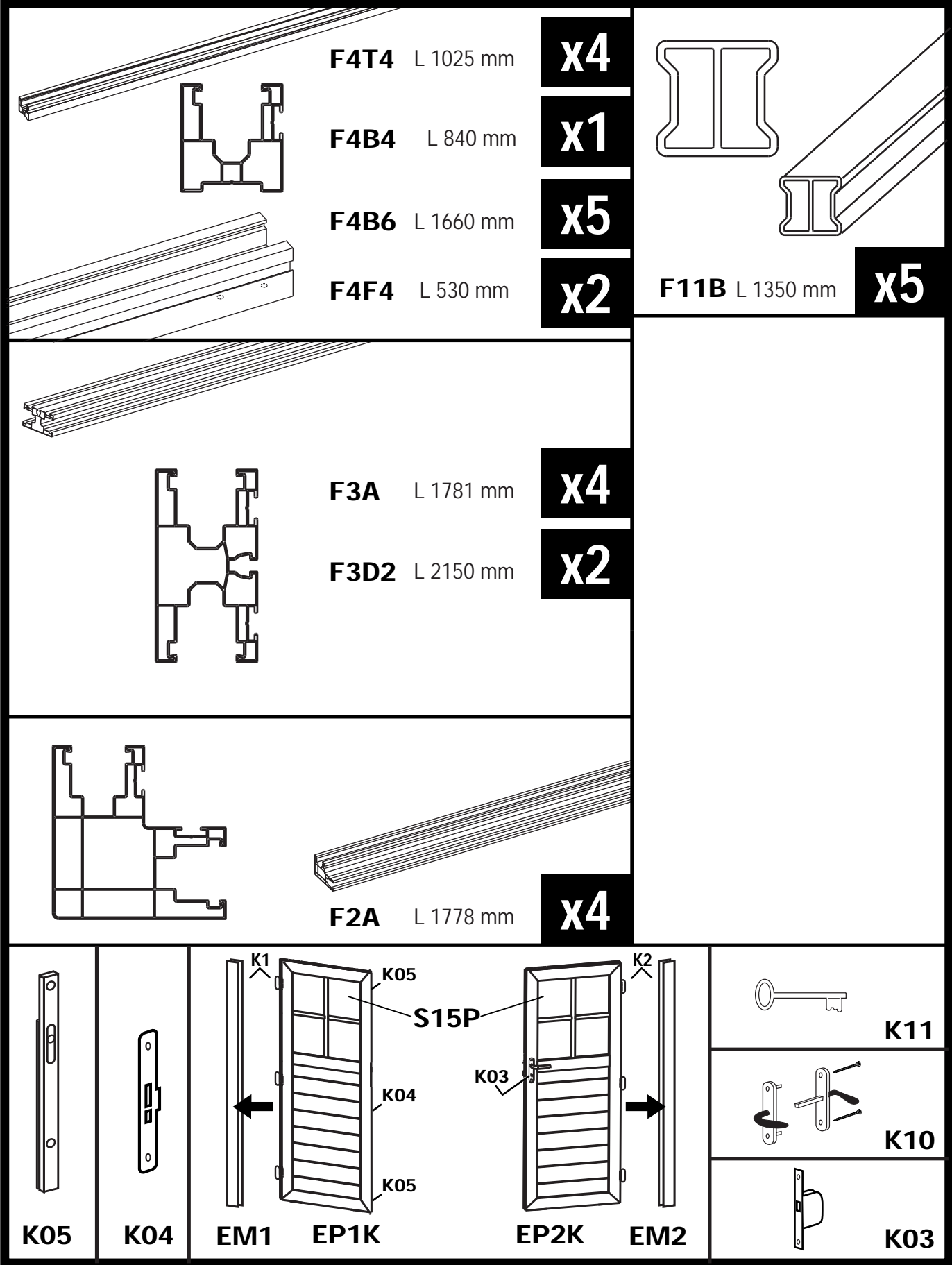
x1

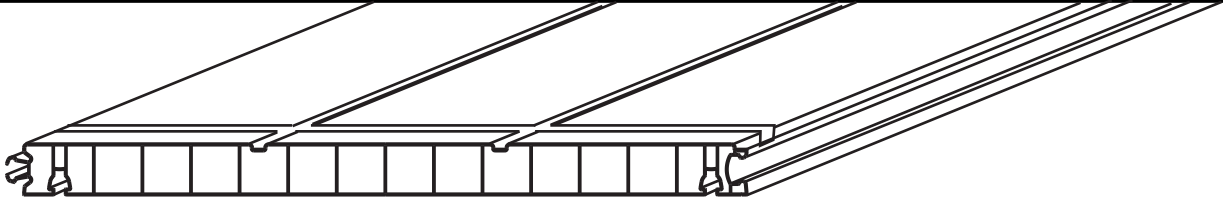
F6A2 L 1404 mm



M09

x2





F1H1 L 810 mm

x35

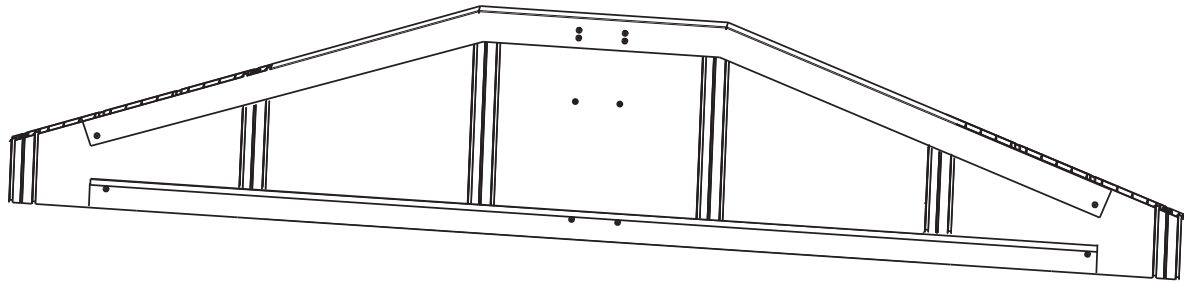
F1H2 L 466 mm

x10



F1T4 L 1650 mm

x12



ET4

x2



T4-2

x2

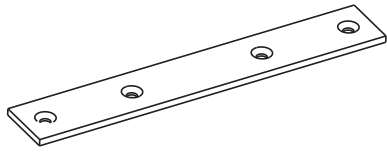


T4-1

x2

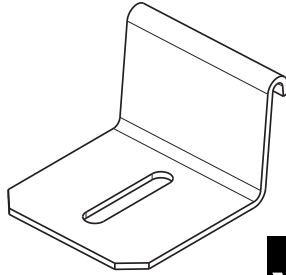
SHC

SHA



A02

x1



A03

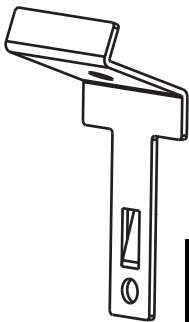
x14



A15

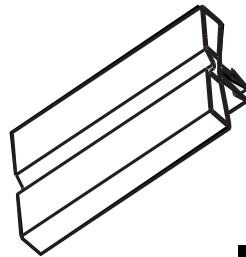
x8

SHB



A22

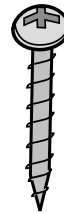
x6



F18A

L 40 mm

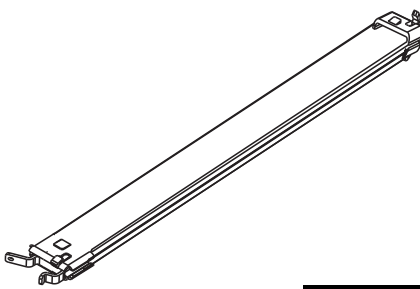
x6



V27

Ø5 x 30mm

x12



A12D L 1304 mm

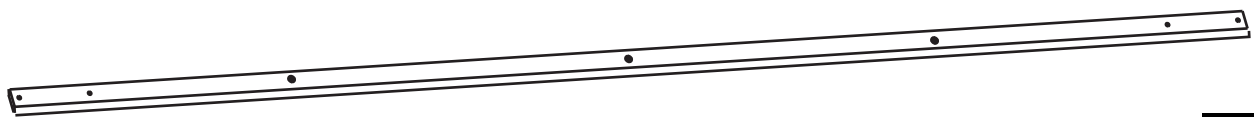
x4



A14

L 1050 mm

x4

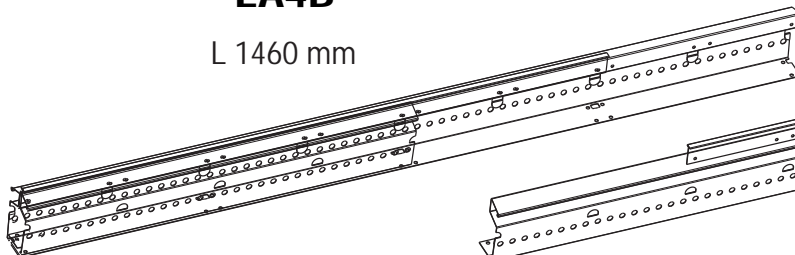


A01B L 1750 mm

x1

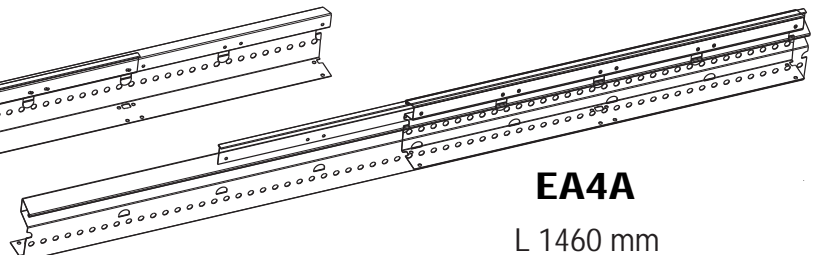
EA4B

L 1460 mm

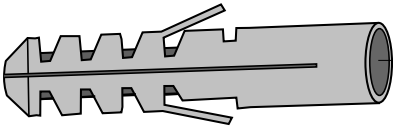


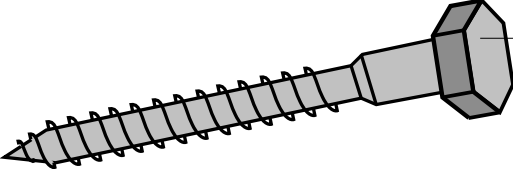
EA4A

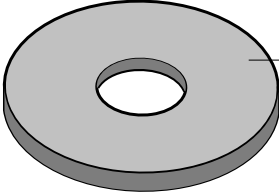
L 1460 mm

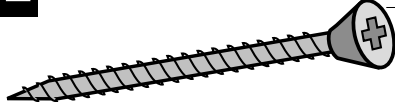


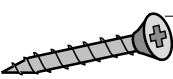
VISSERIE

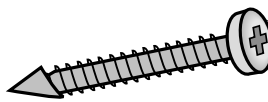
SH01  **V04**
Ø10mm **x4**

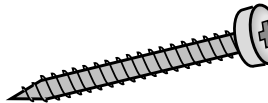
 **V08**
Ø8 x 50mm **x4**


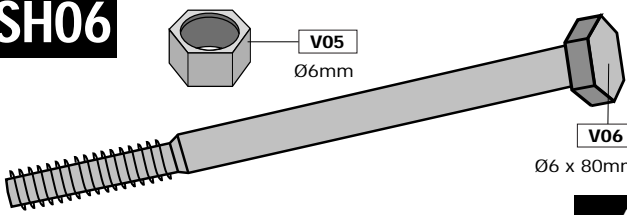
 **V23**
Ø36mm **x4**

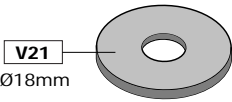
SH02  **V11**
Ø4 x 45mm **x92**


SH03  **V13**
Ø4,2 x 25mm **x58**

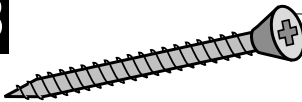
SH04  **V01**
Ø4 x 32mm **x8**

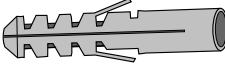
SH05  **V16**
Ø4,2 x 35mm **x18**


SH06  **V05**
Ø6mm  **V06**
Ø6 x 80mm **x4**

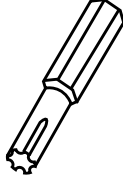
 **V21**
Ø18mm **x8**

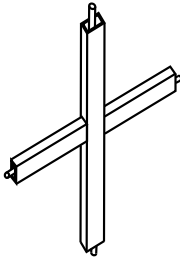
SH07  **V22**
Ø14mm **x46**

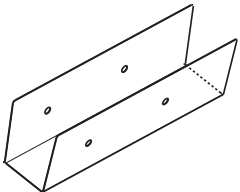
SH08  **V20**
Ø4 x 40mm **x15**

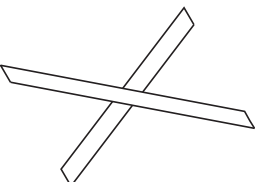
SH09  **V03**
Ø6mm **x17**

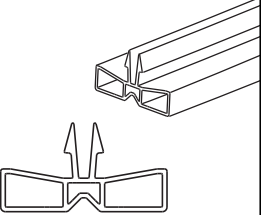
SH10  **V07**
Ø4 x 8mm **x6**


 **x1**

PBYN1 

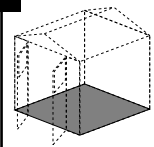
YP02 

PBYN3 

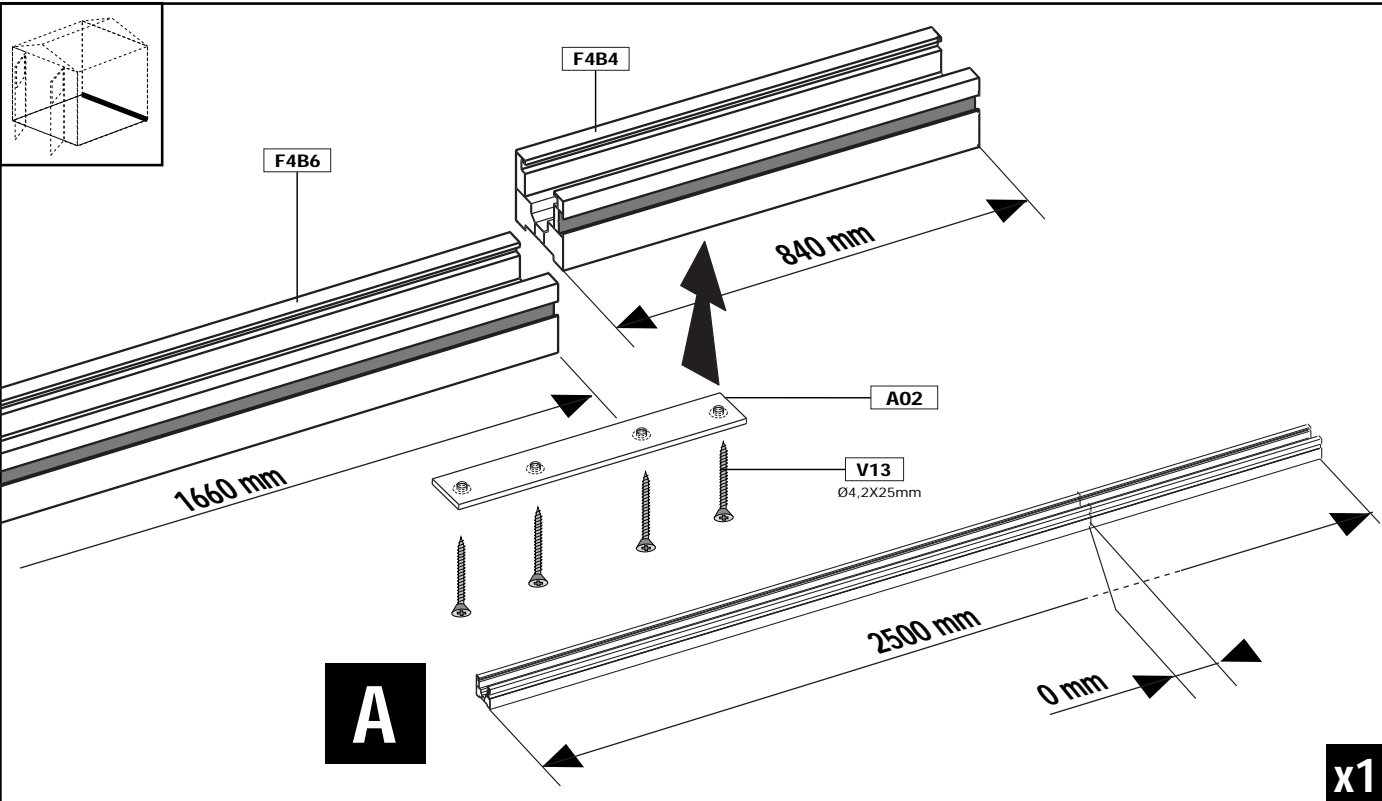
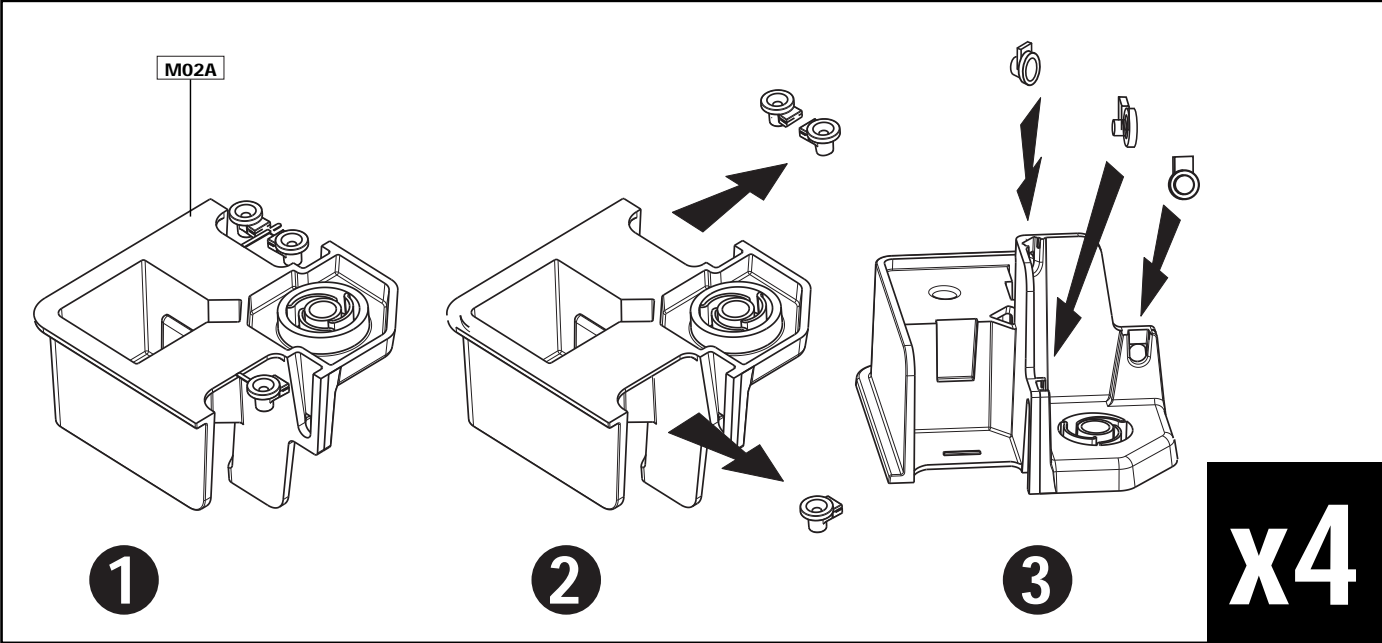


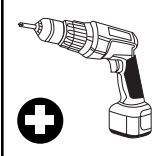
PBYN5 

YM09  **x2**

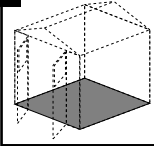
1.1



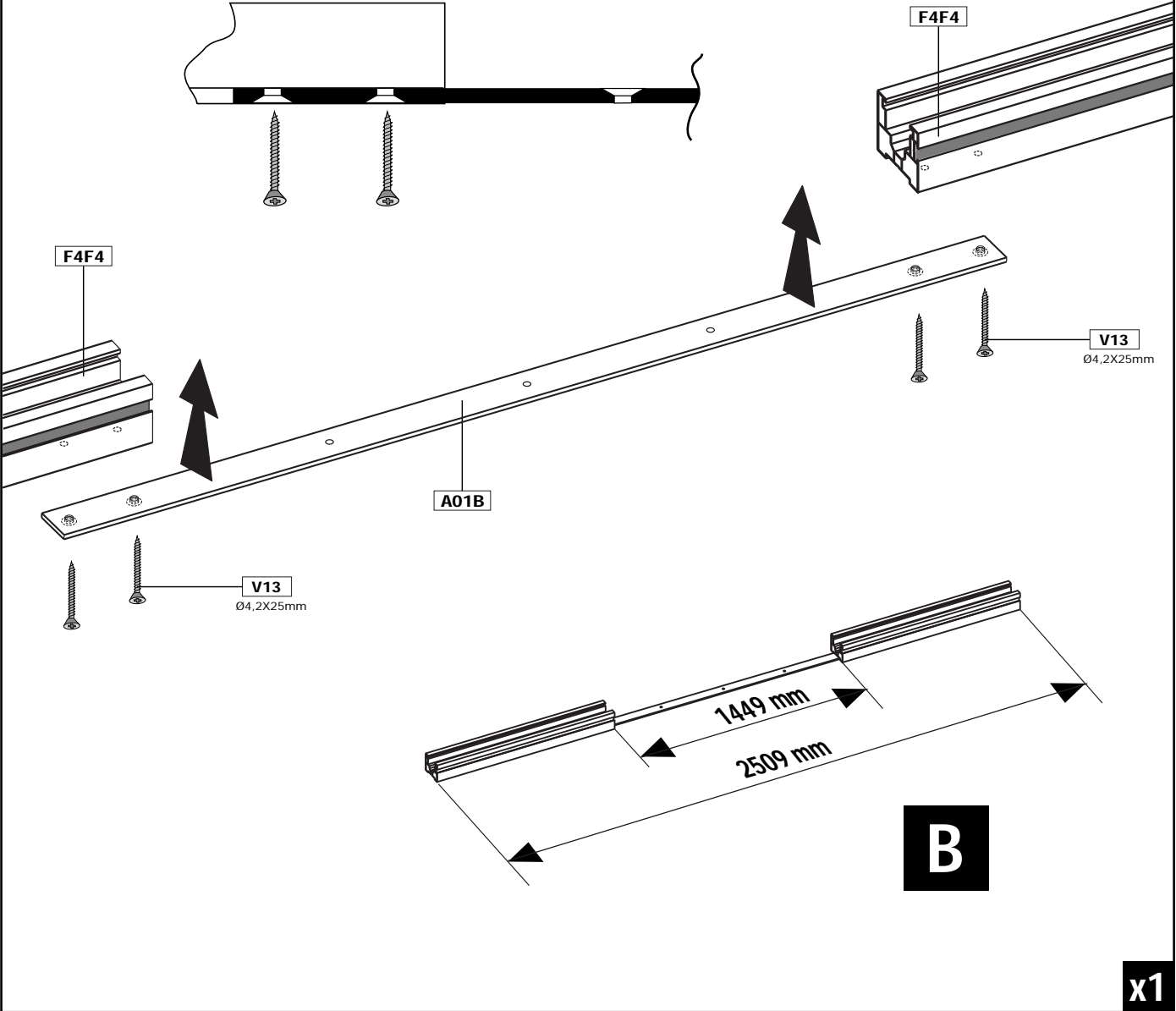
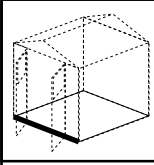
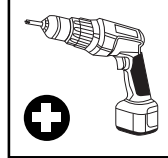
M02A (x4)
F4B6 (x1)
F4B4 (x1)
V13- SH03 (x4)
A02- SHA (x1)



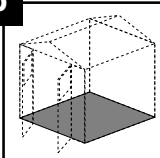
1.2



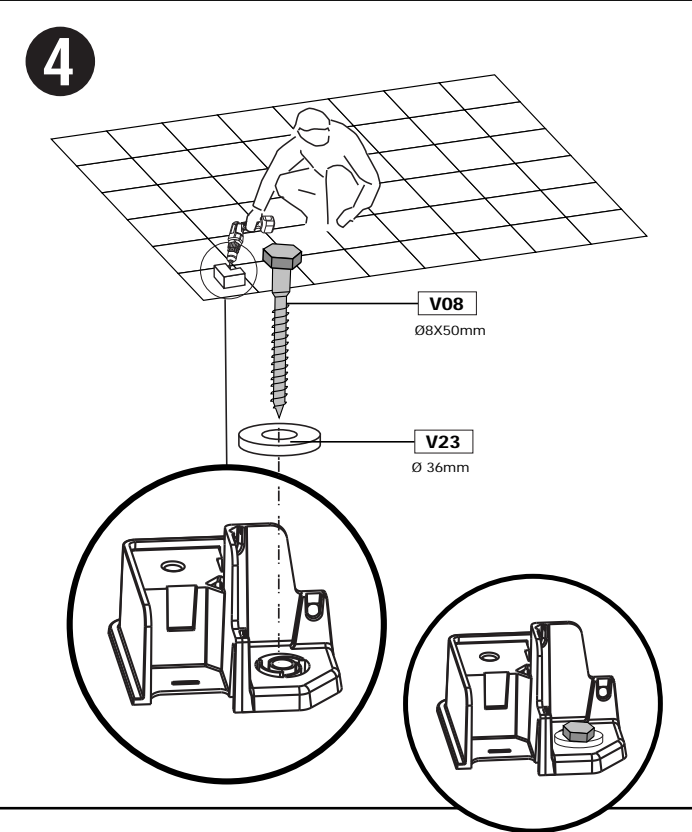
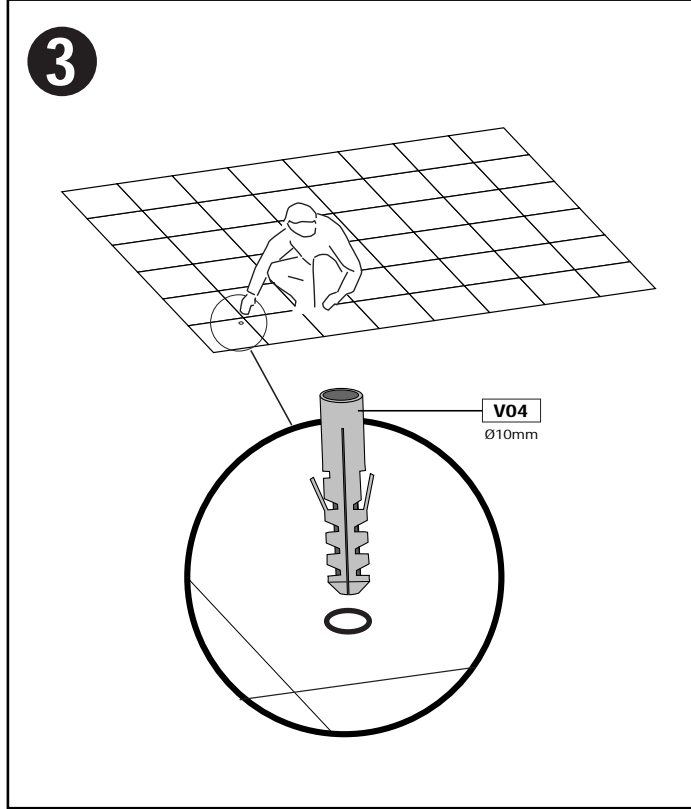
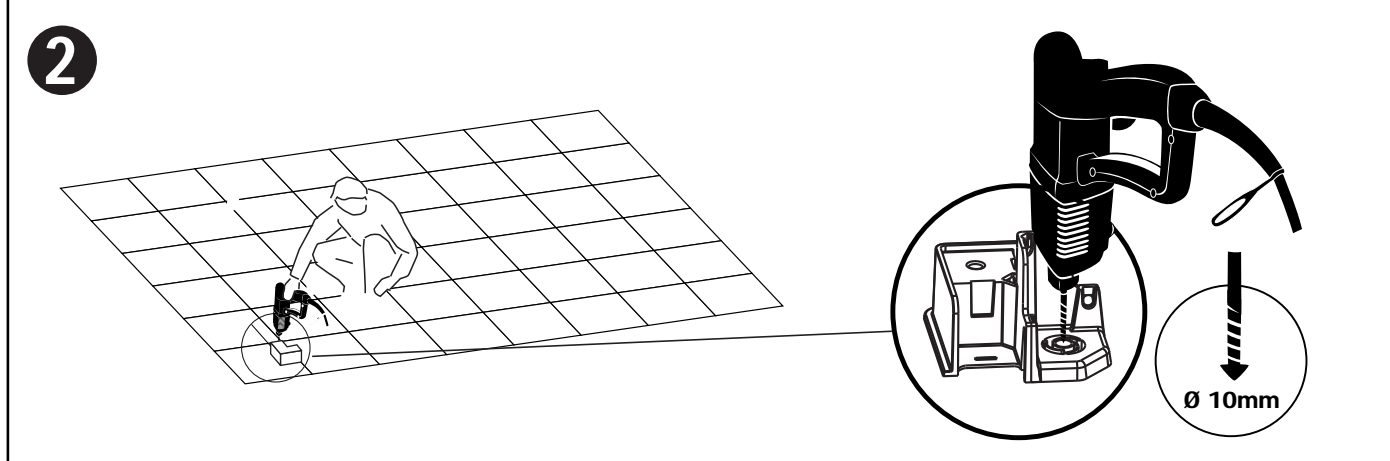
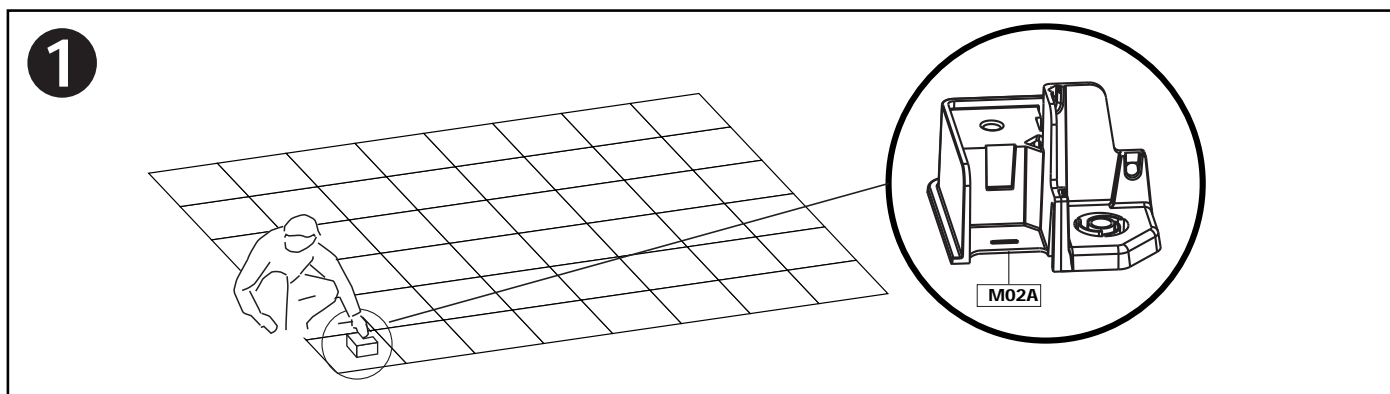
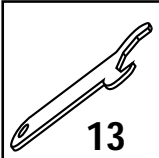
F4F4 (x2)
A01B (x1)
V13- SH03 (x4)



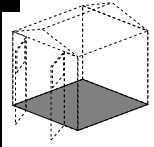
1.3



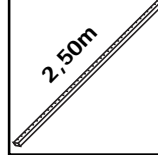
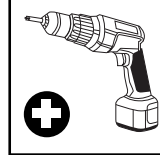
- M02A (x1)
- V04- SH01 (x1)
- V08- SH01 (x1)
- V23- SH01 (x1)



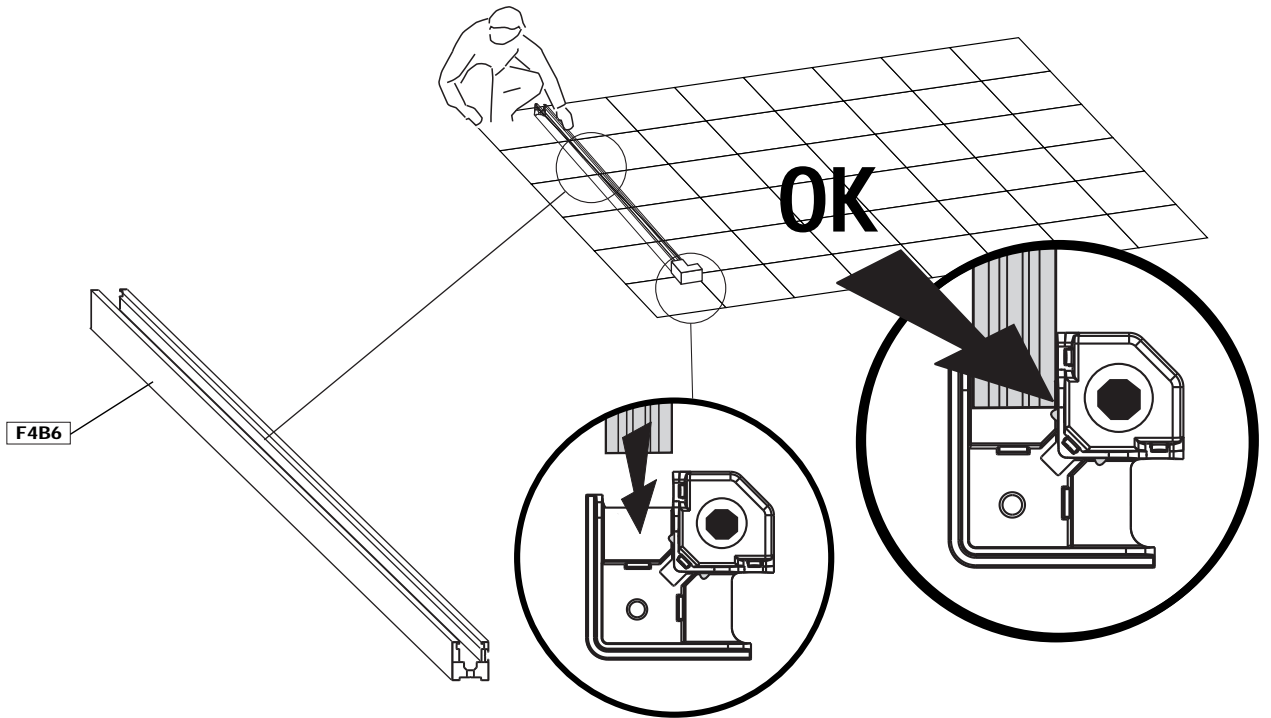
1.4



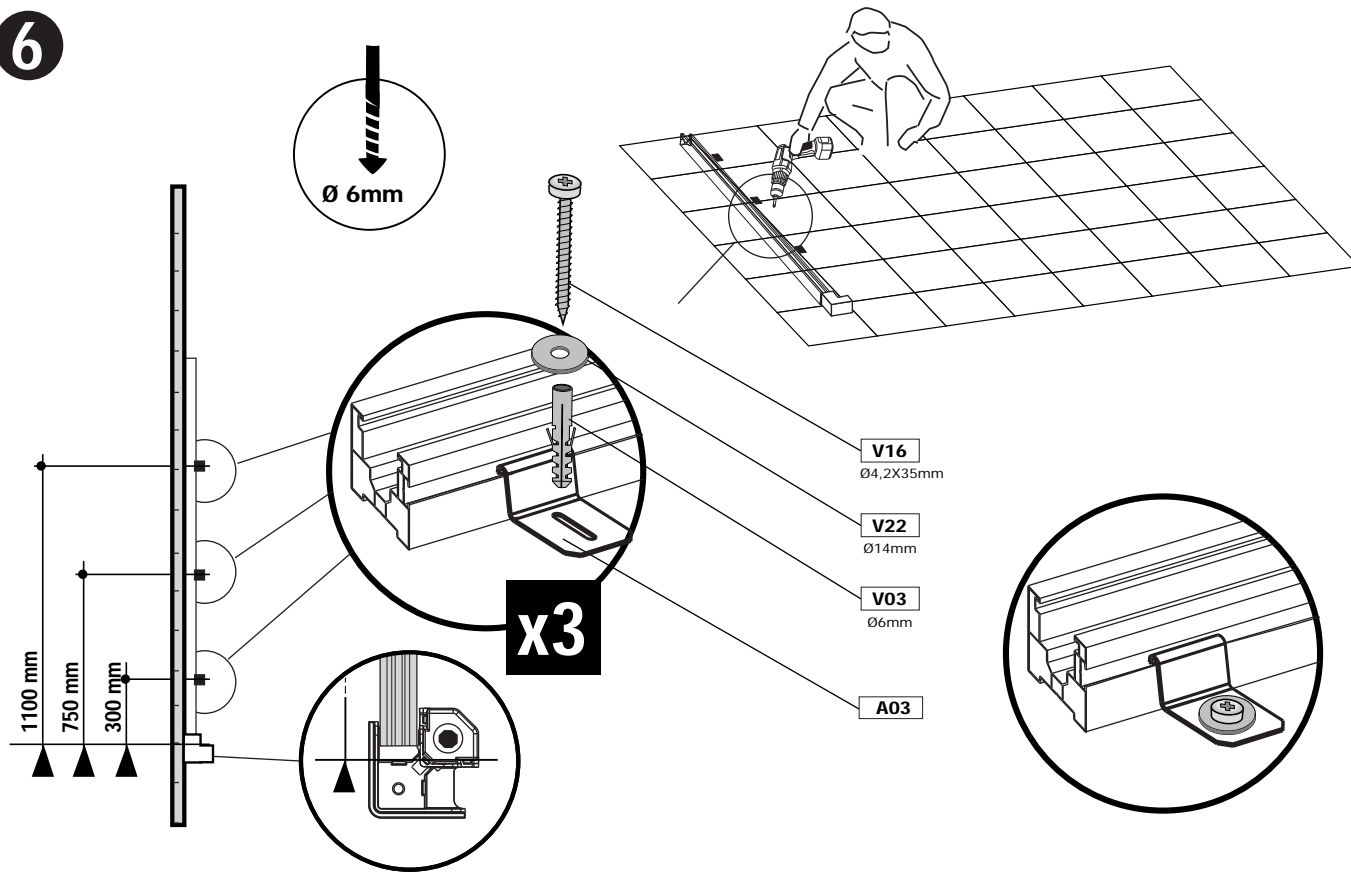
- F4B6 (x1)
- A03- SHA (x3)
- V03- SH09 (x3)
- V16- SH05 (x3)
- V22- SH07 (x3)



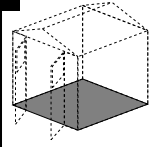
5



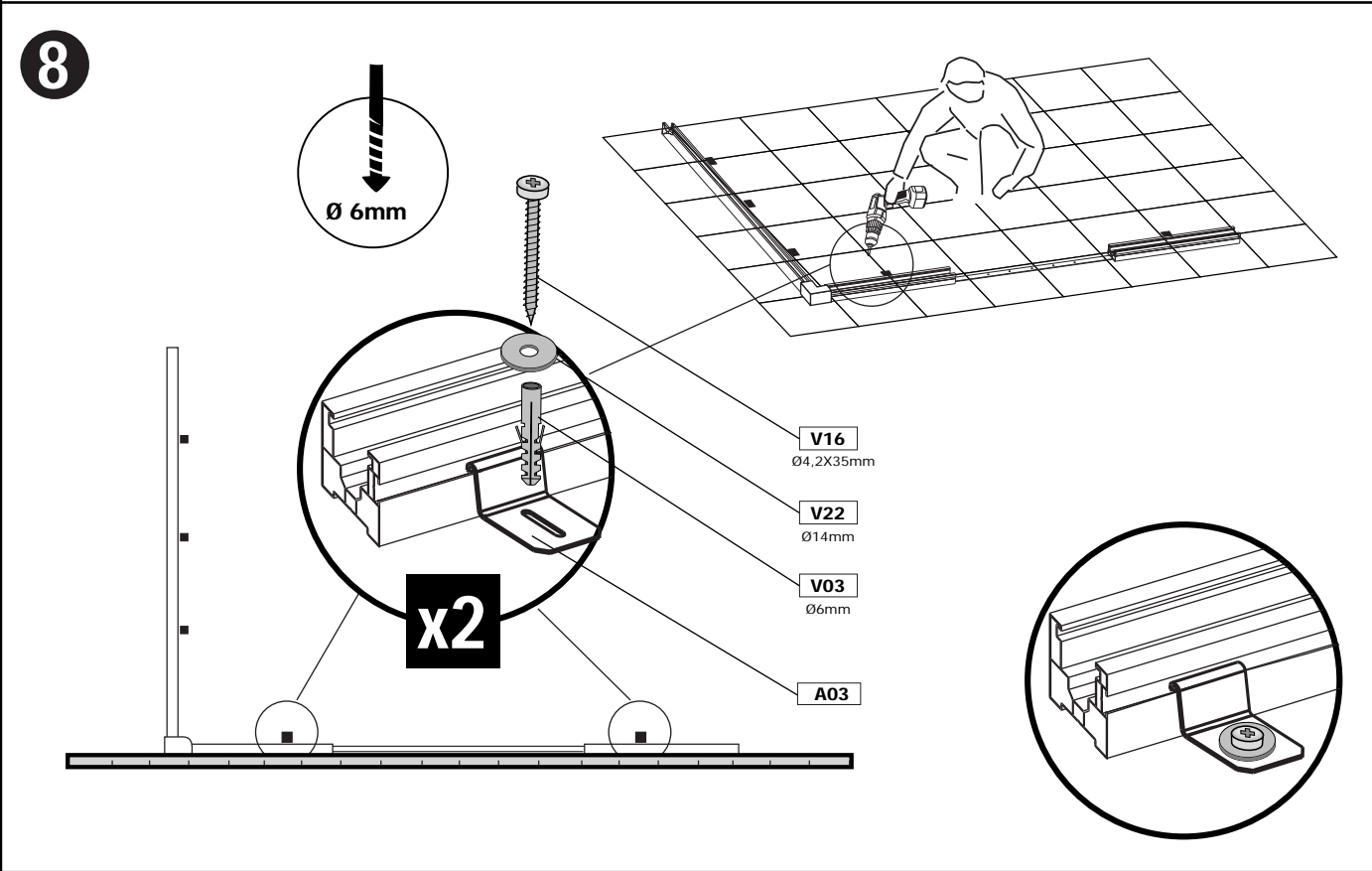
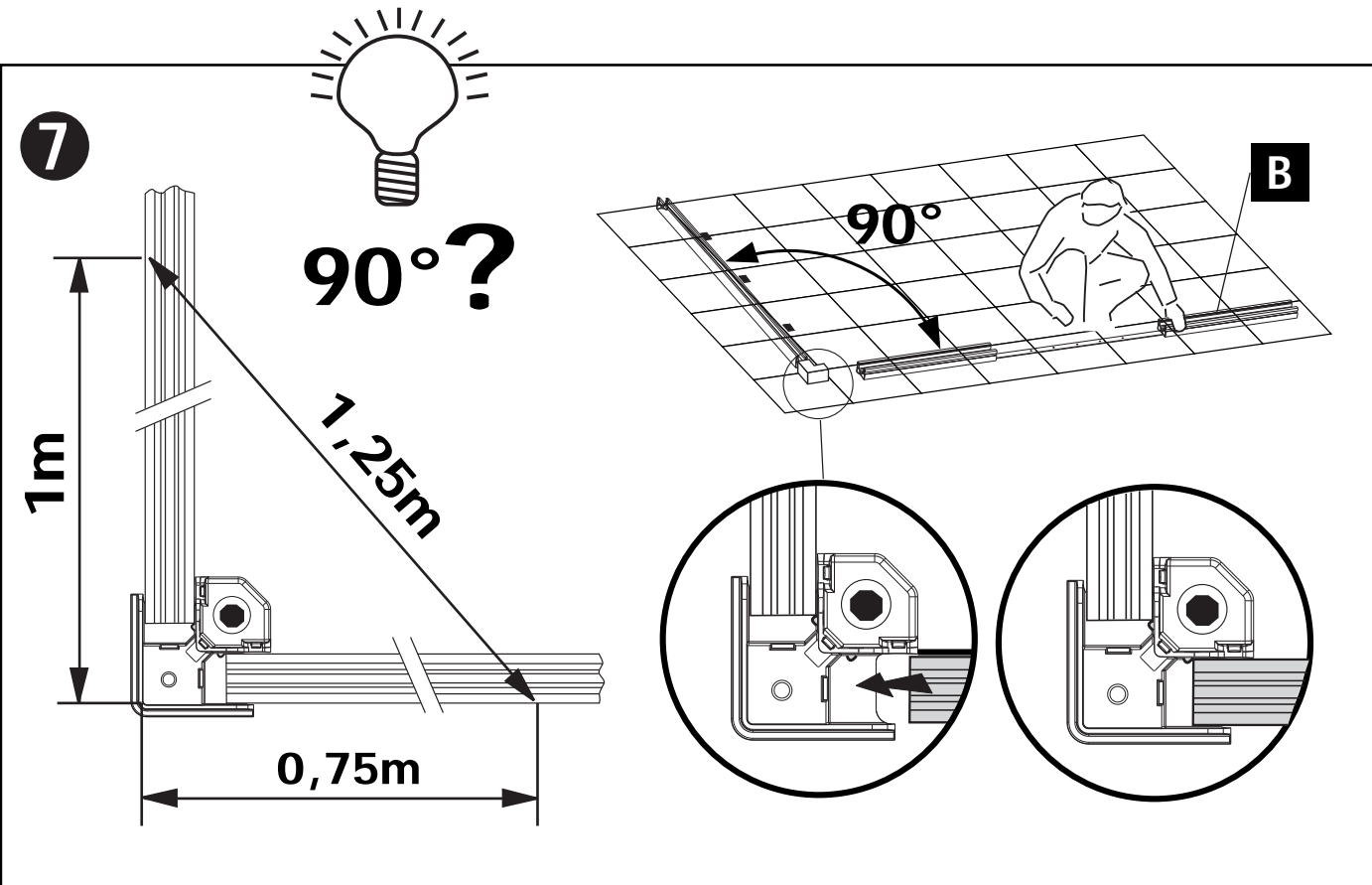
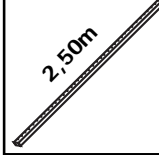
6



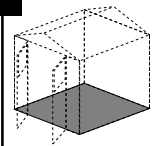
1.5



- B (x1)
- A03- SHA (x2)
- V03- SH09 (x2)
- V16- SH05 (x2)
- V22- SH07 (x2)



1.6




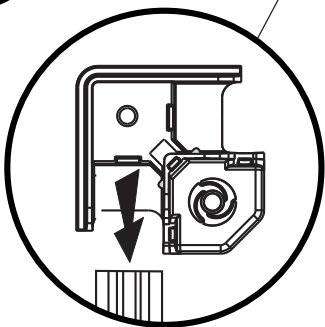
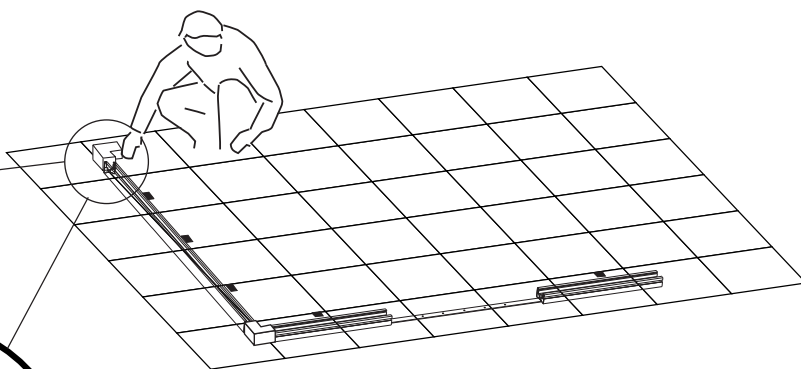
M02A (x1)
A (x1)



9

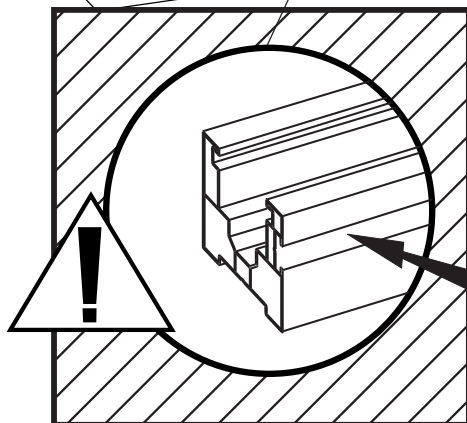
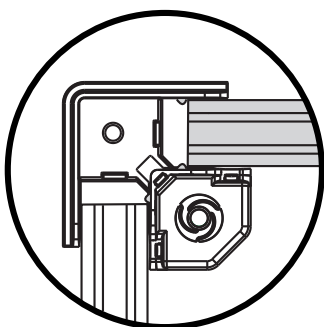
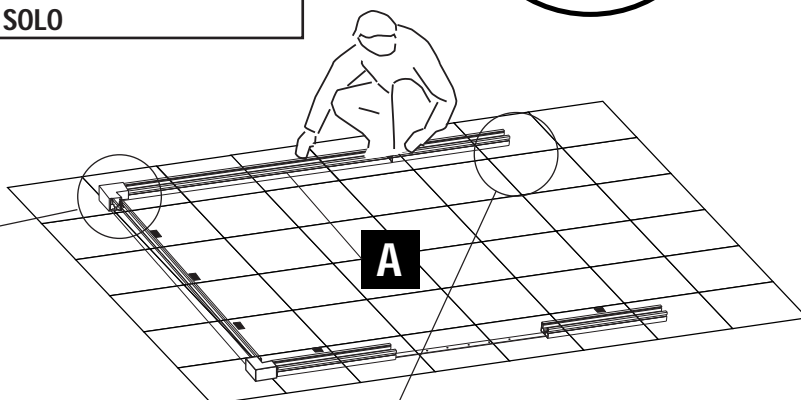
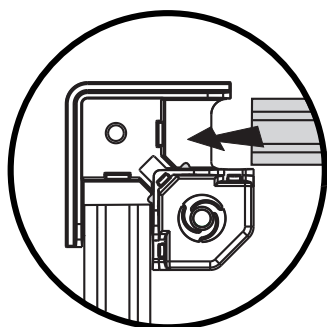


M02A



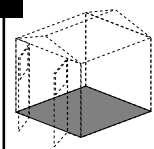
NE PAS FIXER AU SOL • DO NOT SECURE IT
NICHT AM BODEN BEVESTIGEN • NO FIJAR AL SUELO
NON FISSARE AL SUOLO • NIET BEVESTIGEN AAN DE BODEM
NÃO FIXAR AO SOLO

10



Intérieur
Inside

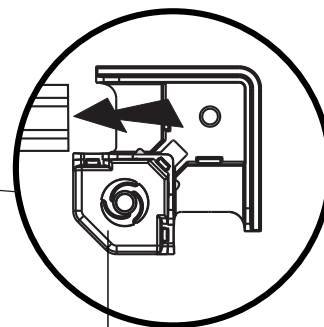
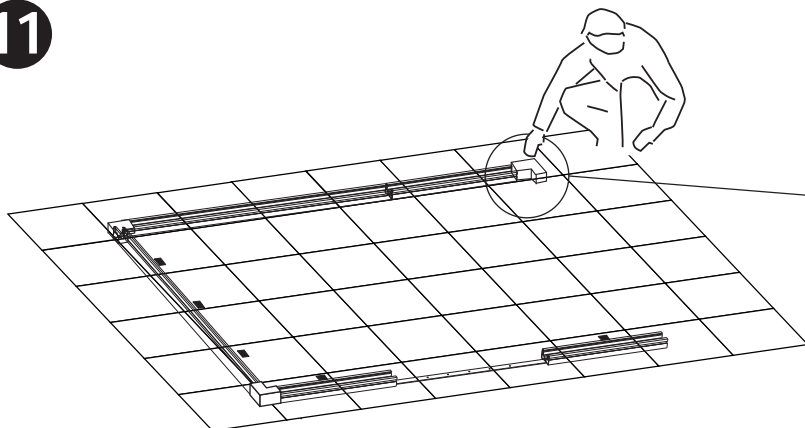
1.7



M02A(x2)
F4B6(x1)




11

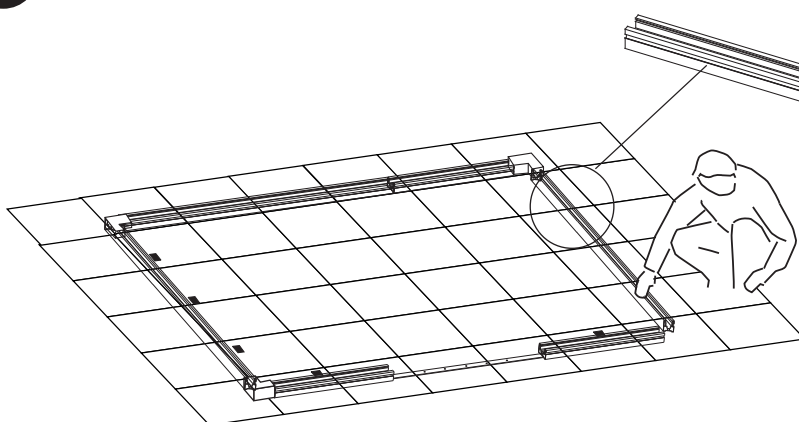


M02A

NE PAS FIXER AU SOL • DO NOT SECURE IT
NICHT AM BODEN BEFESTIGEN • NO FIJAR AL SUELO
NON FISSARE AL SUOLO • NIET BEVESTIGEN AAN DE BODEM
NÃO FIXAR AO SOLO

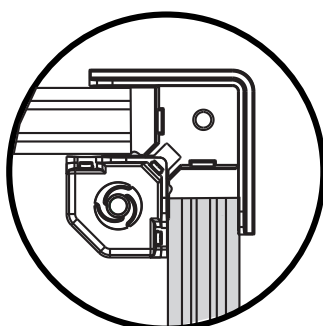
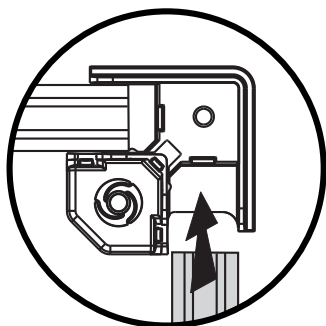
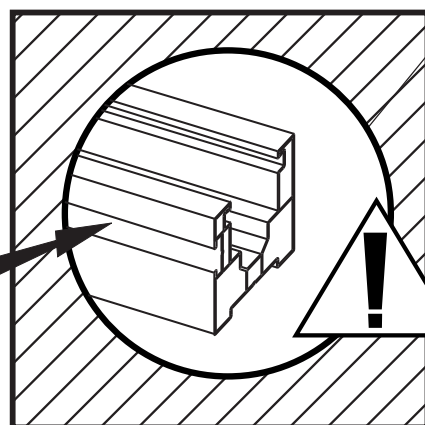


12

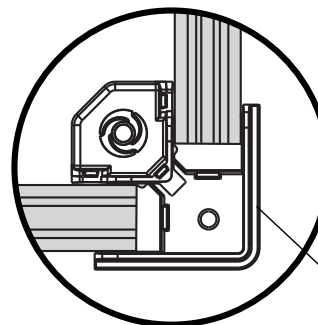


F4B6

Intérieur
Inside

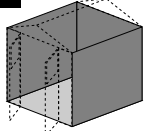


13

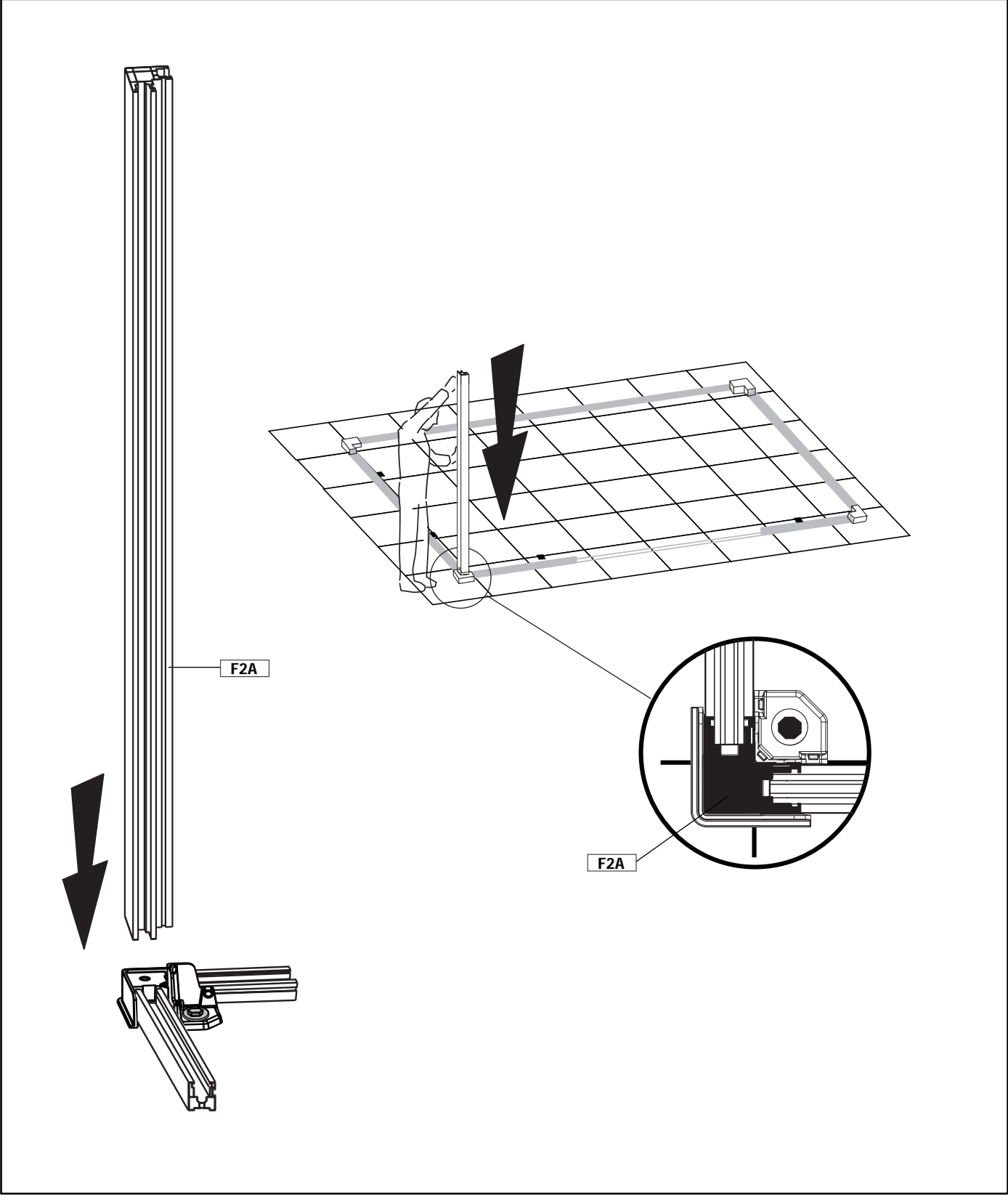





M02A

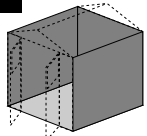
2.1



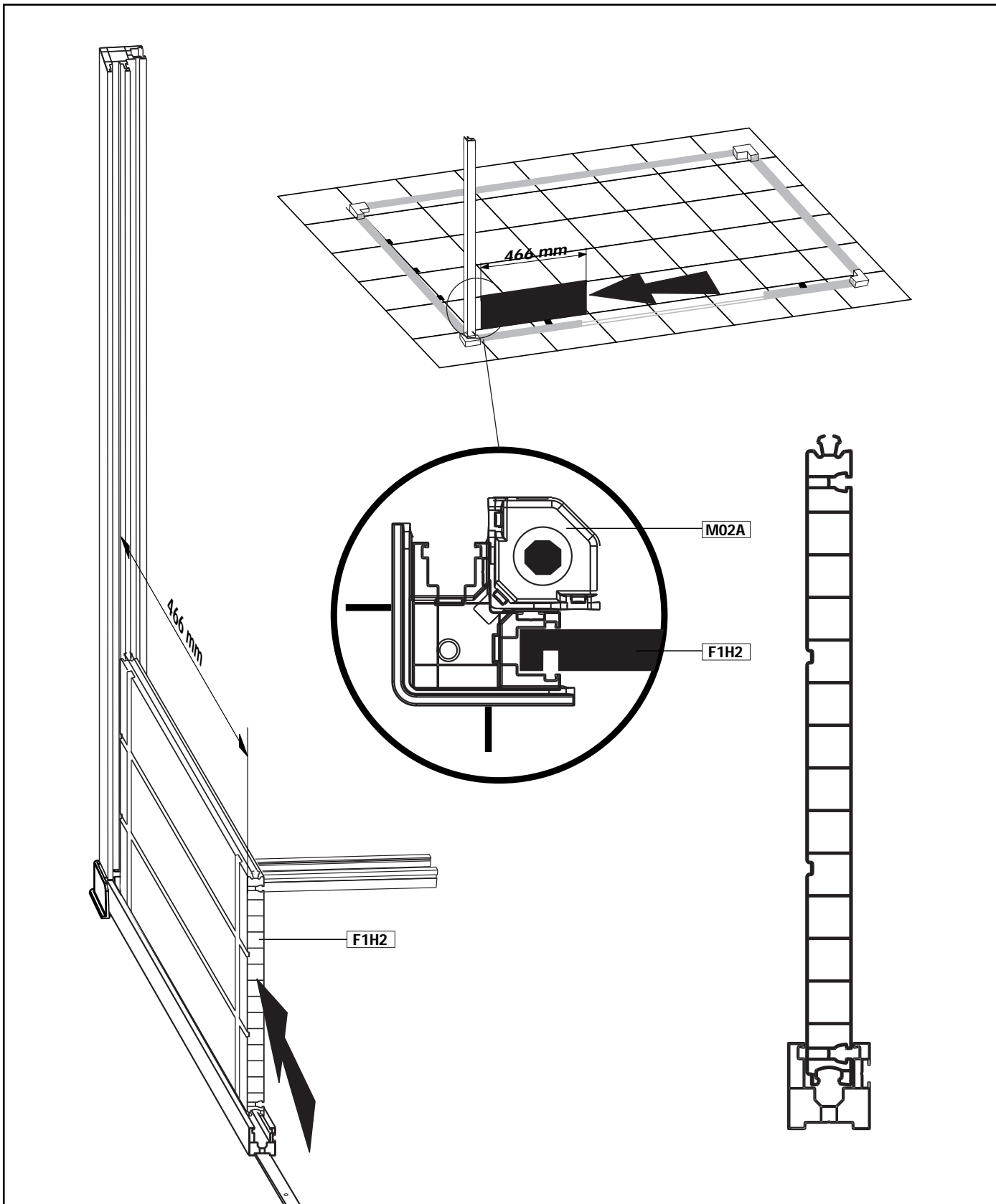


F2A (x1)



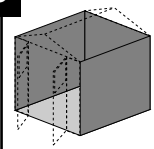
2.2



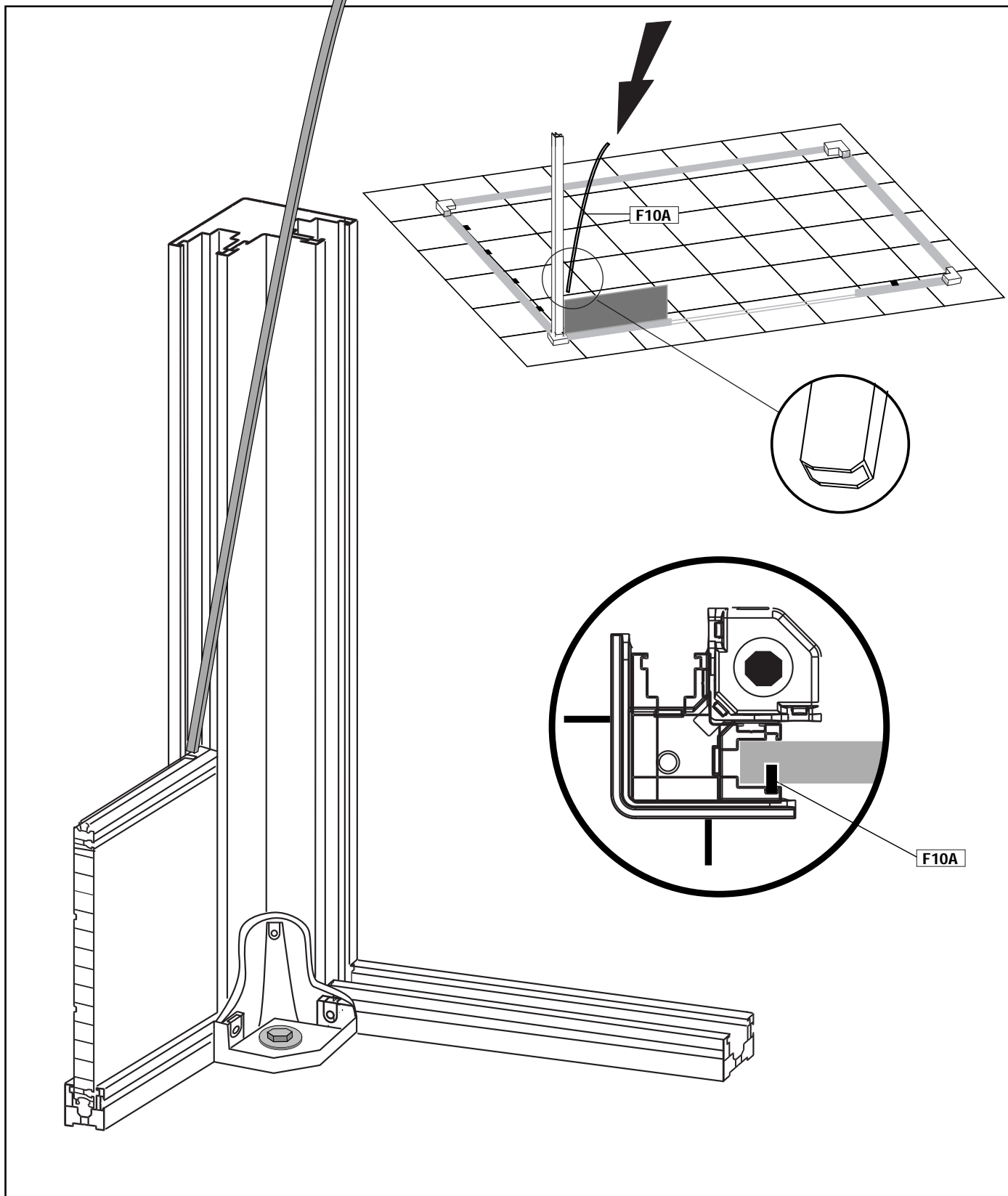
F1H2 (x1)



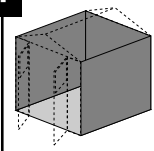
2.3



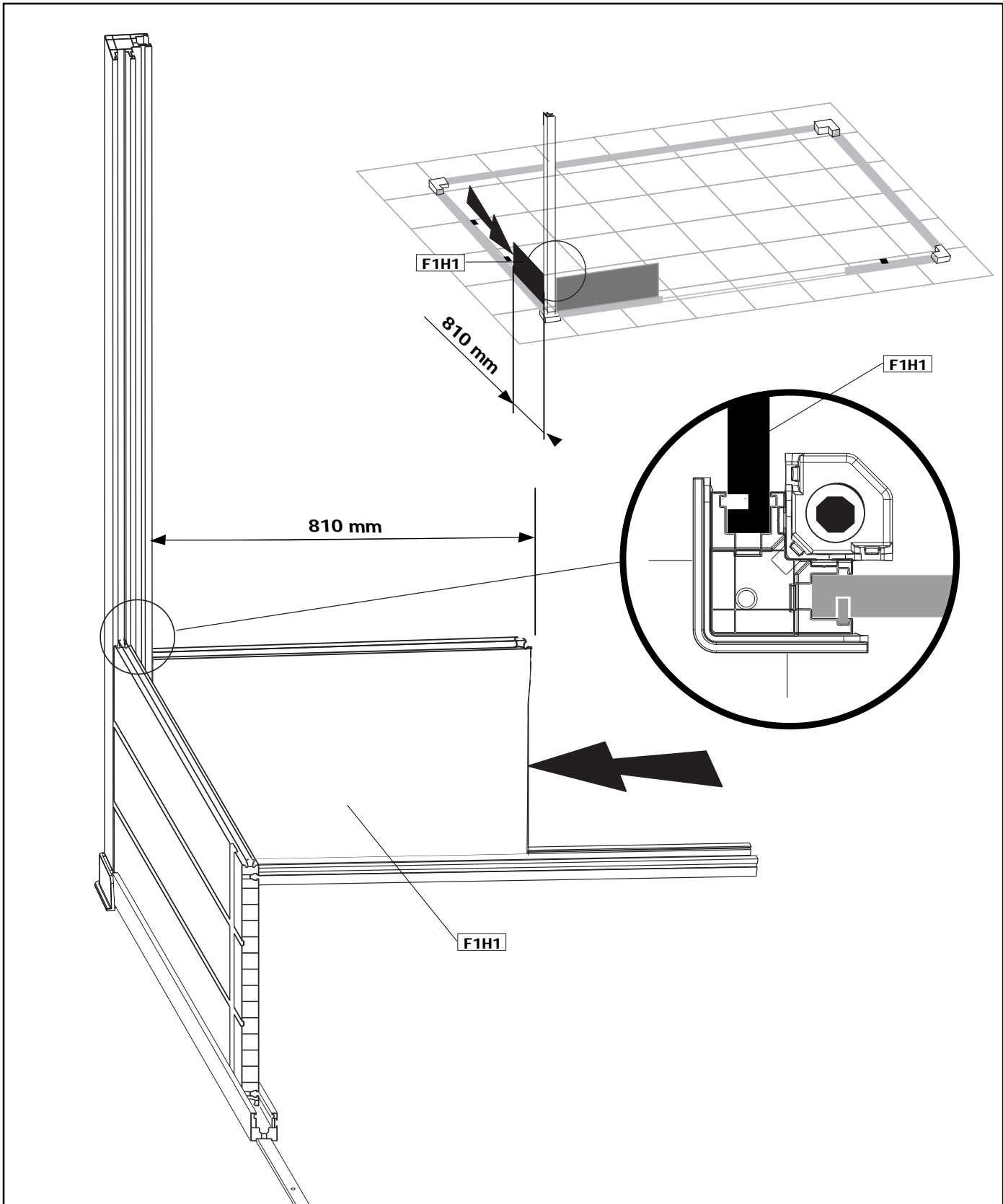
F10A (x1)



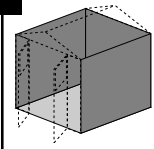
2.4



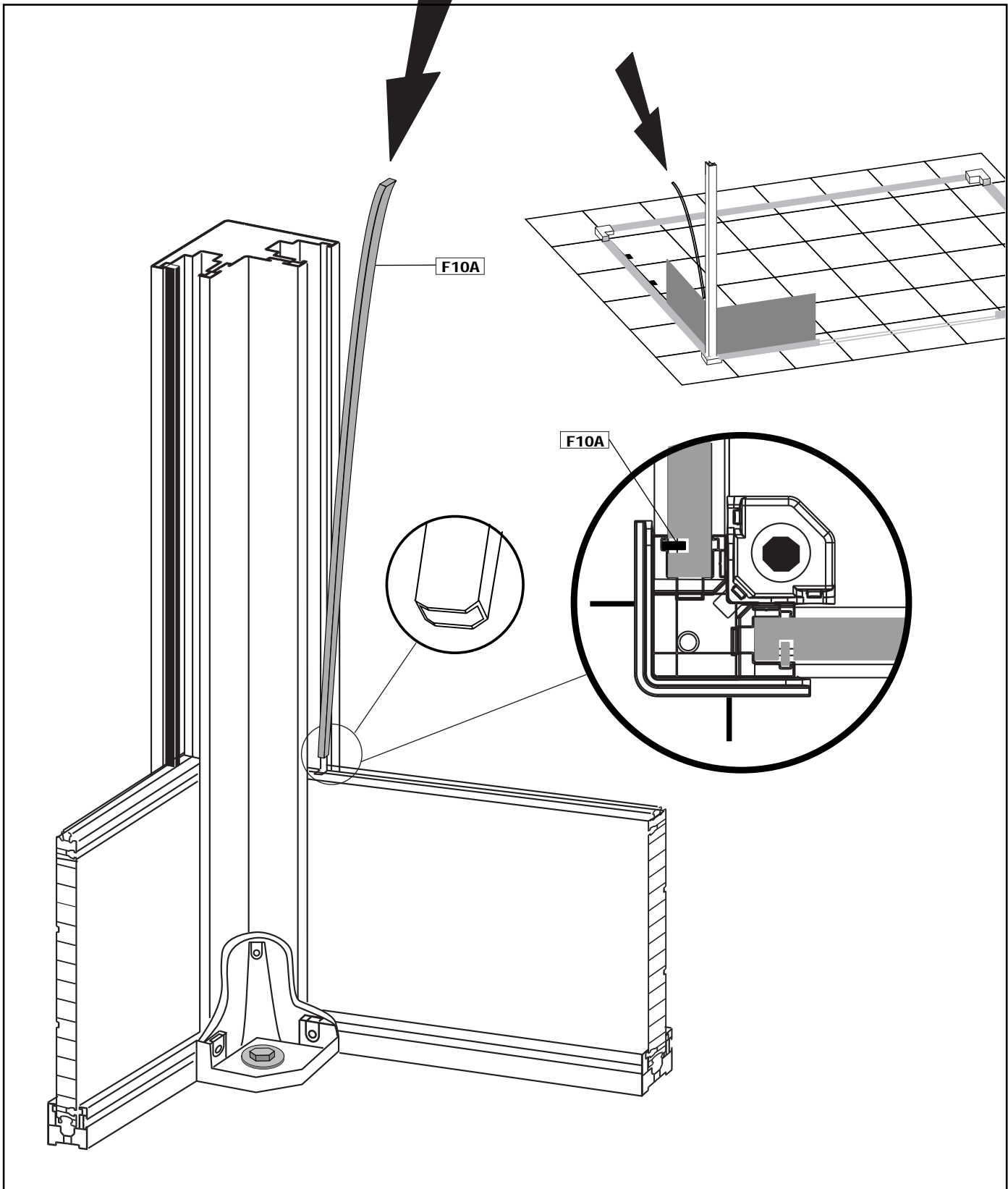



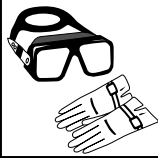
F1H1 (x1)



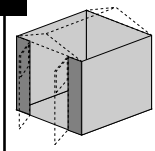
2.5



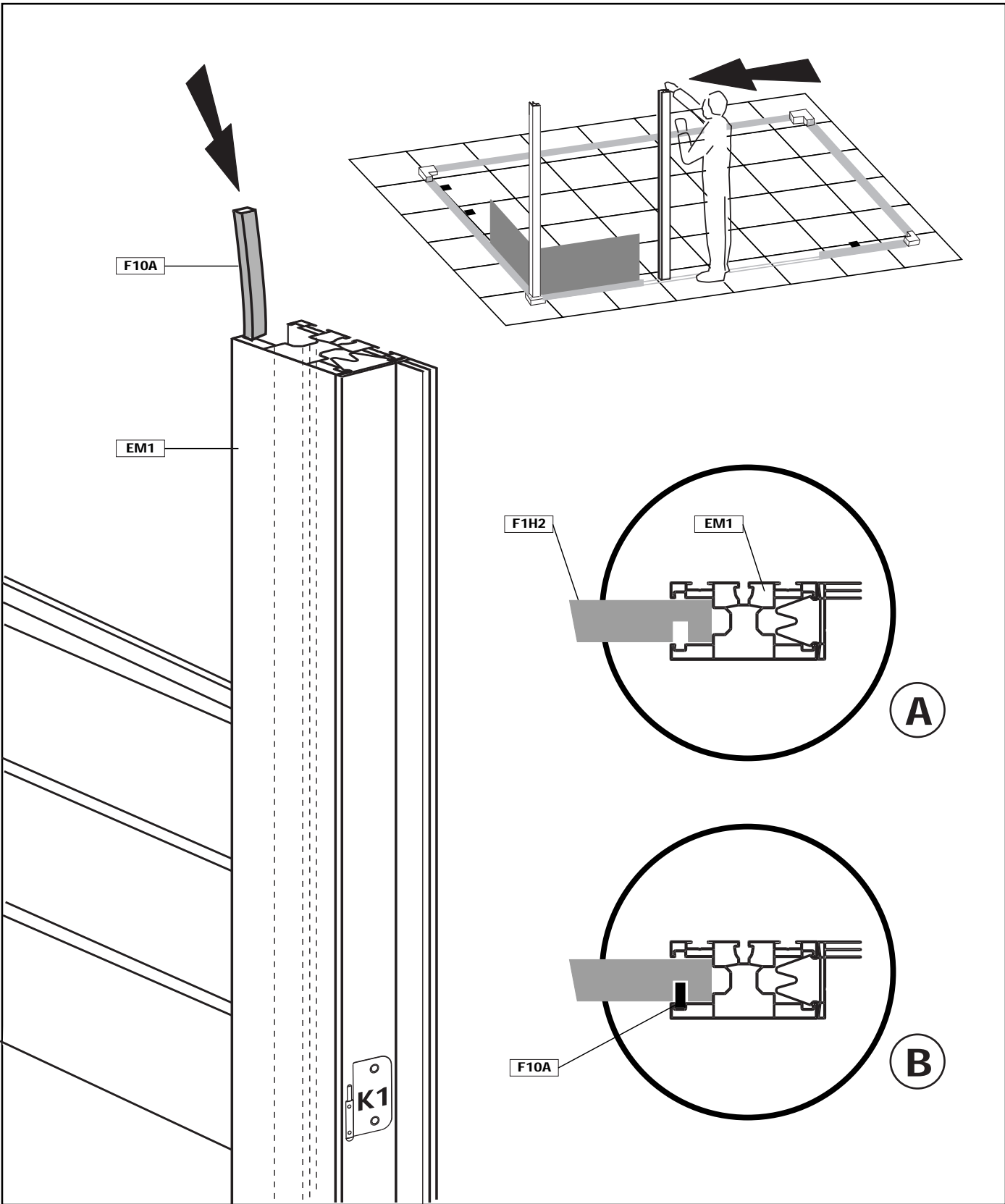


F10A (x1)



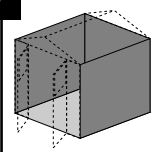
2.6



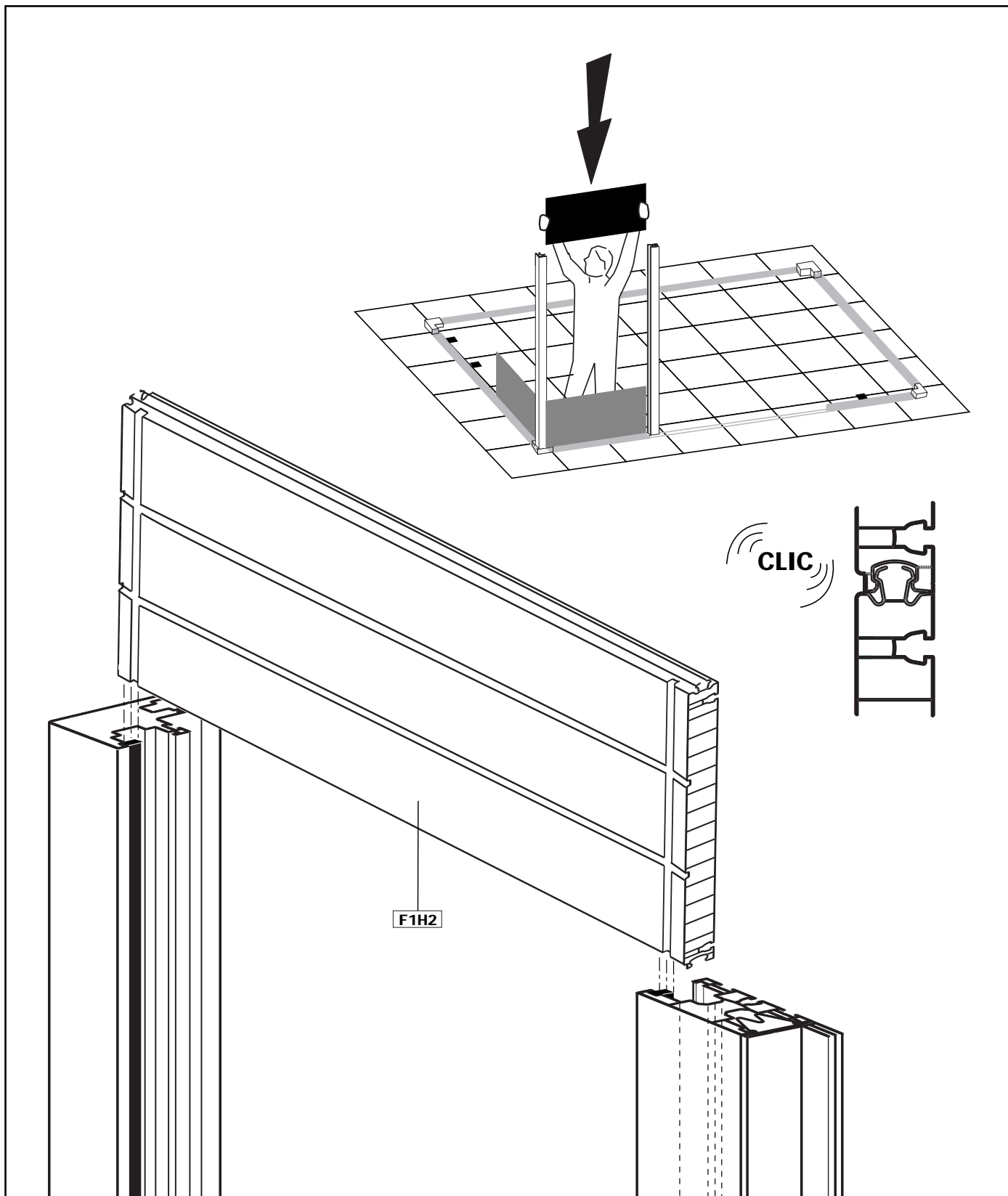

EM1 (x1)
F10A (x1)



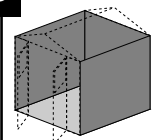
2.7



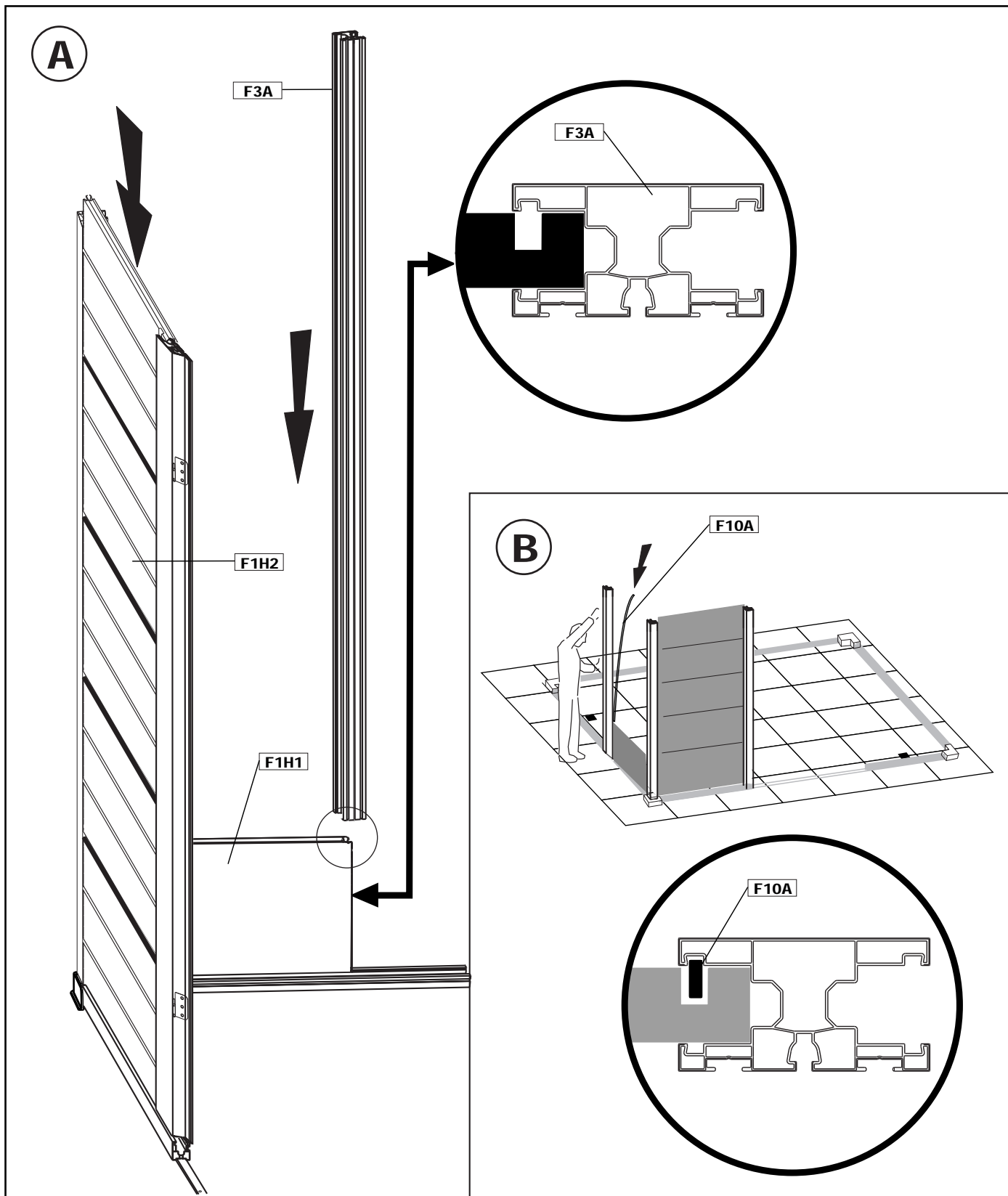

F1H2 (x4)



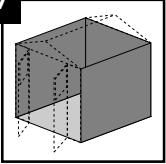
2.8



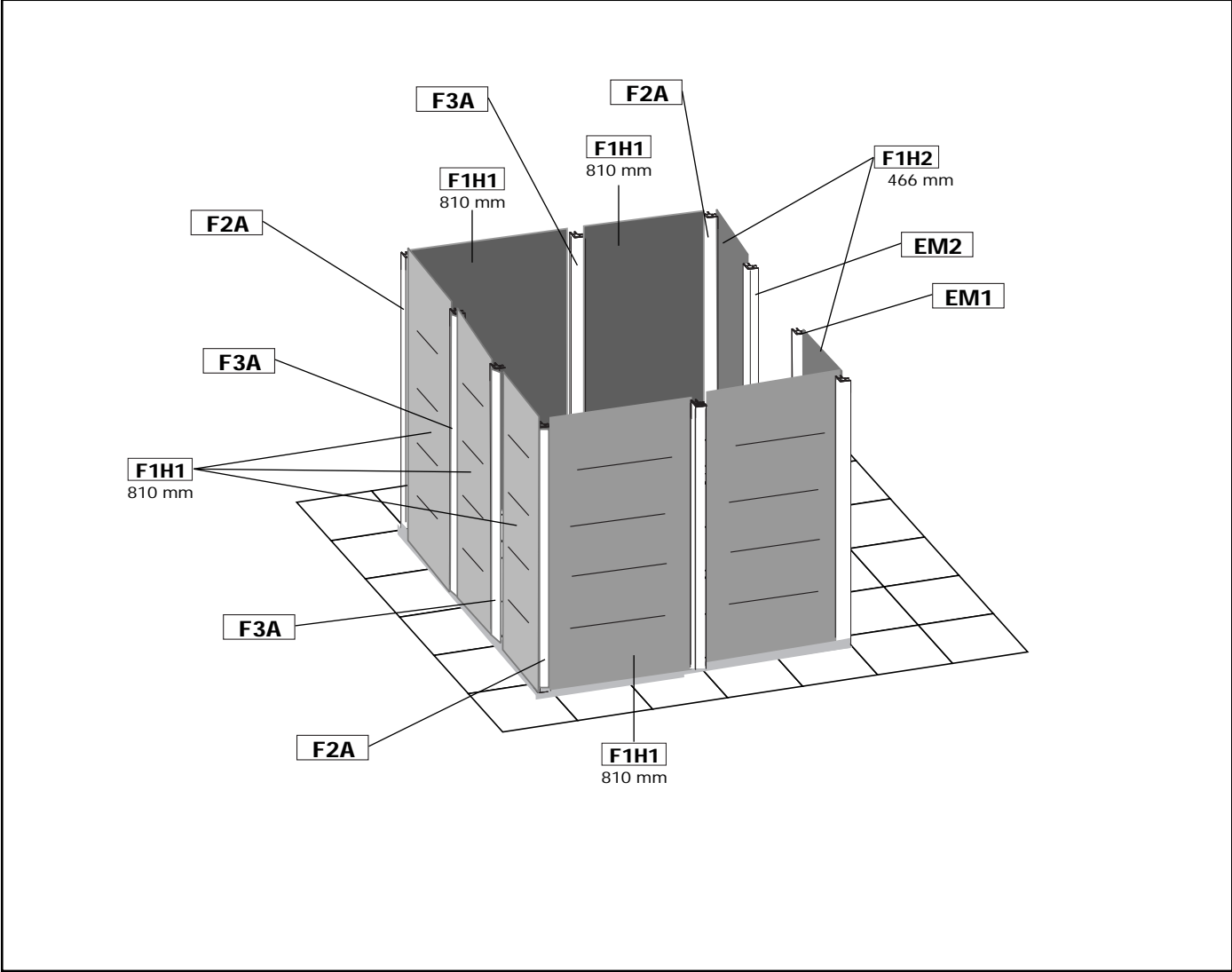
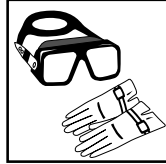
F3A (x1)
F10A (x1)



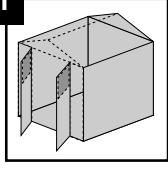
2.9



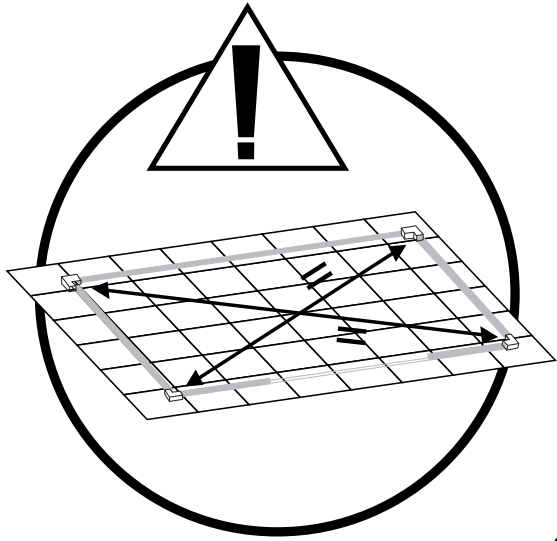
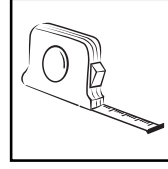
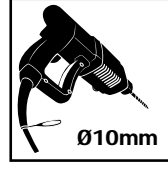

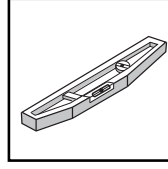
- F10A (x14)
- F1H1 (x34)
- F3A (x3)
- F2A (x3)
- F1H2 (x5)
- EM2 (x1)



3.1



- V04- SH01 (x3)
- V08- SH01 (x3)
- V23- SH01 (x3)
- M02B (x2)



V08
Ø8X50mm

V23
Ø36mm

V04
Ø10mm

Ø 10mm

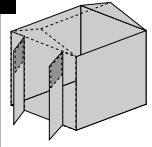
x3

x2

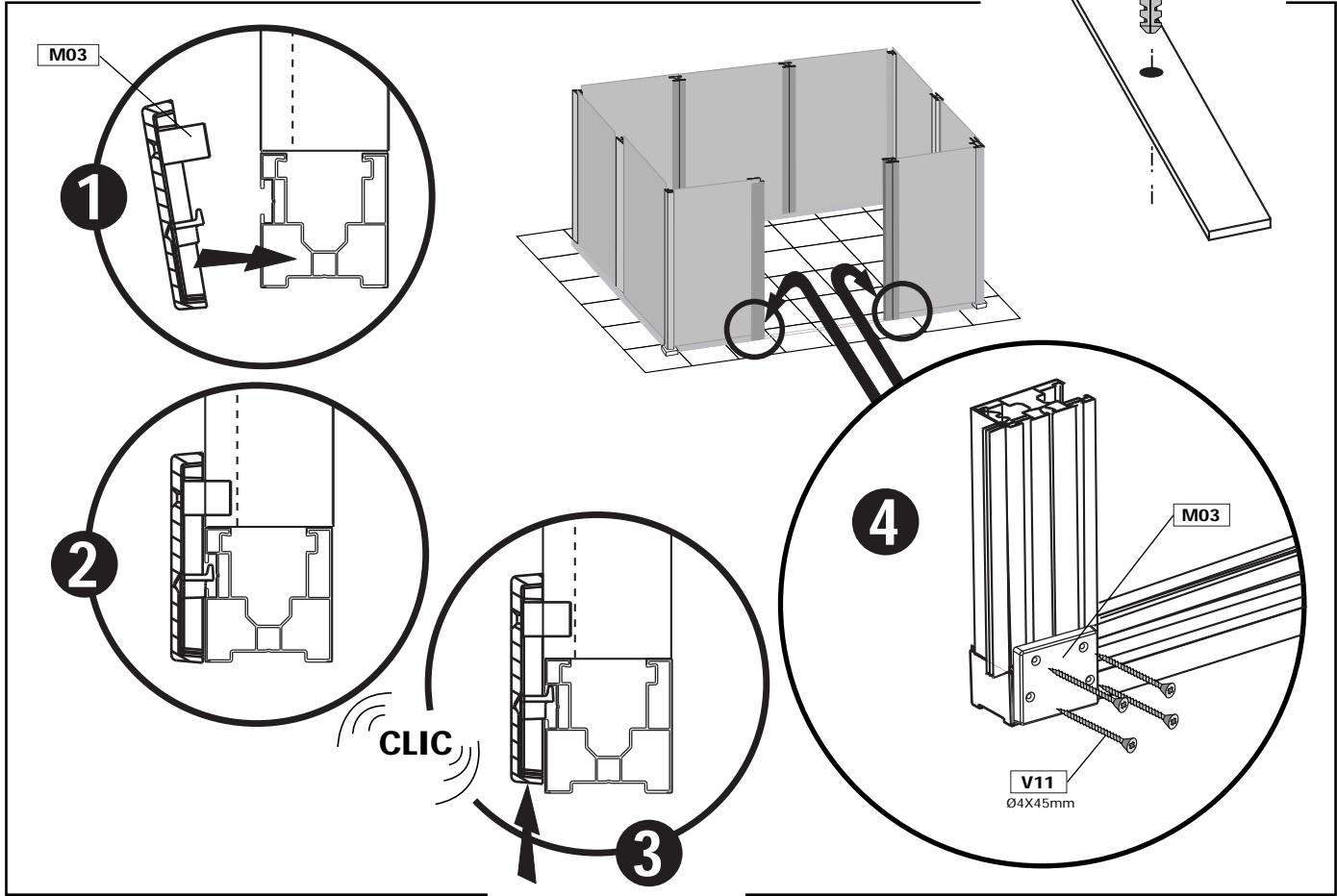
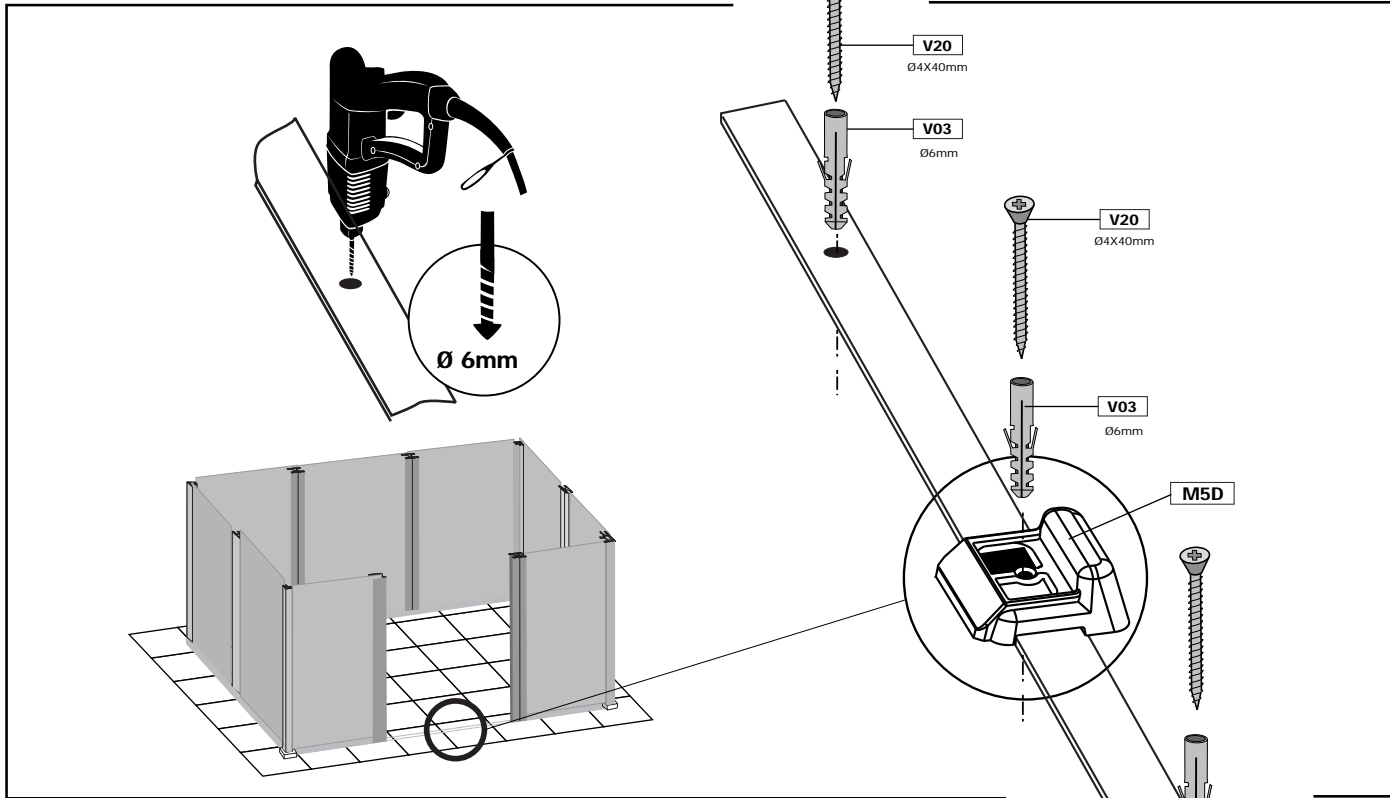
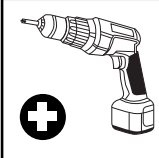
M02B

M02B

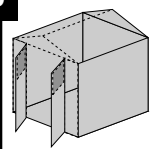
3.2



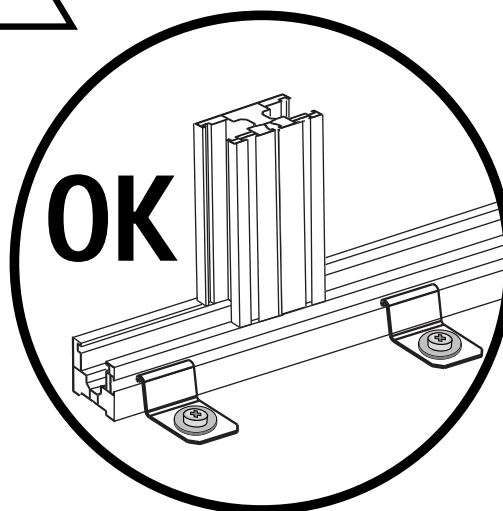

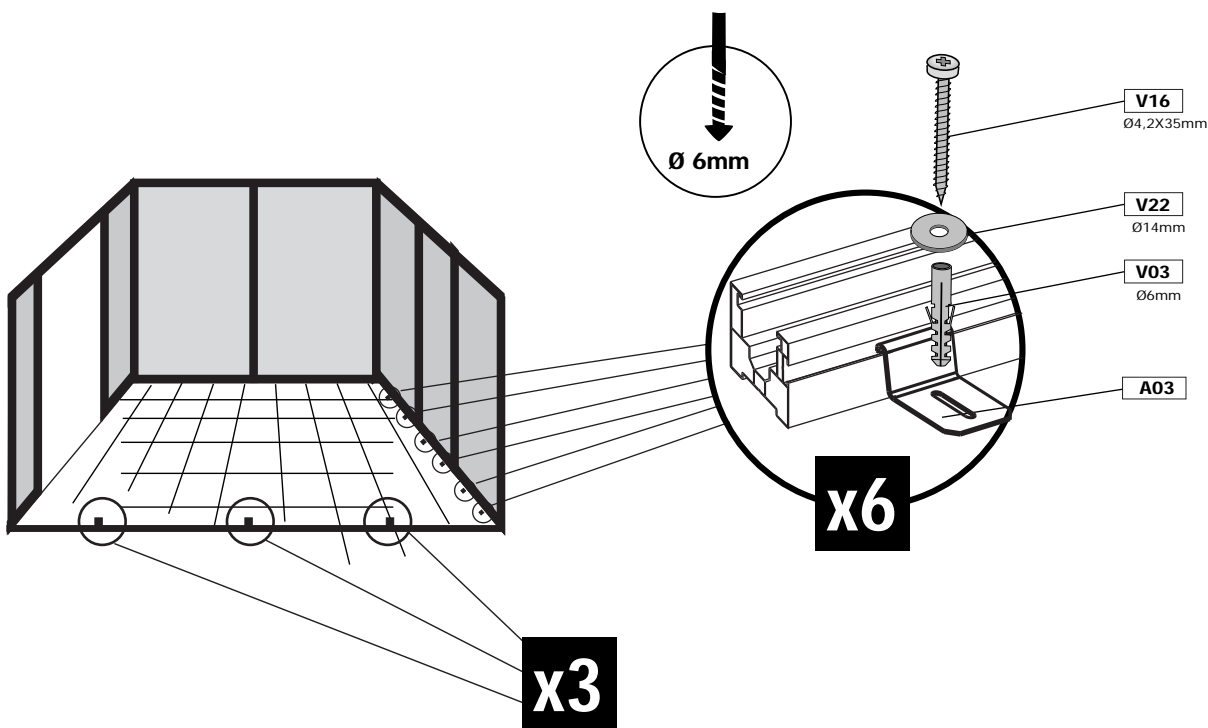
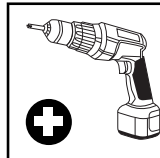
- V03- SH09 (x3) V11- SH02 (x8)
- V20- SH08 (x3) M03 (x2)
- M5D (x1)



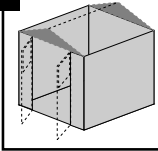
3.3



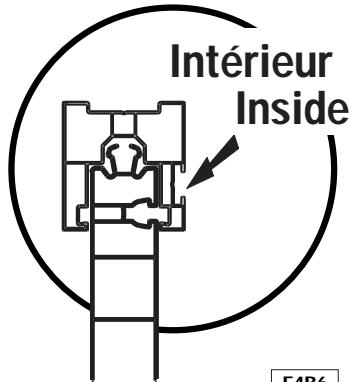
- A03 (x9)
- V03- SH09 (x9)
- V16- SH05 (x9)
- V22- SH07 (x9)



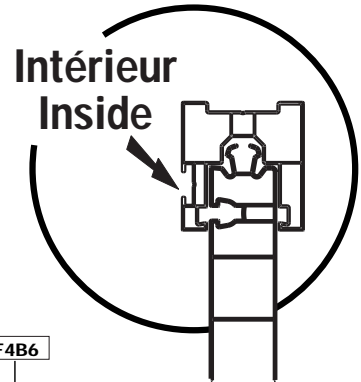
3.4



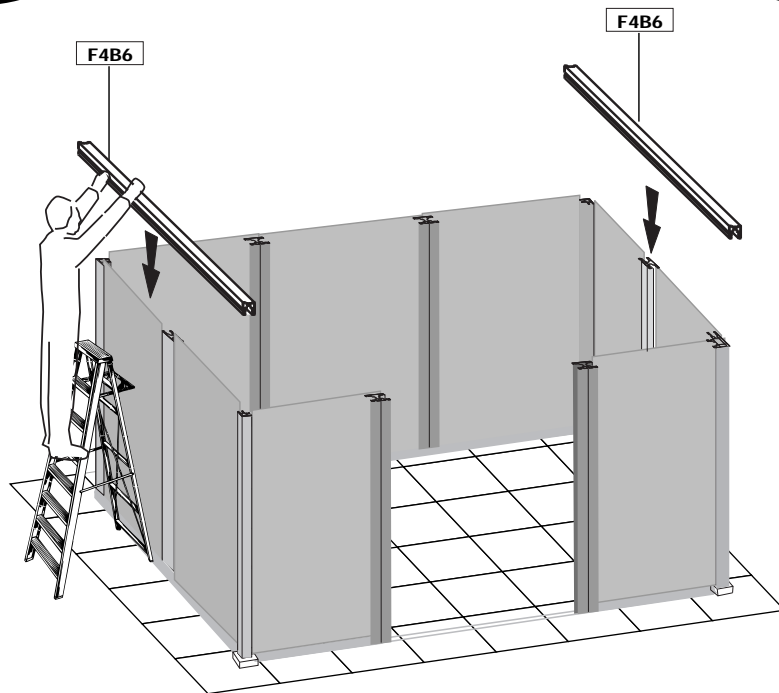
F4B6 (x2)



Intérieur
Inside

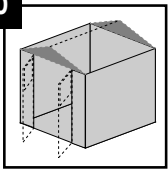


Intérieur
Inside

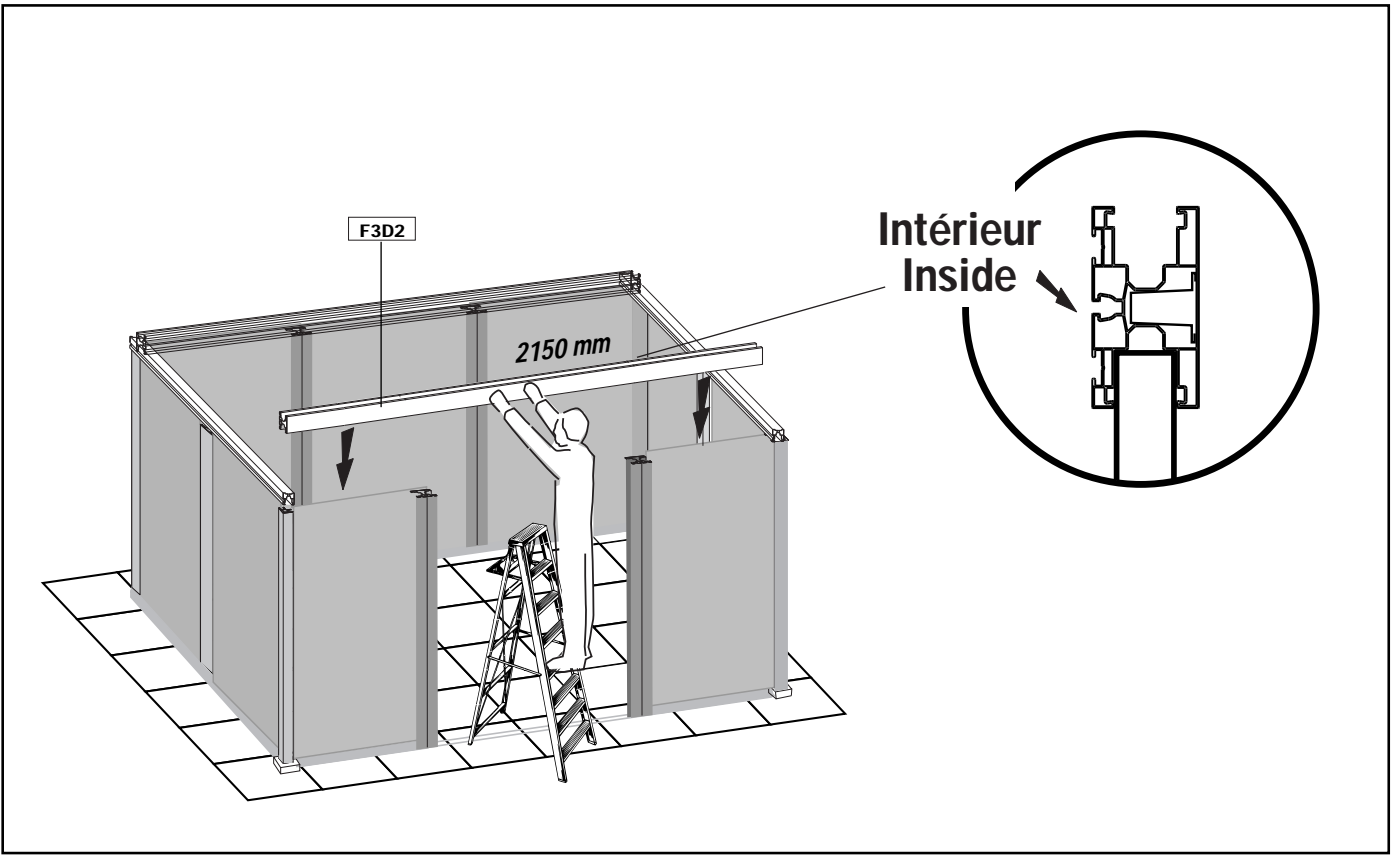
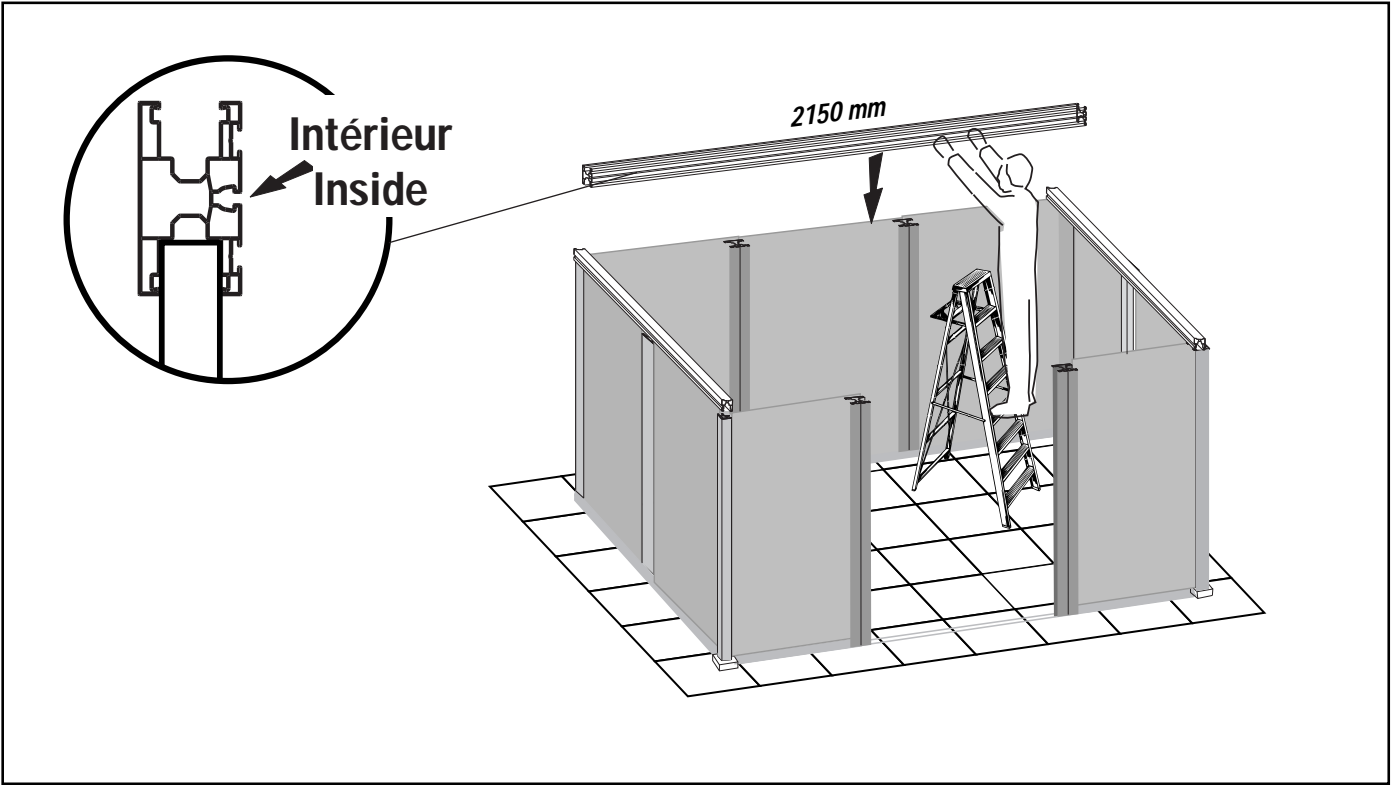






x2

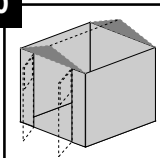
3.5



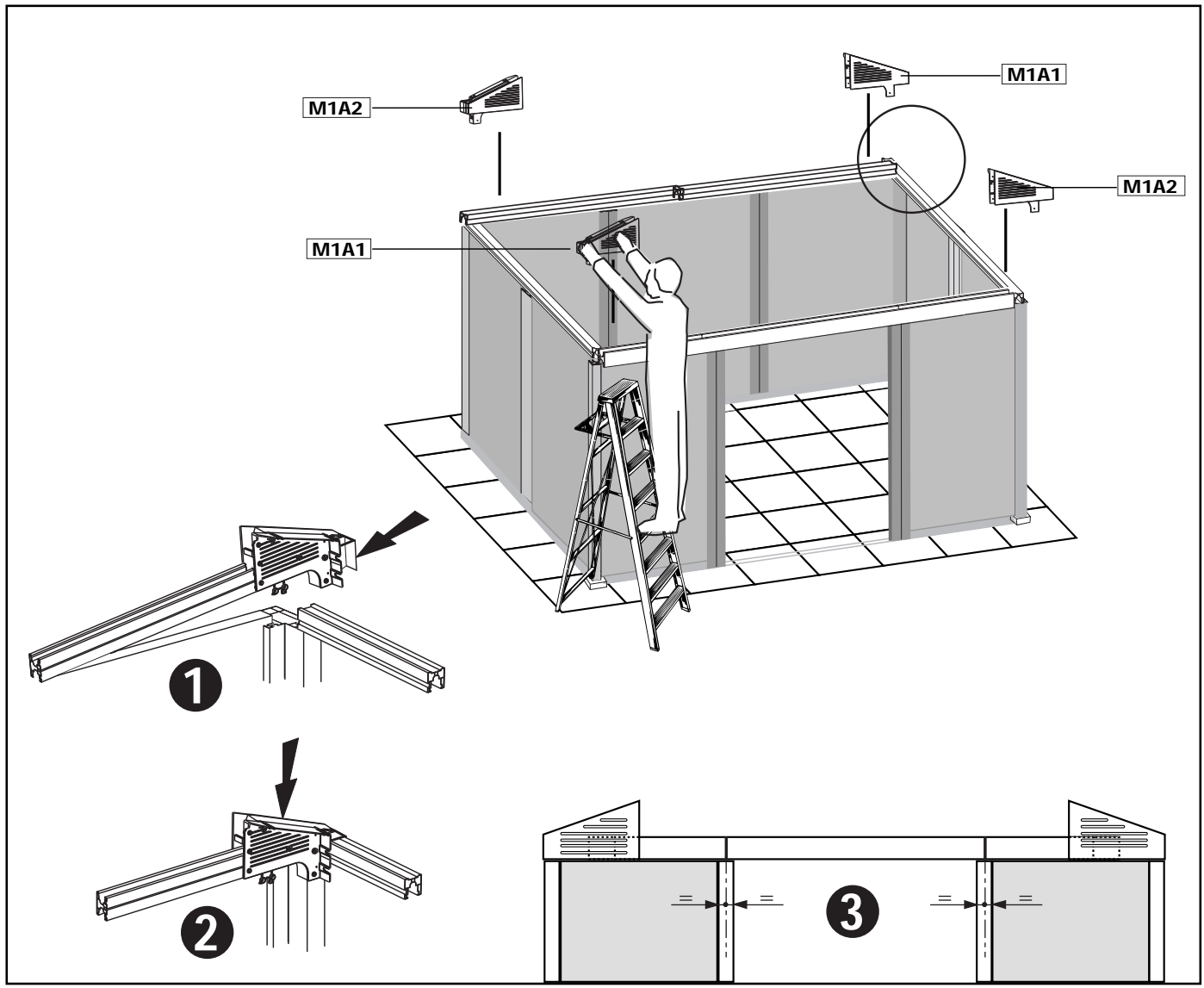
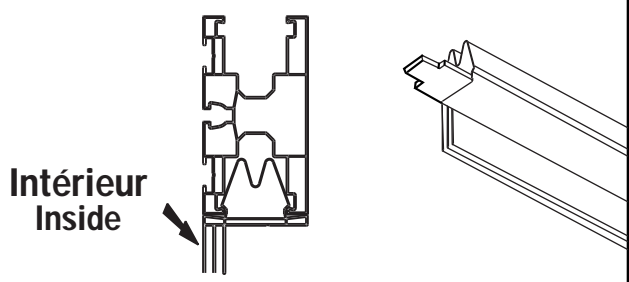
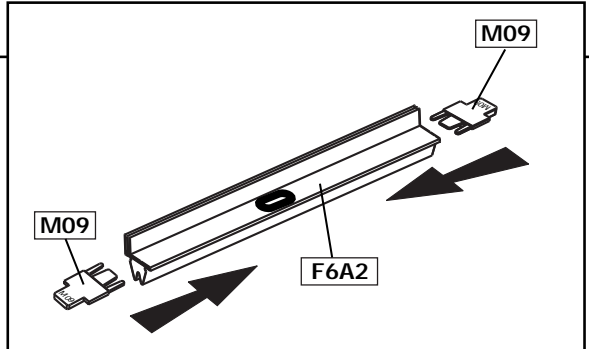
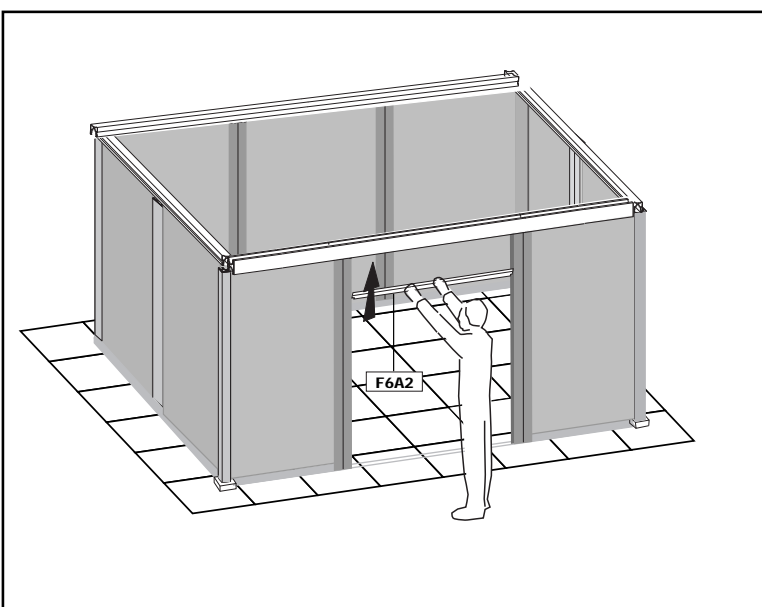

F3D2 (x2)



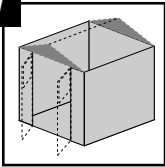
3.6



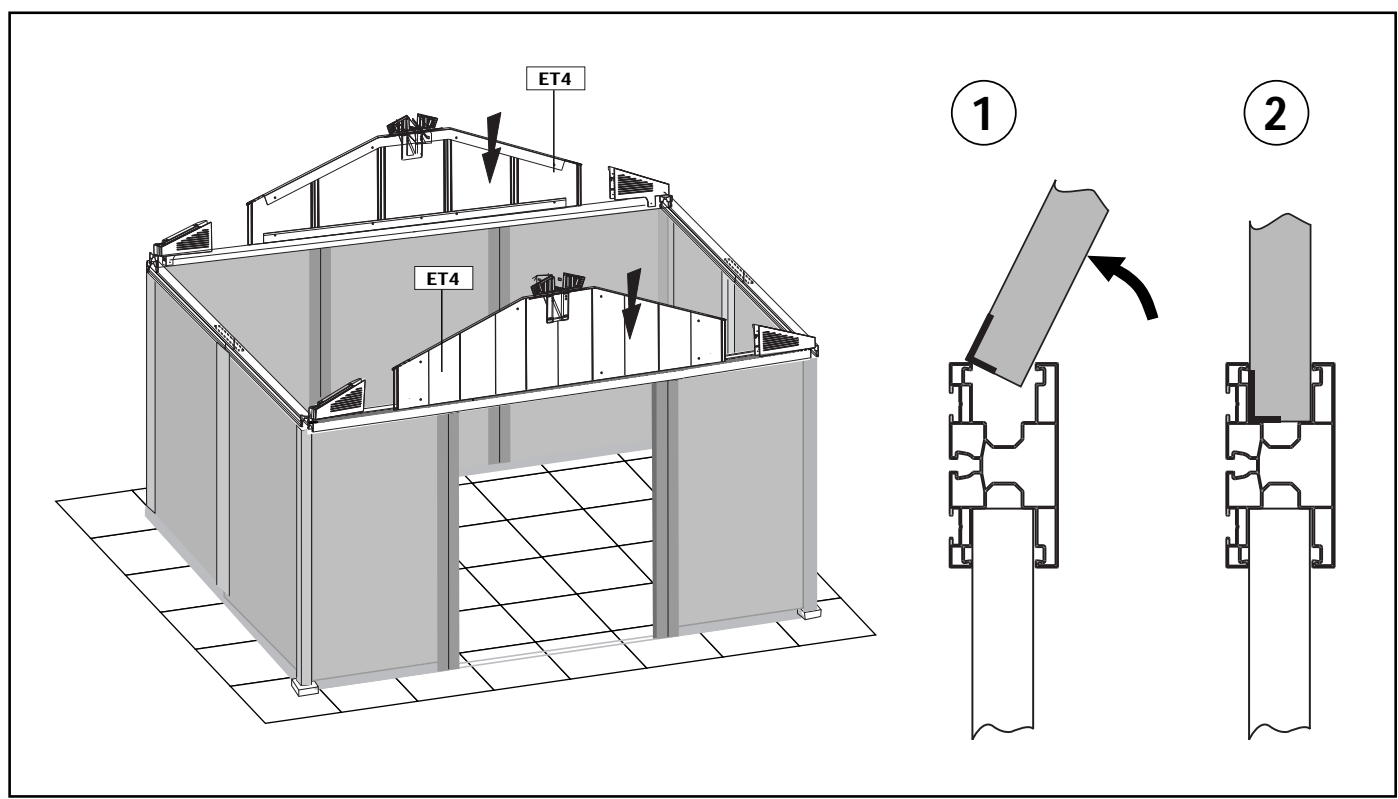
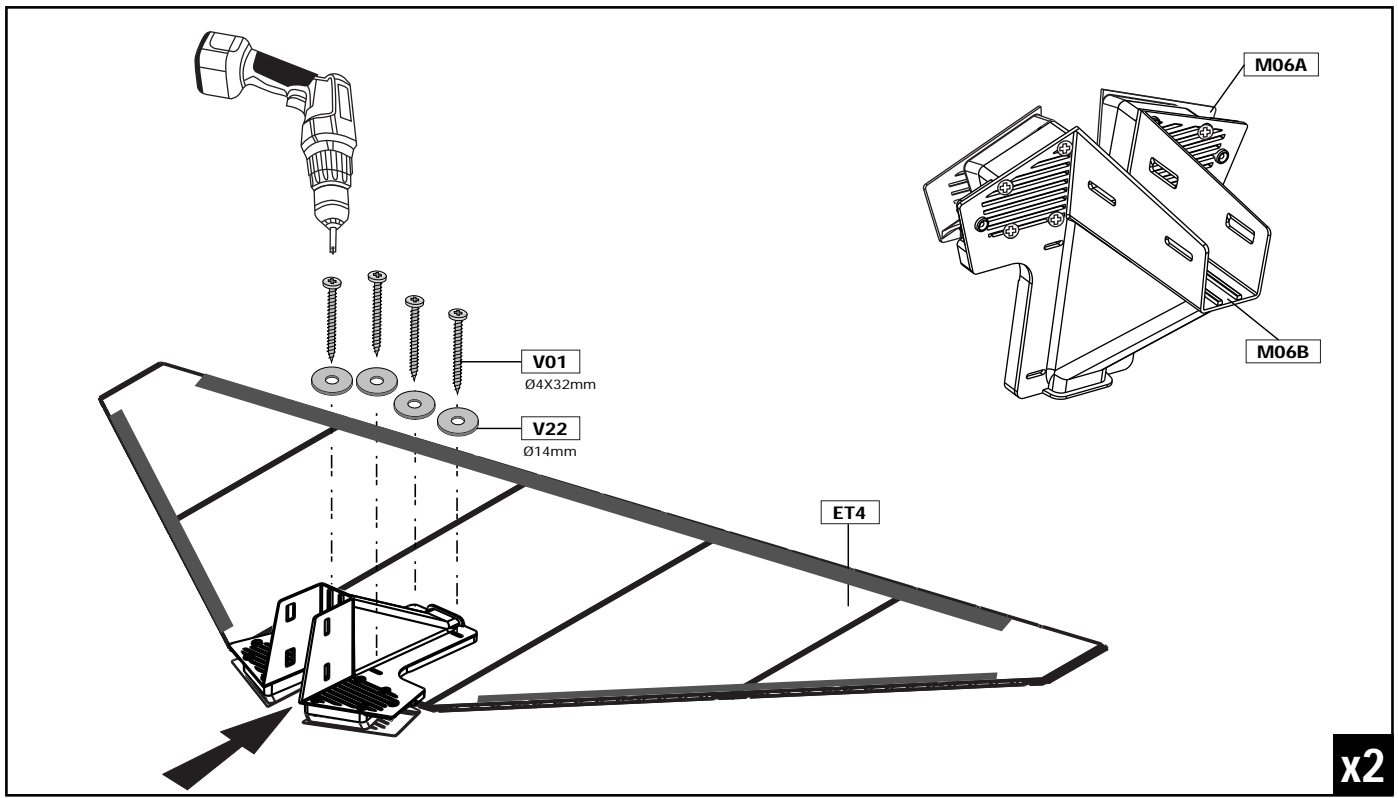


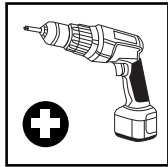
F6A2 (x1)
M1A1 (x2)
M1A2 (x2)



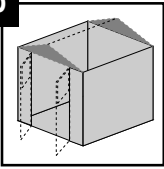
3.7



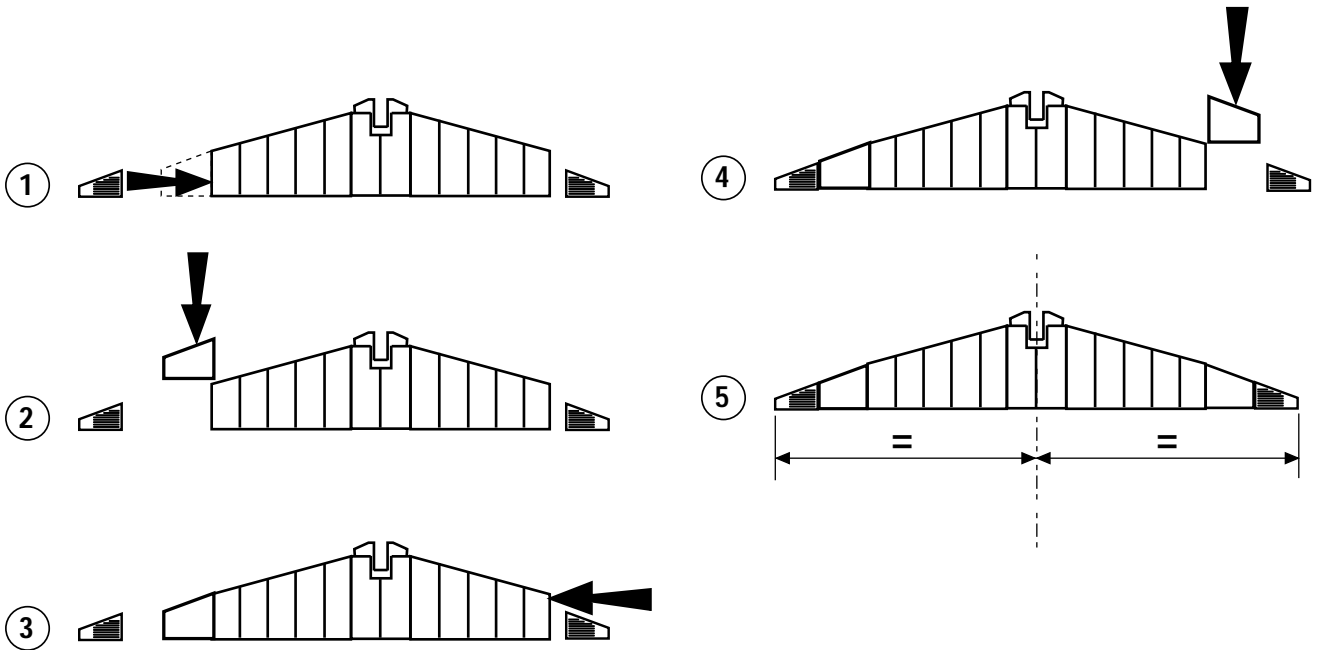
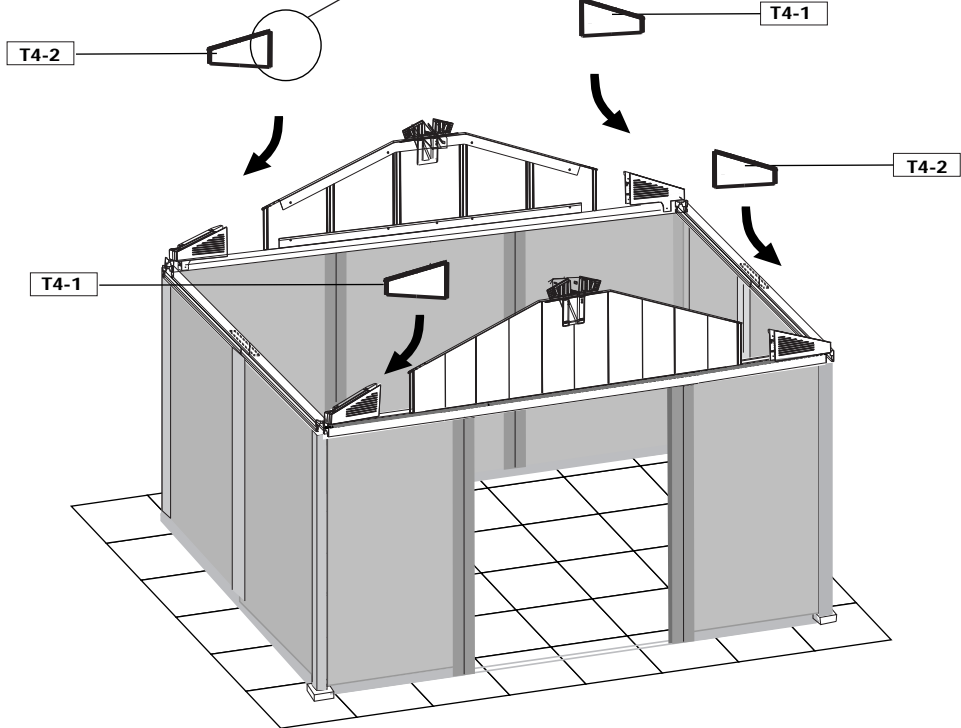
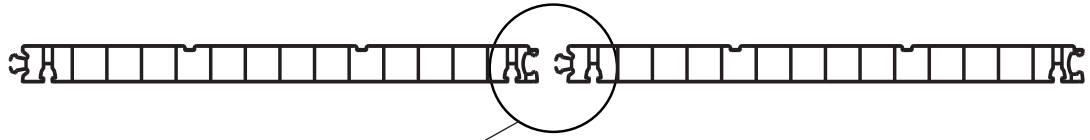

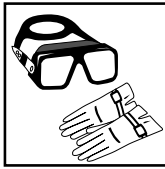
M06A/M06B (x2)
V01- SH04 (x8)
V22- SH07 (x8)
ET4 (x2)



3.8

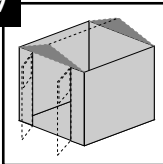


T4-1 (x2)
T4-2 (x2)

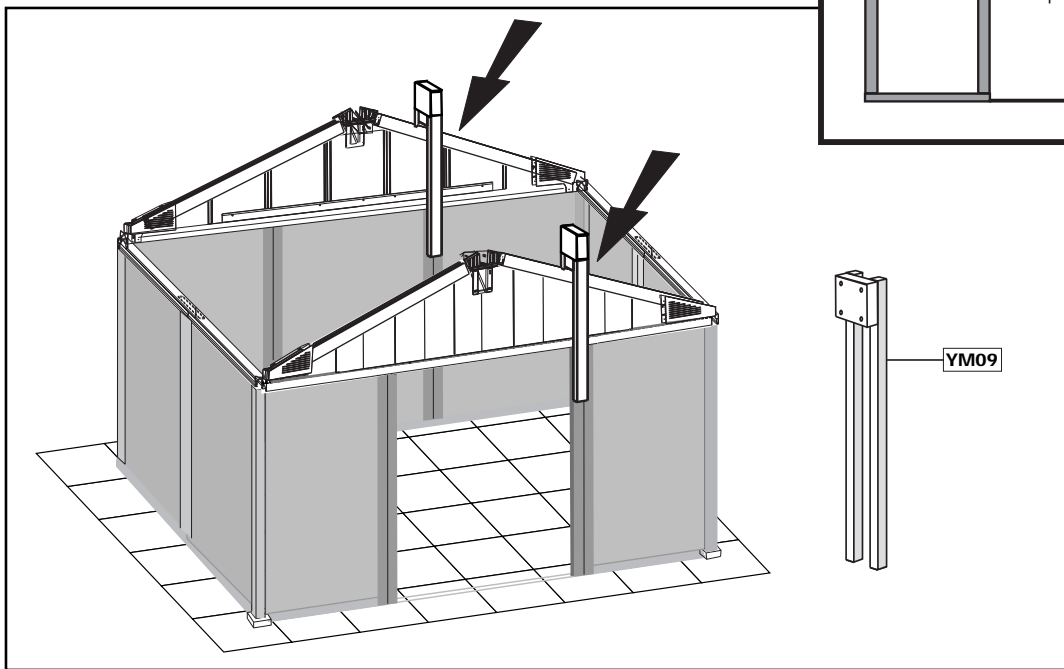
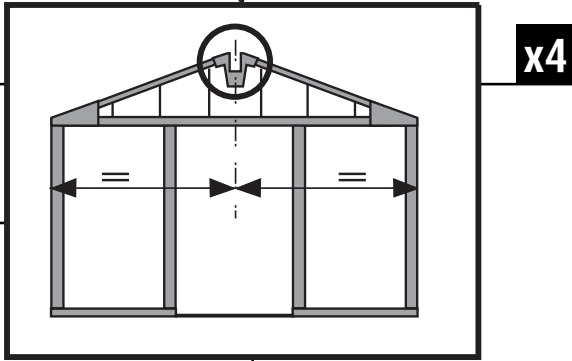
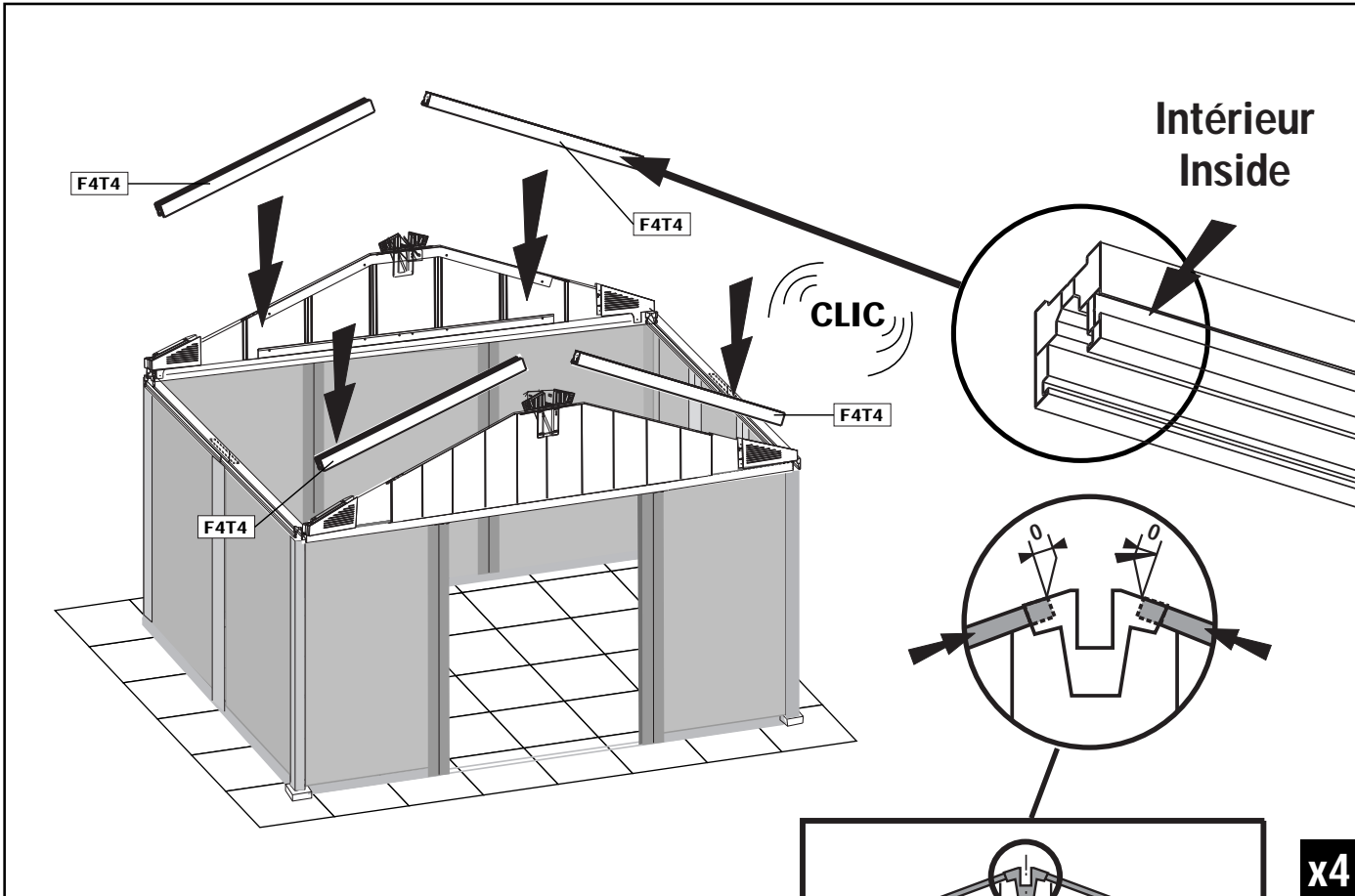



x2

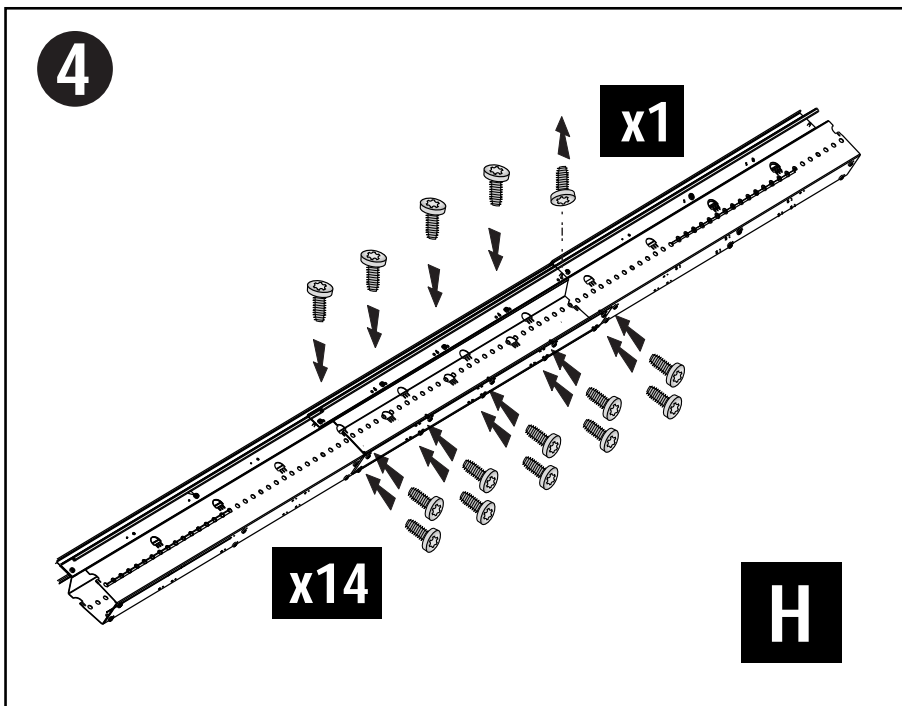
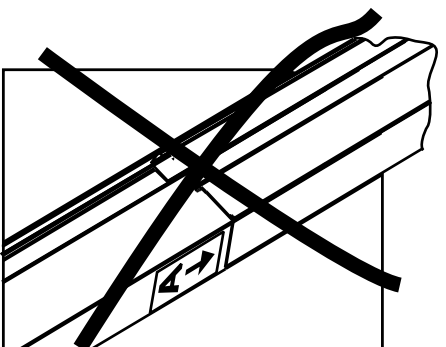
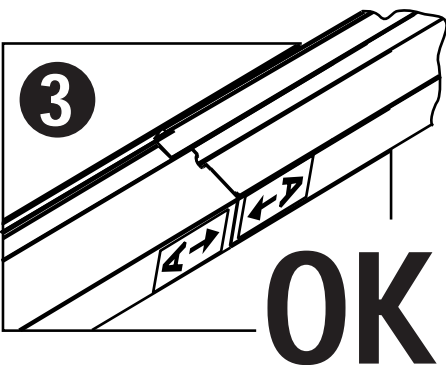

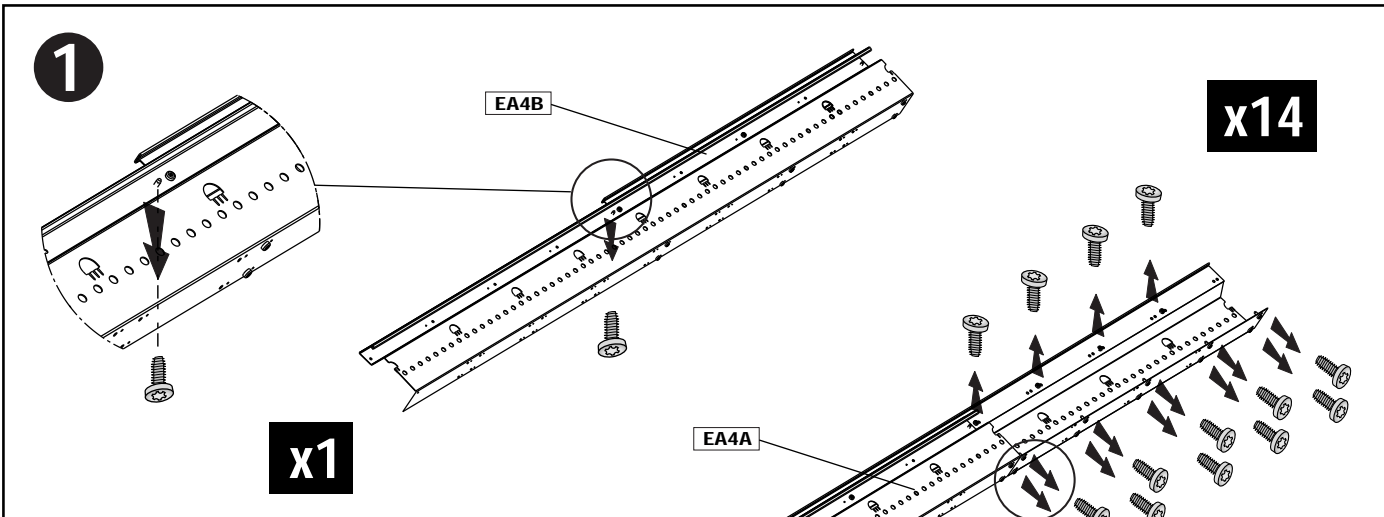
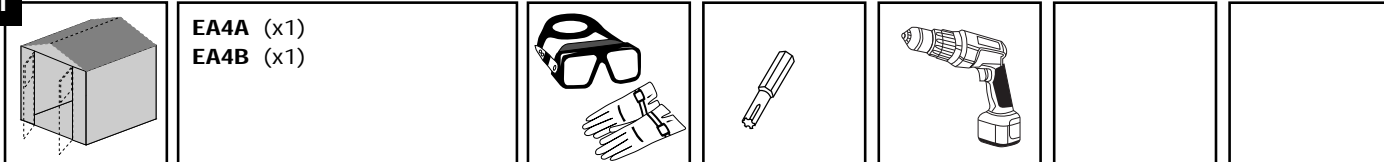
3.9



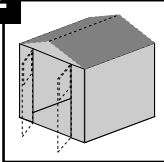
F4T4 (x4)



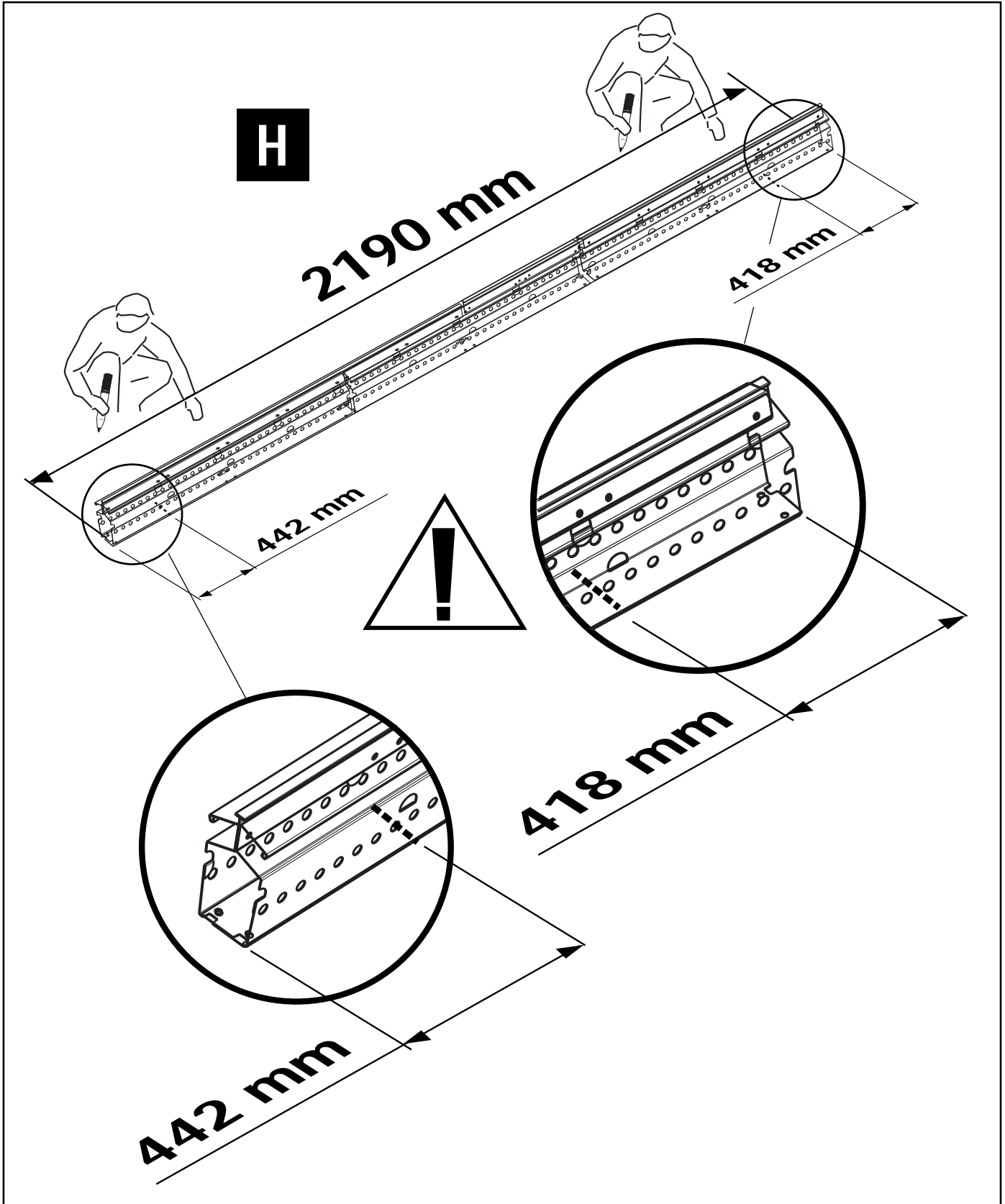

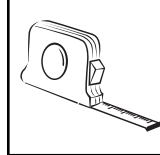

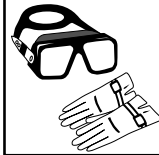
4.1



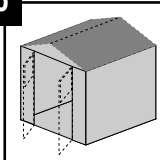
4.2



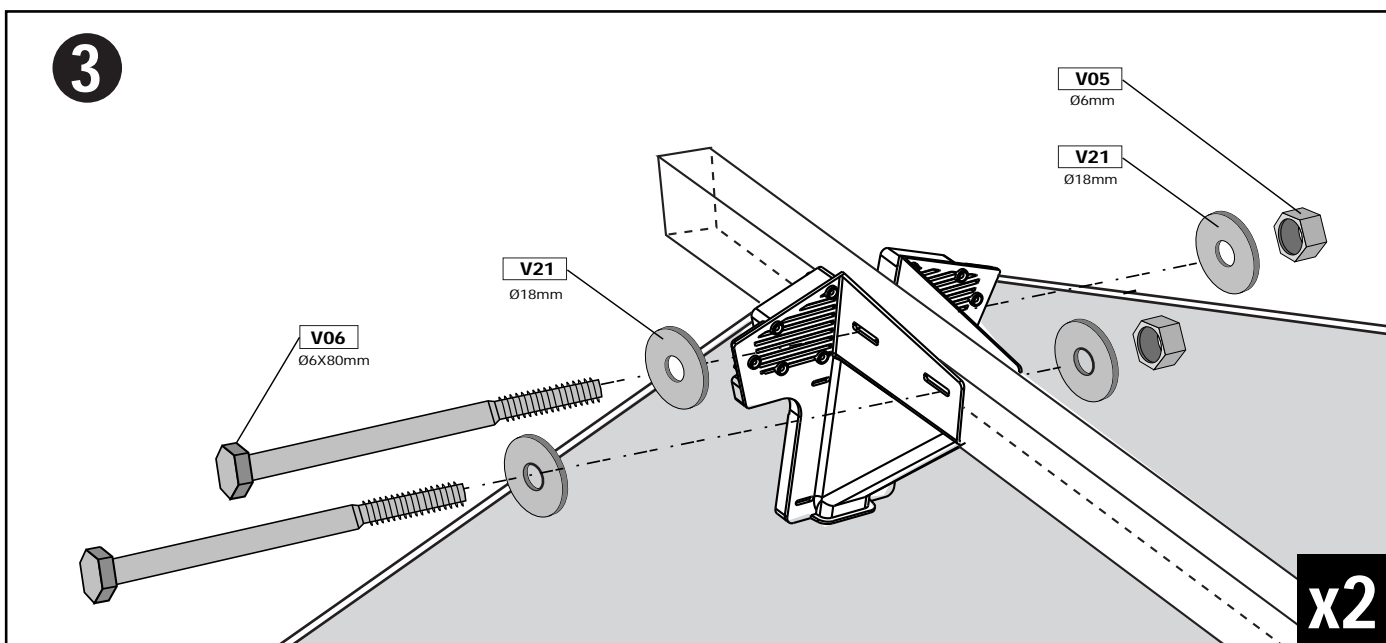
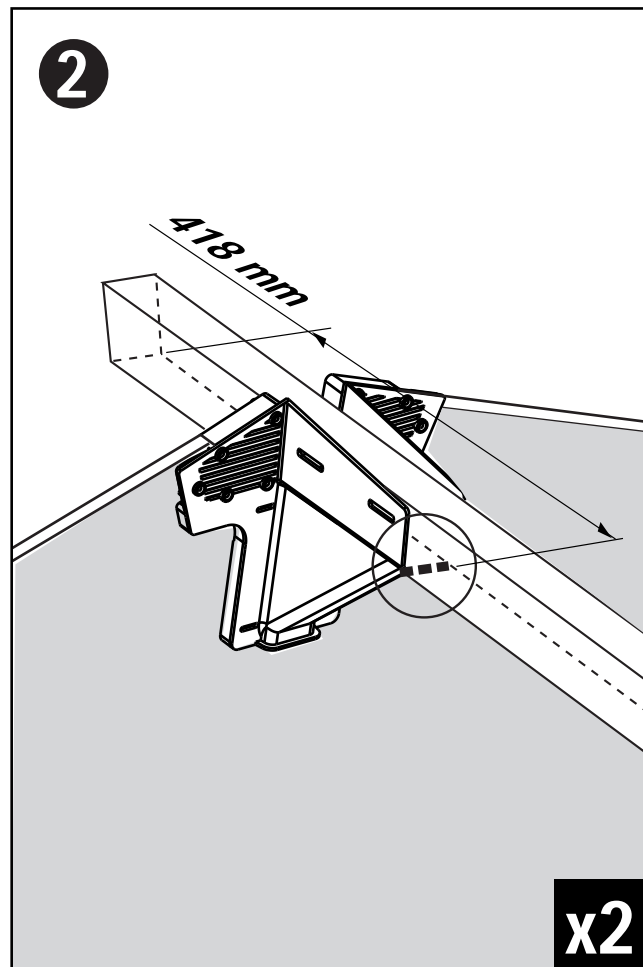
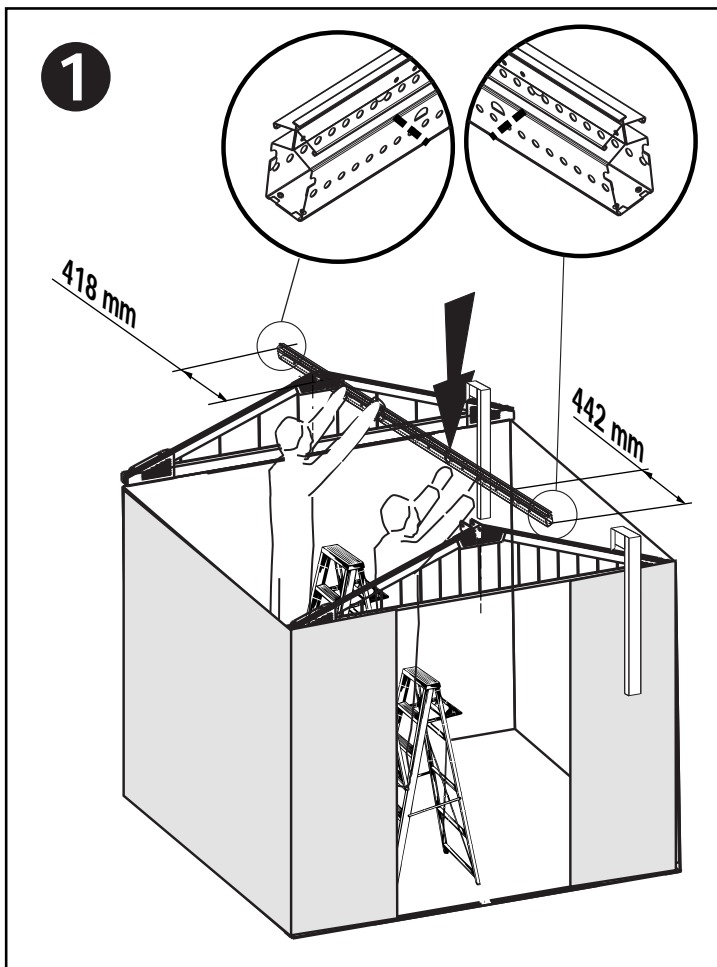


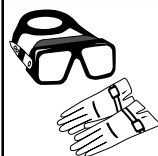
H (x1)



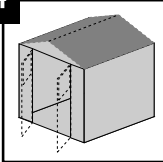
4.3



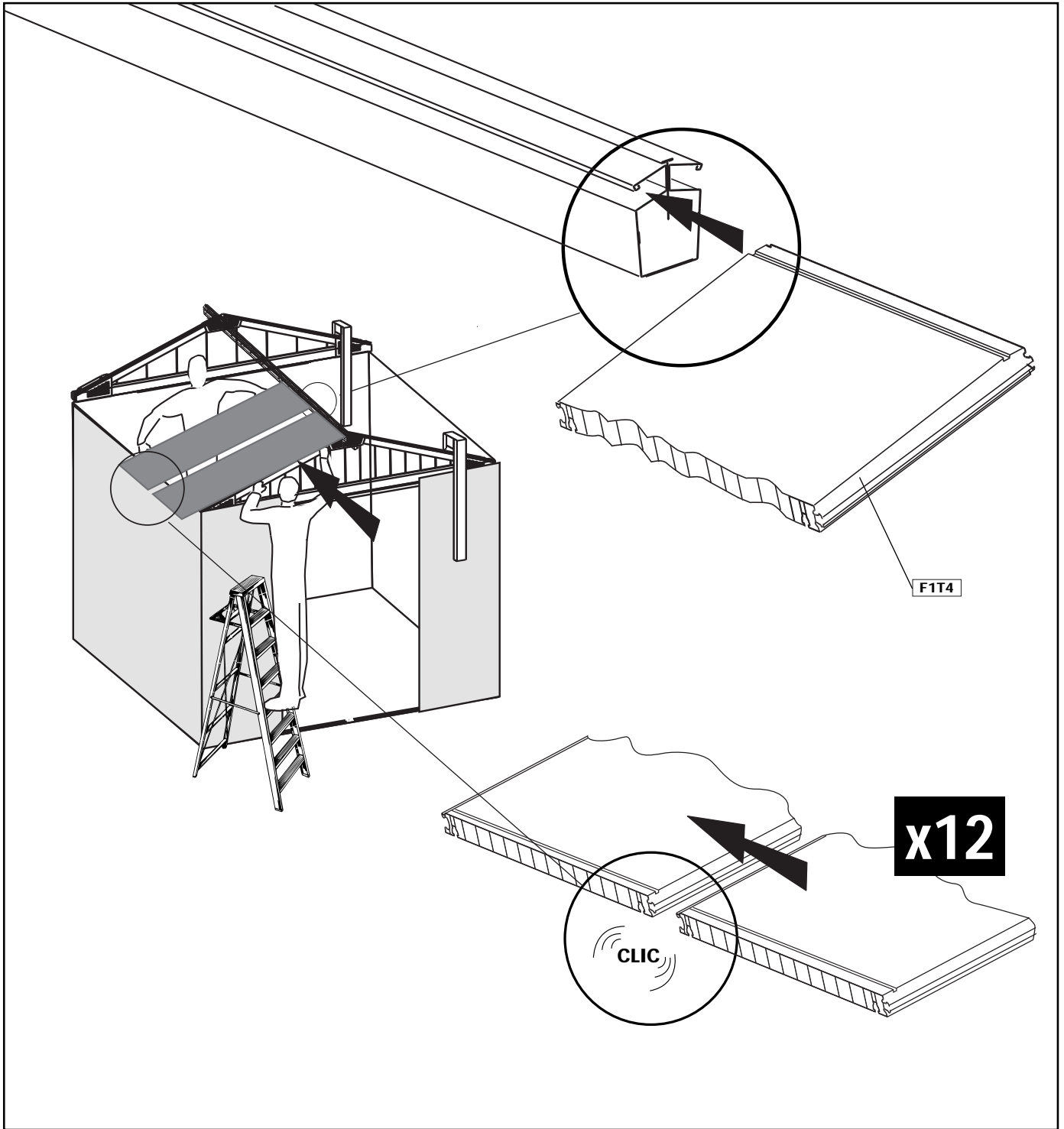
H (x1)
 V05- SH06 (x4)
 V06- SH06 (x4)
 V21- SH06 (x8)



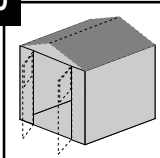
4.4



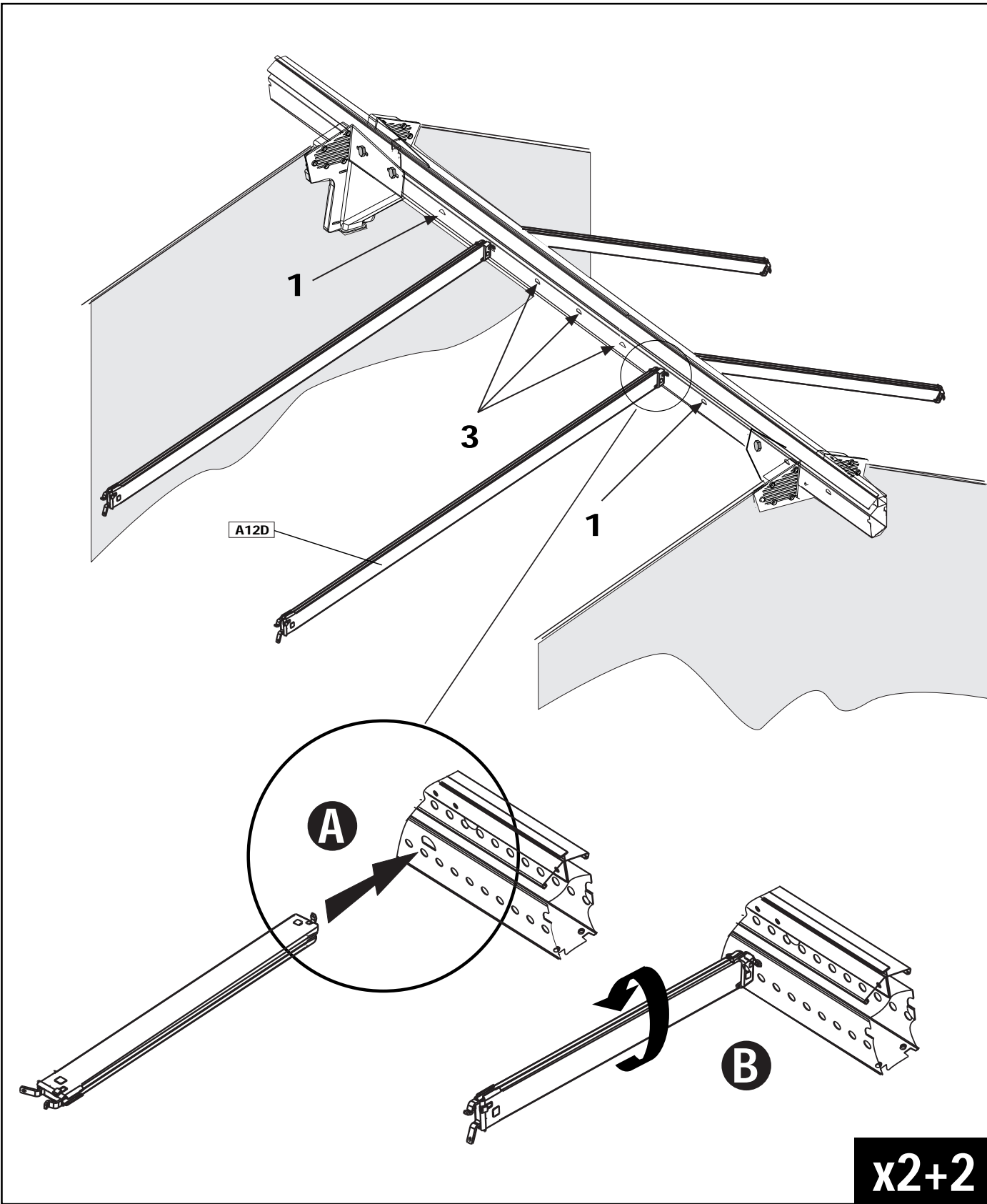

F1T4 (x12)



4.5

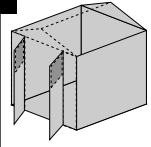


A12D (x4)

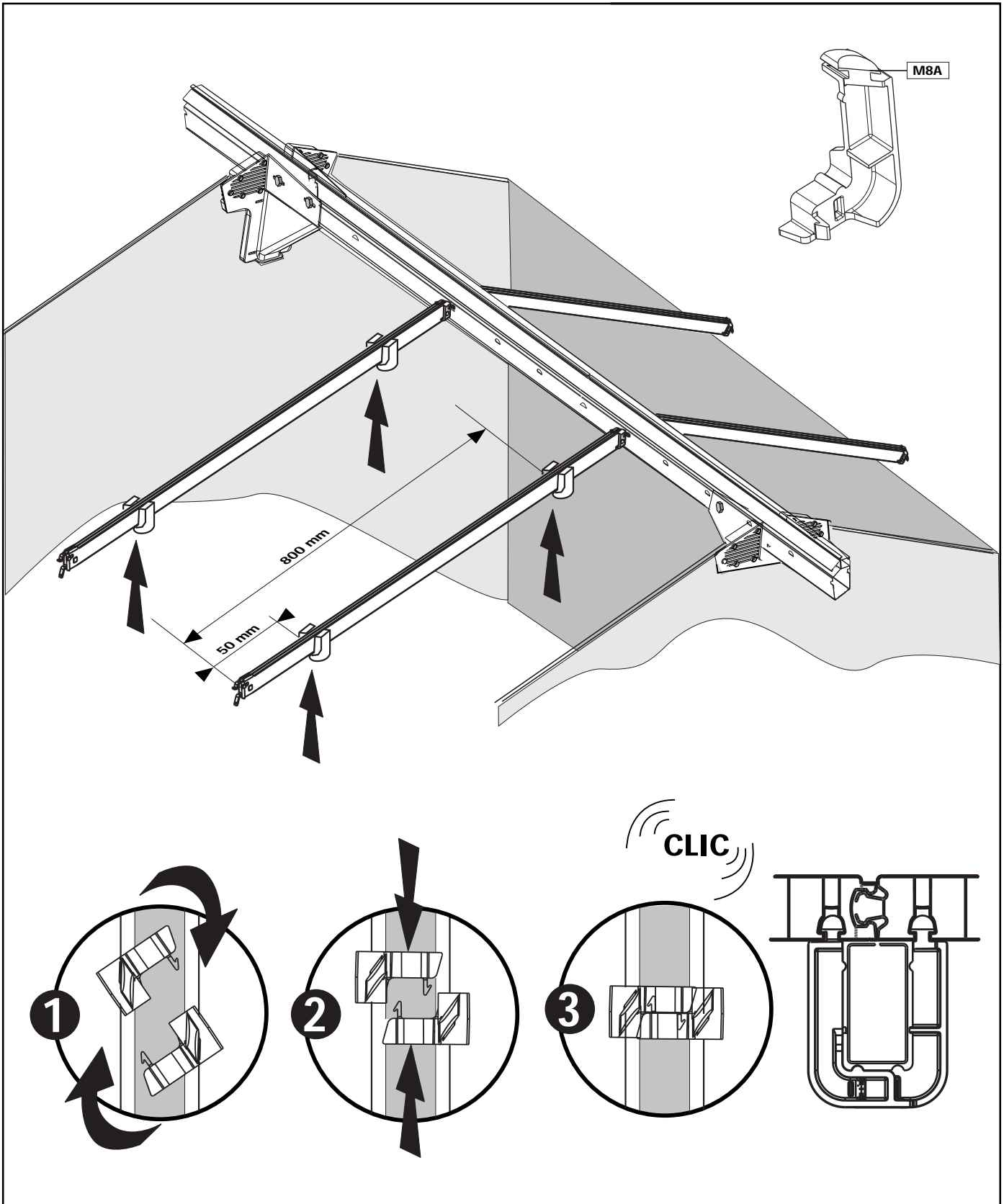

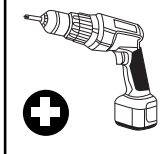


x2+2

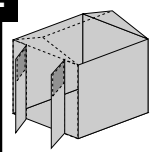
5.1



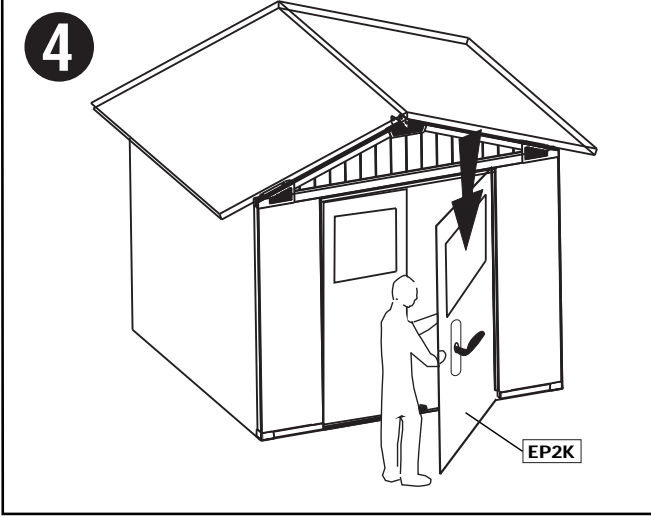
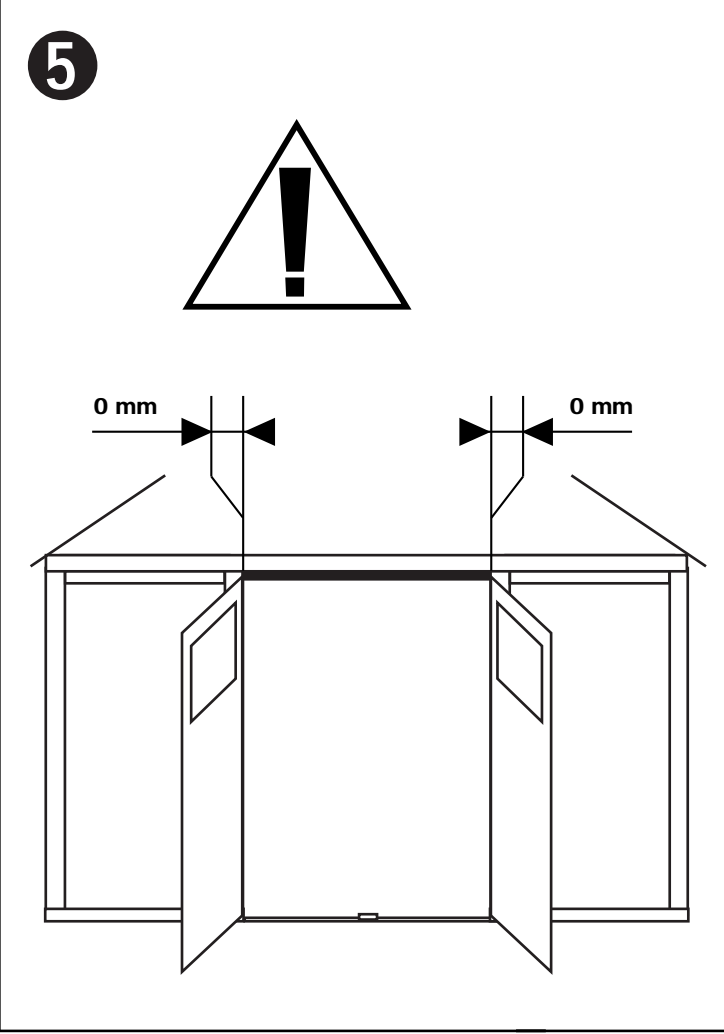
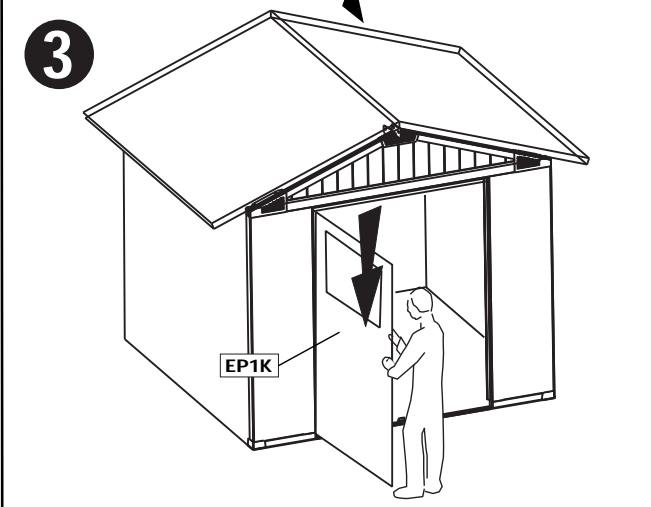
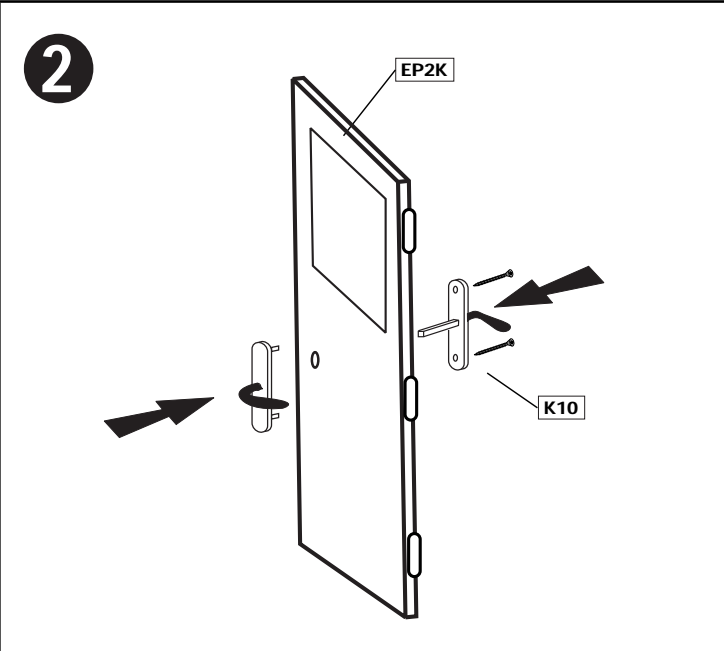
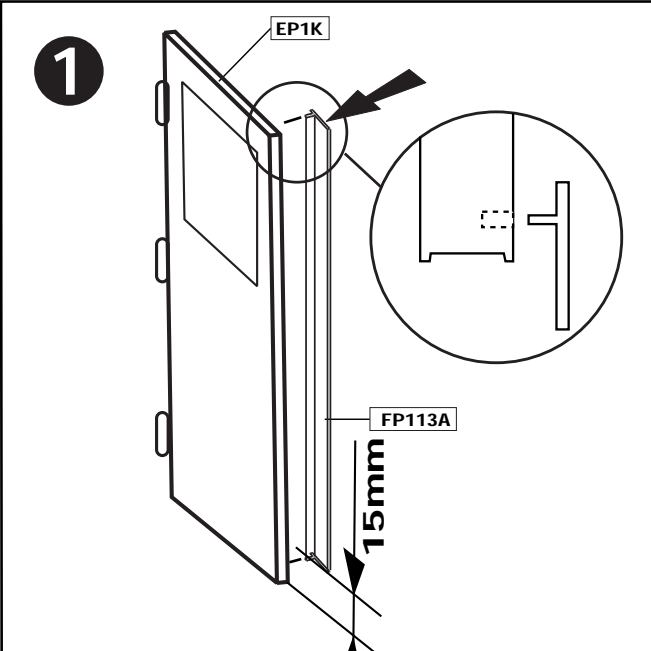

M8A (x16)



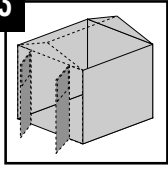
5.2



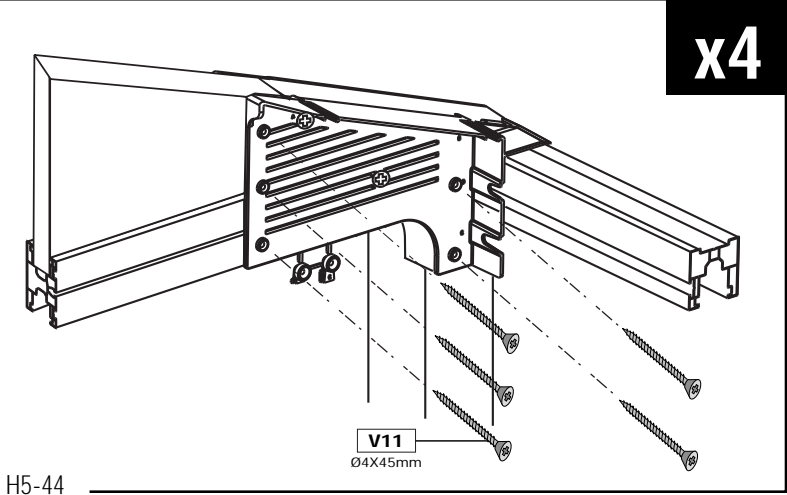
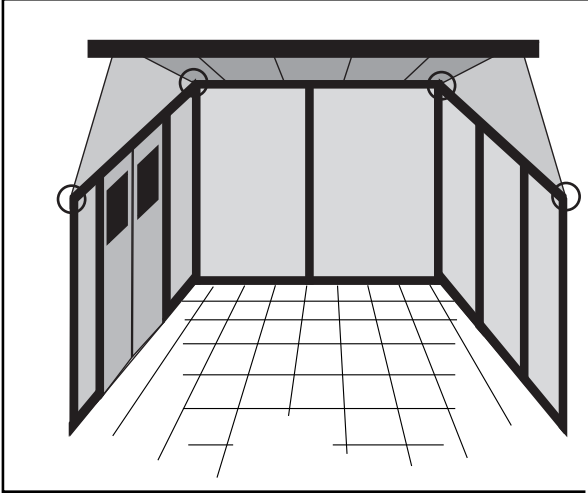
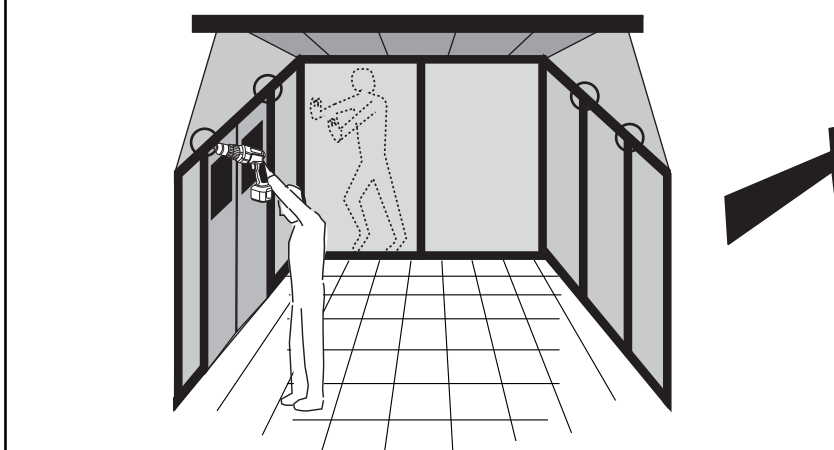
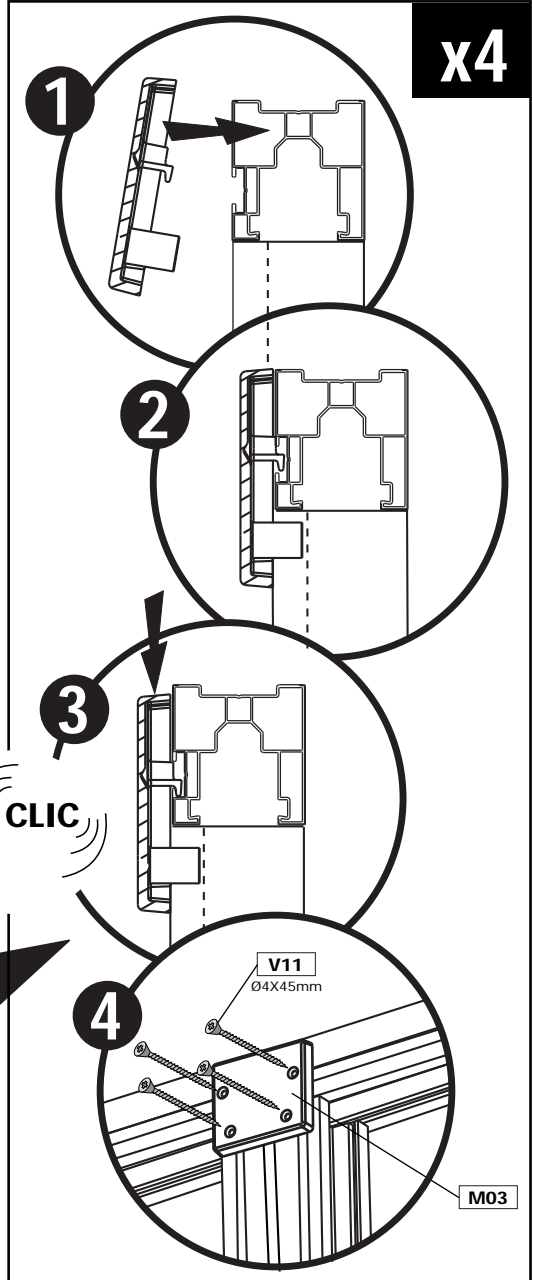
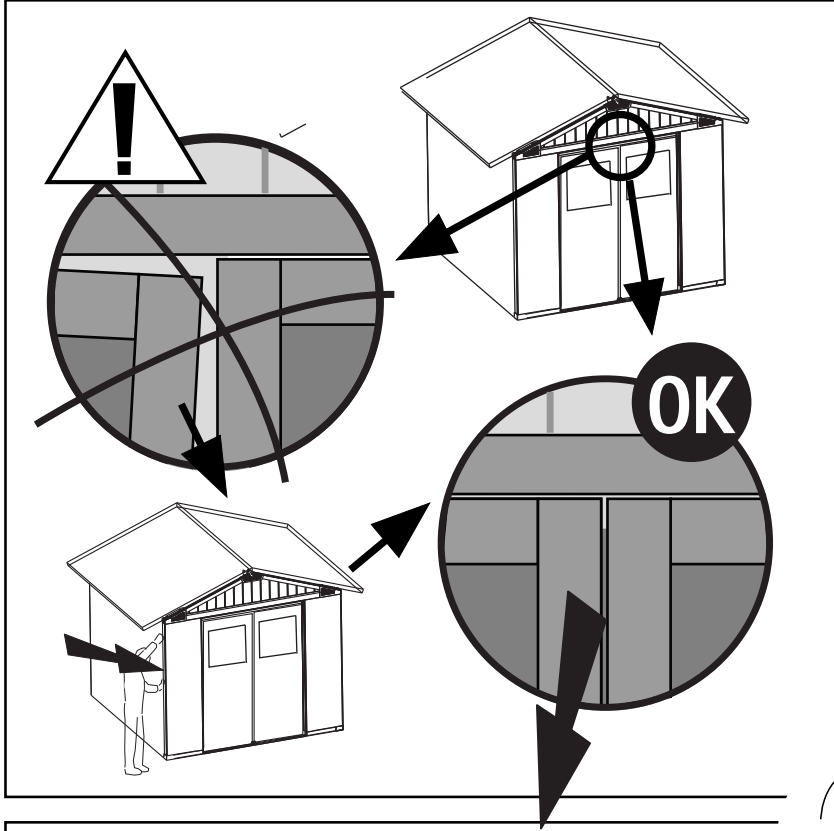
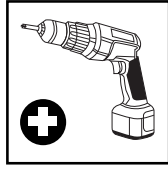
- FP113A (x1)
- K10 (x1)
- EP1K (x1)
- EP2K (x1)



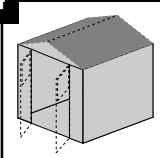
5.3



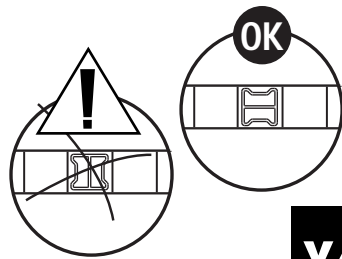
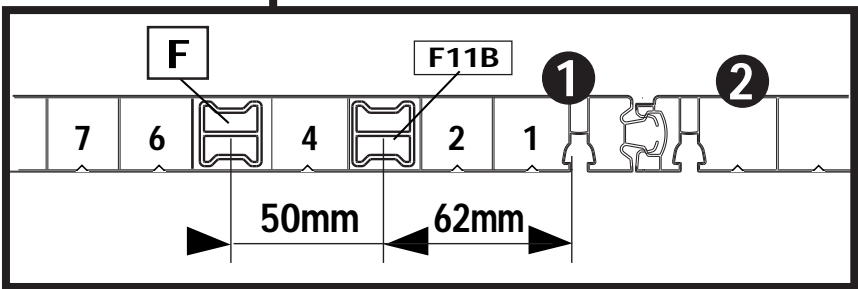
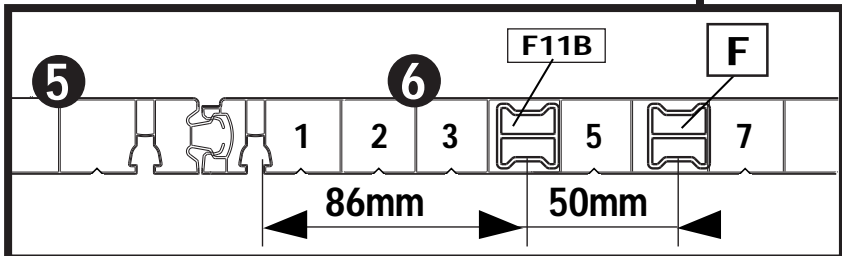
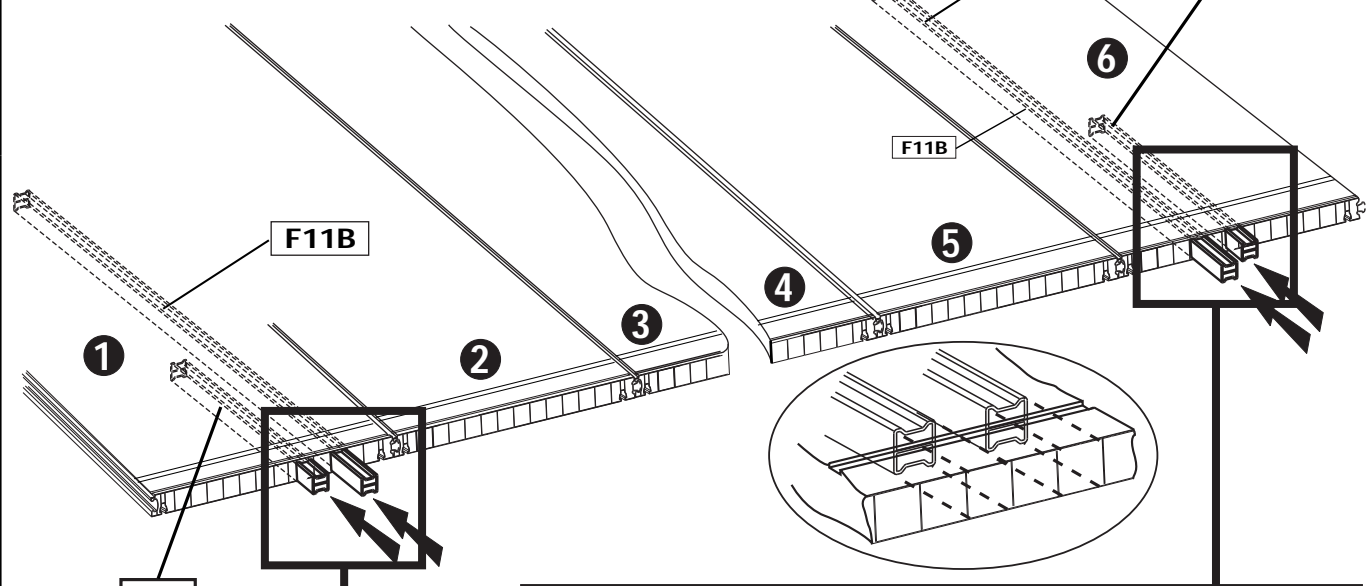
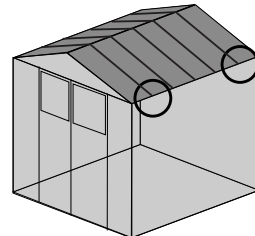
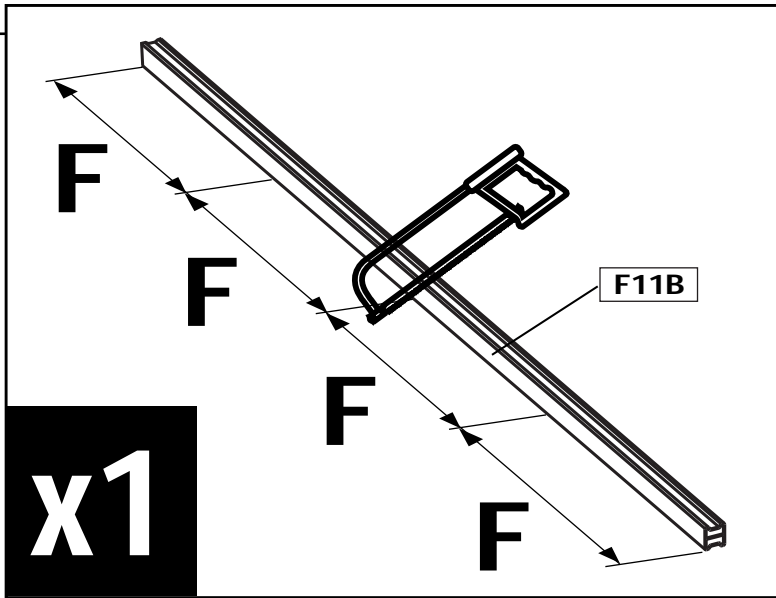
V11- SH02 (x16)
 M03 (x4)
 V11- SH02 (x20)



5.4

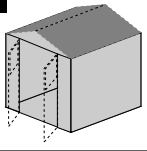


F11B (x5)

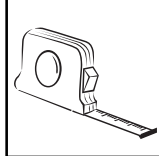
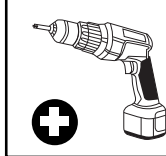


x4

5.5

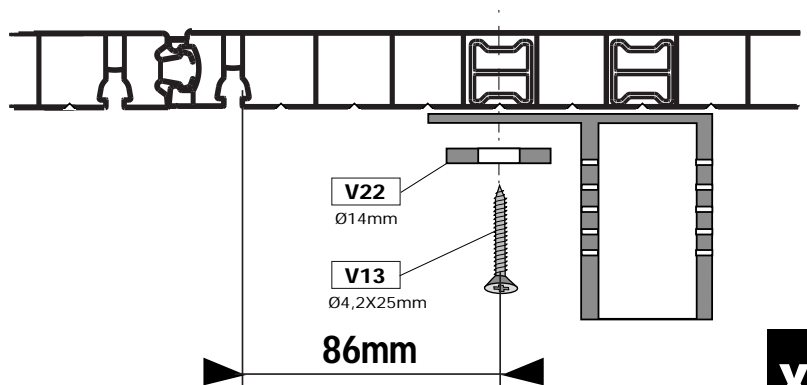
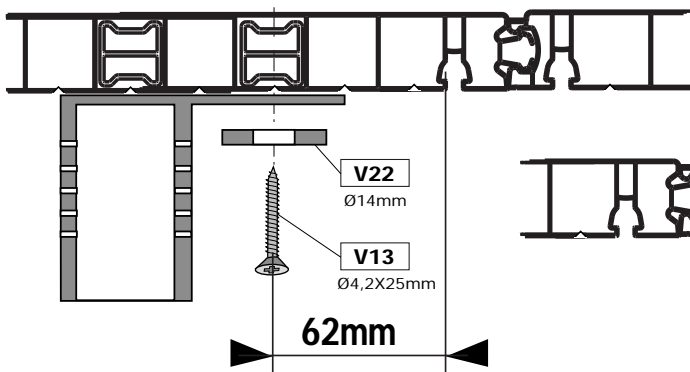
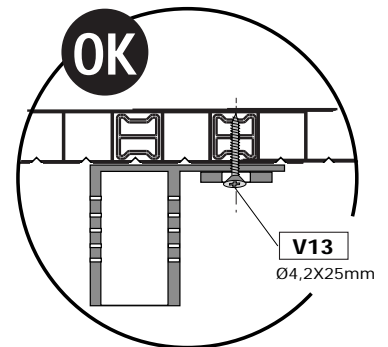
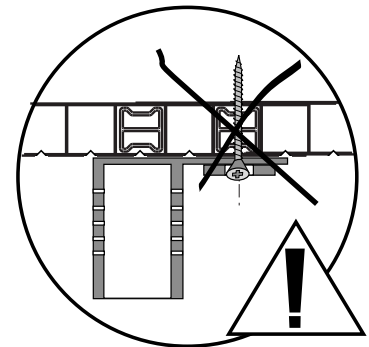
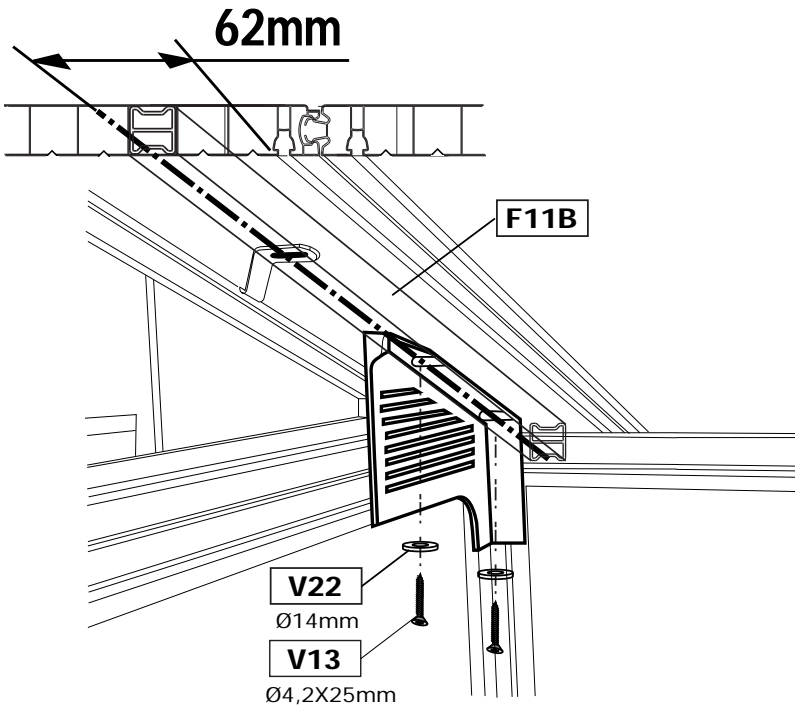
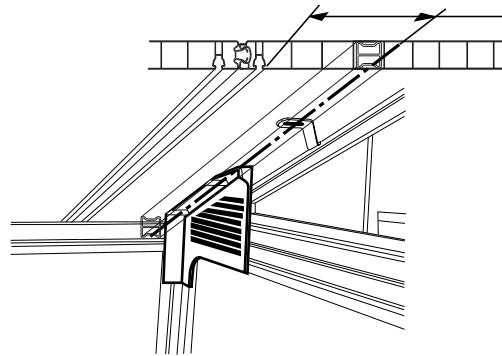
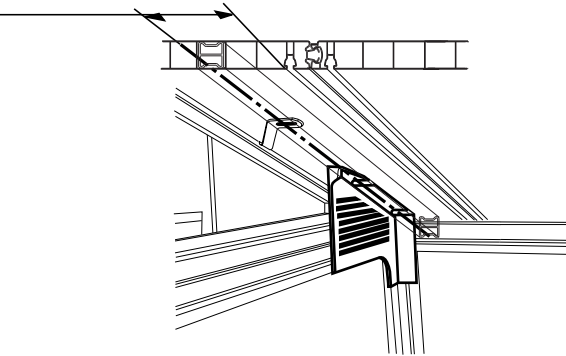


V13- SH03 (x8)
V22- SH07 (x8)



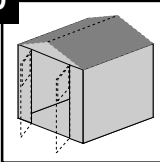
62mm

86mm

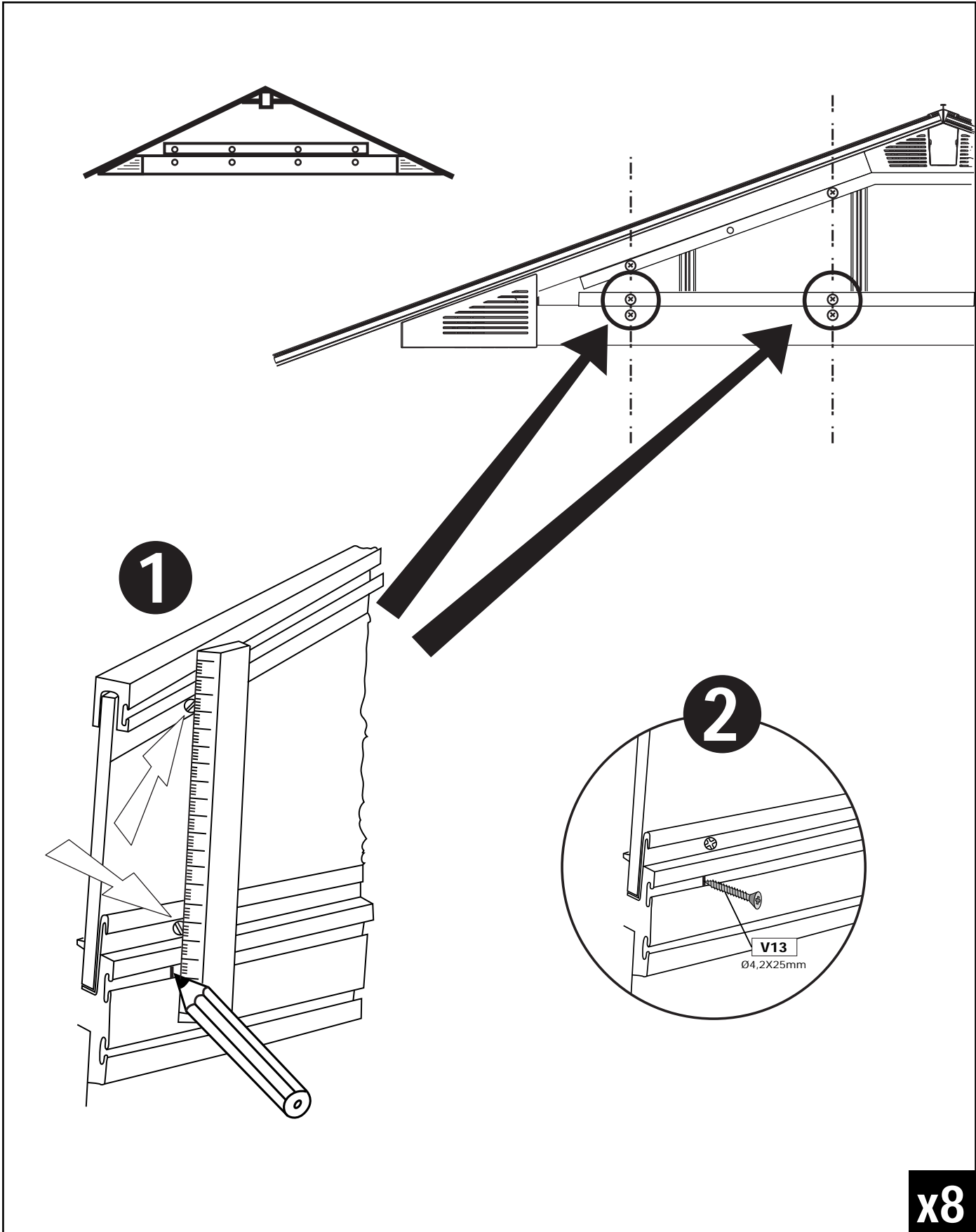
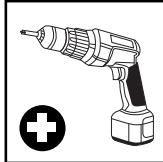
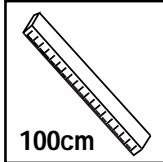


x8

5.6

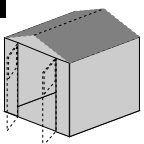


V13- SH03 (x8)

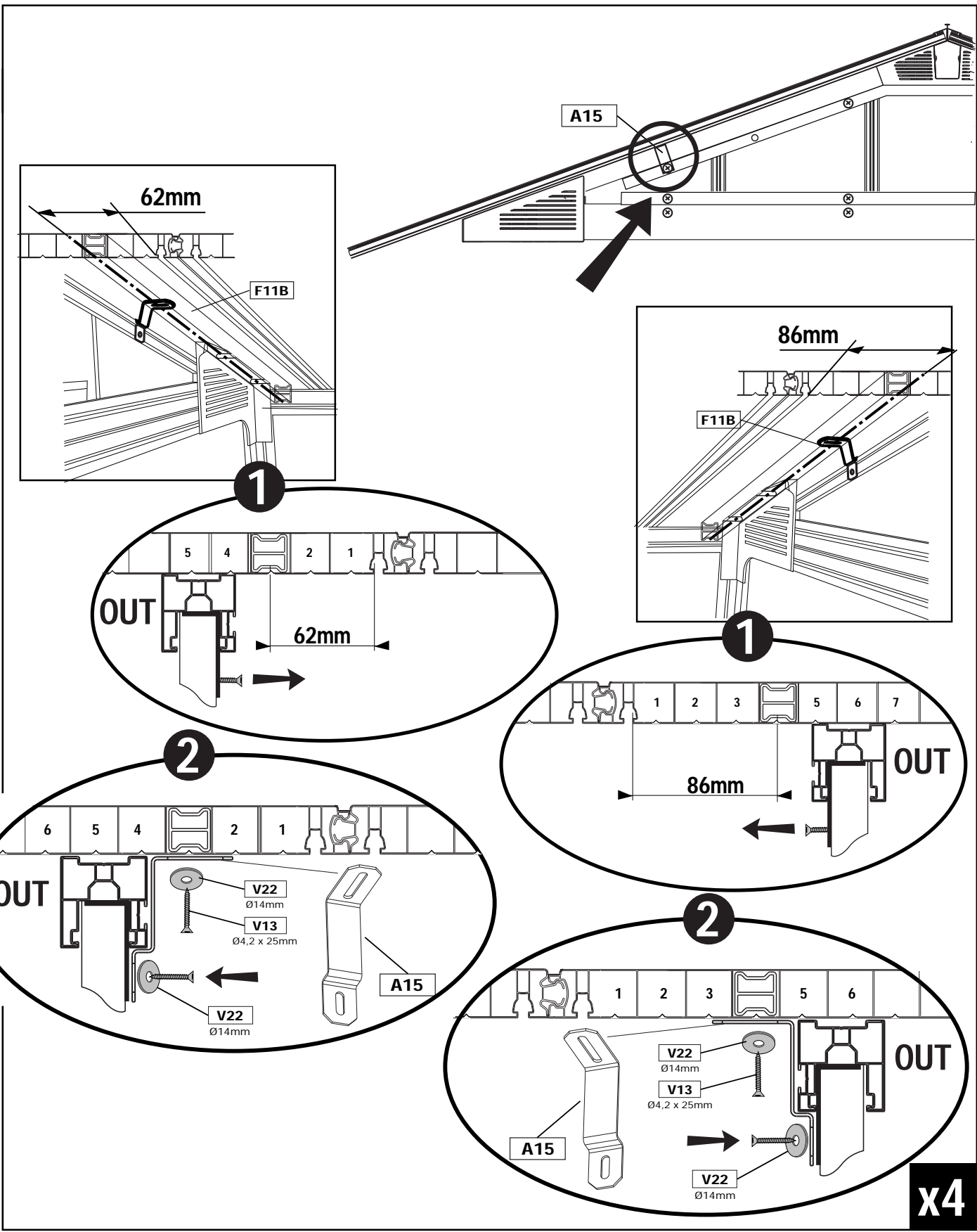
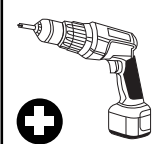


x8

5.7

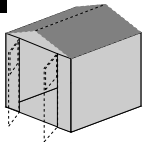


A15- SHA (x4)
V13 - SH03 (x4)
V22 - SH07 (x8)

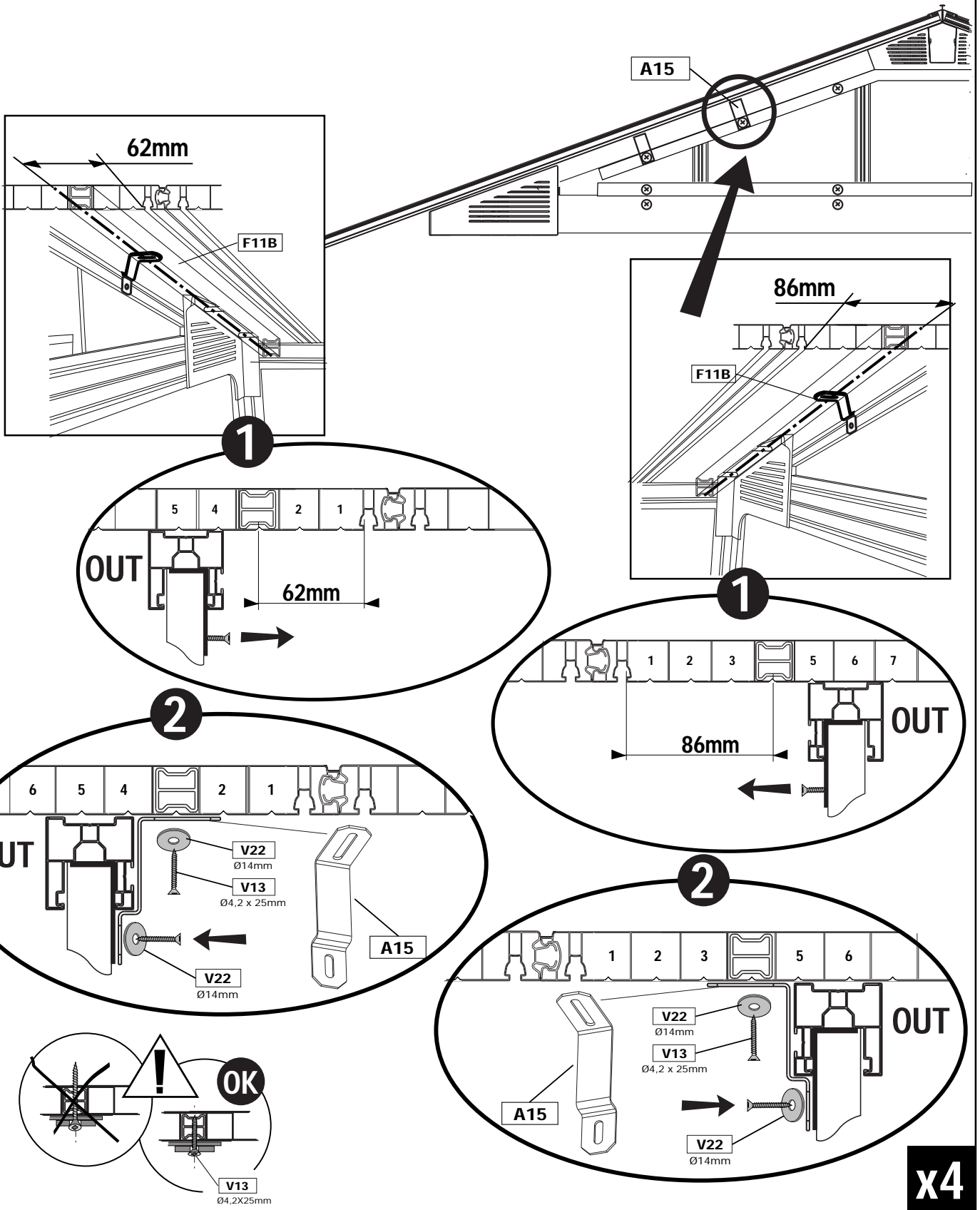

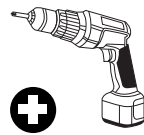


x4

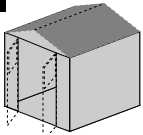
5.8



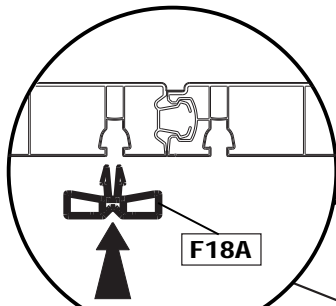
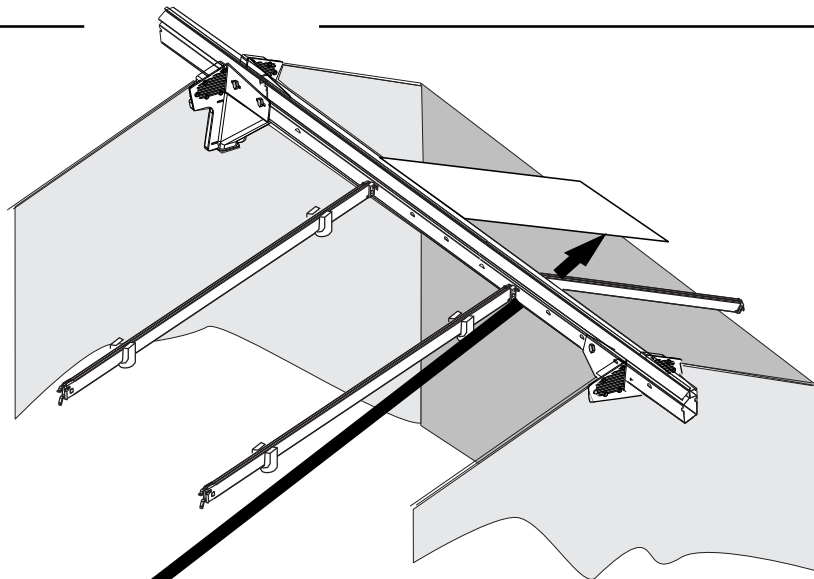
A15- SHA (x4)
V13- SH03 (x8)
V22- SH07 (x8)



5.8



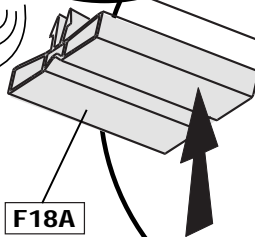
F18A-SHB (x6)
A22-SHB (x6)
V27-SHB (x12)



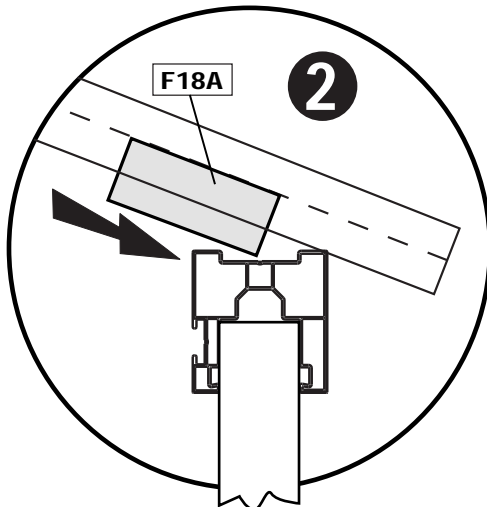
F18A

1

CLIC

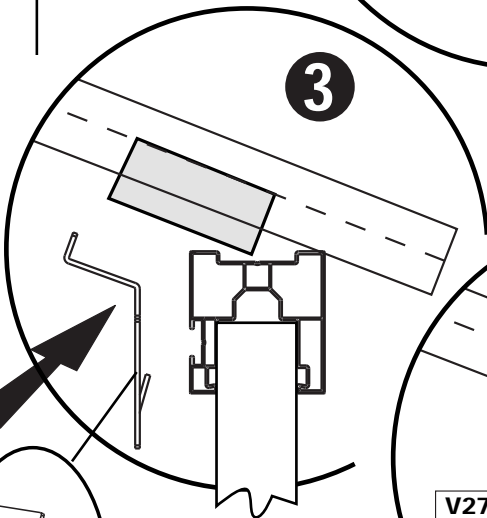


F18A



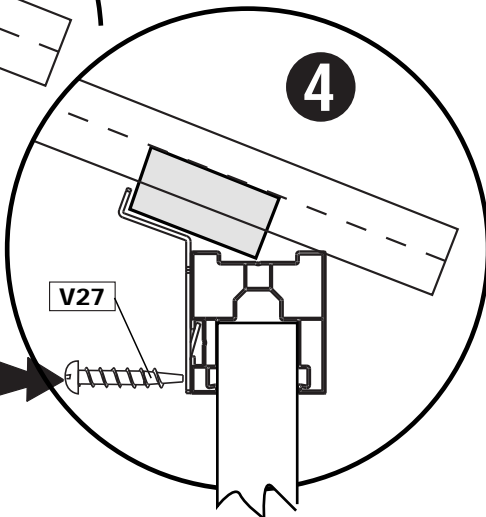
F18A

2



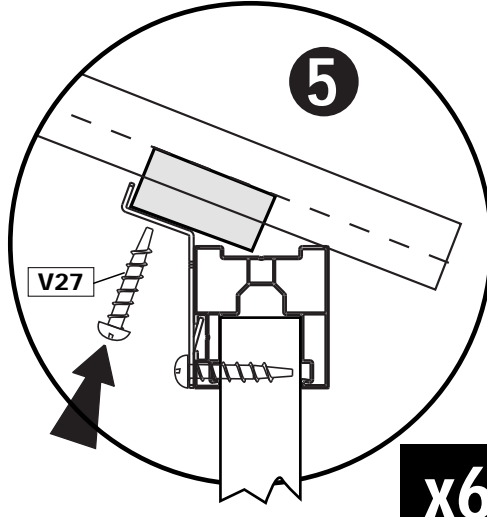
3

A22



V27

4

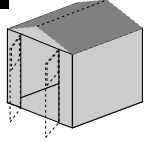


V27

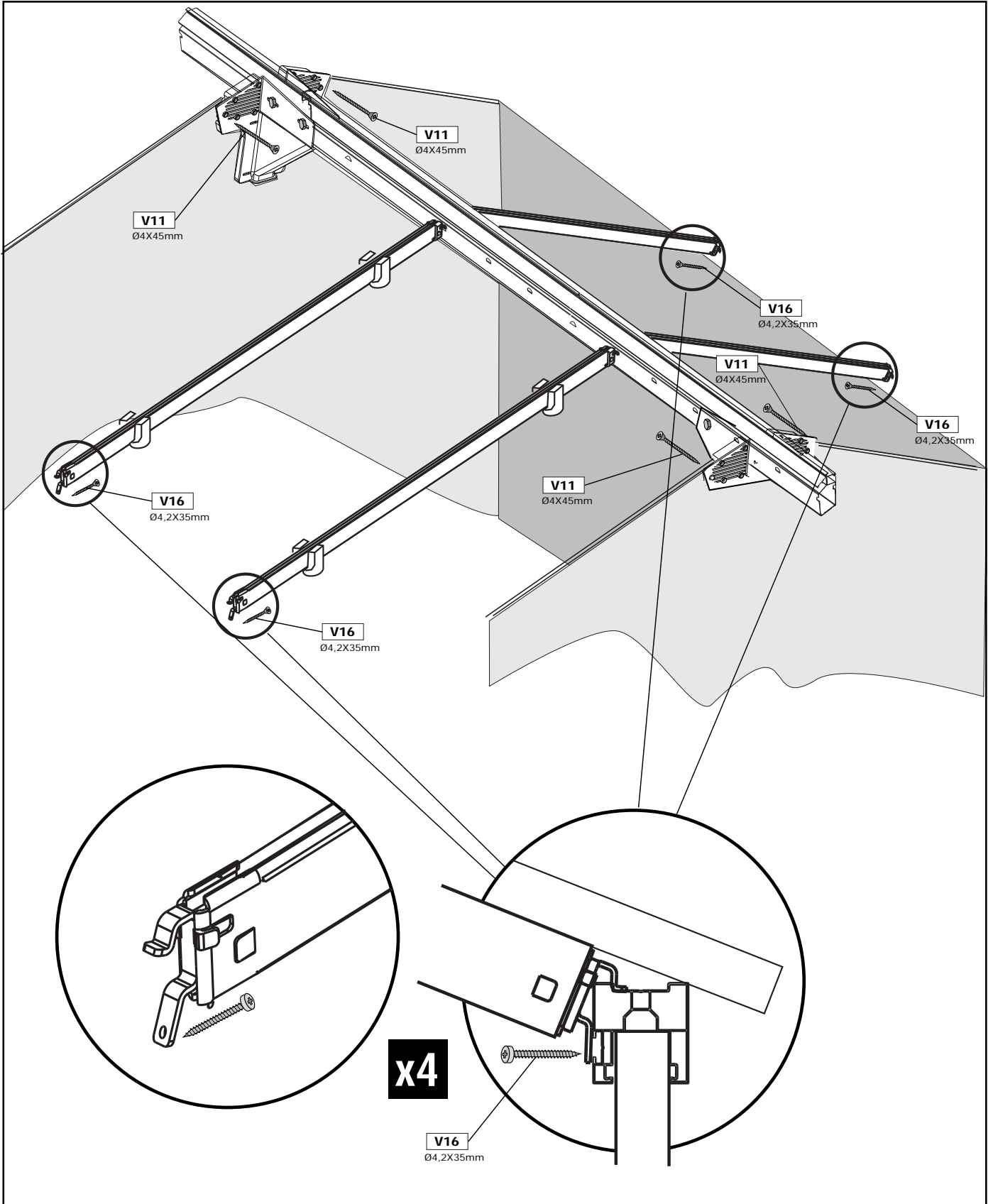
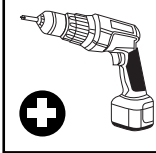
5

x6

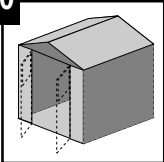
5.9



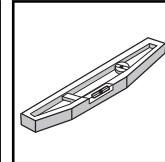
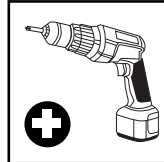
V16- SH05 (x4)
V11- SH02 (x4)



5.10



V11- SH02 (x24)
M03 (x6)
V11- SH02 (x12)



V11
Ø4.2x45mm

M03

M03

V11
Ø4x45mm

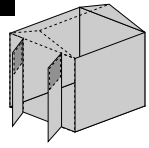
x6

M02A

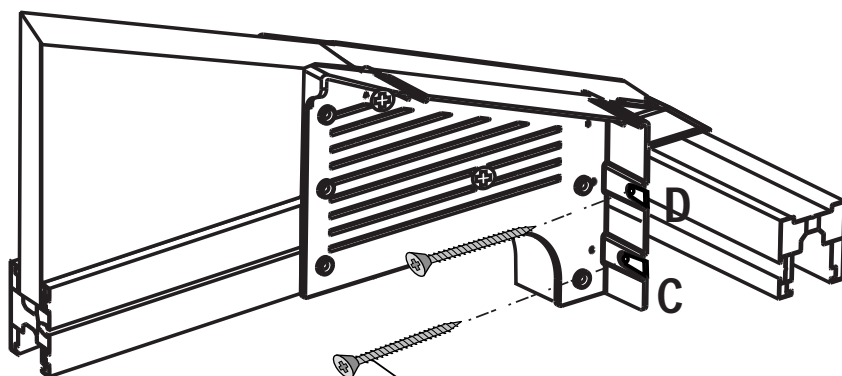
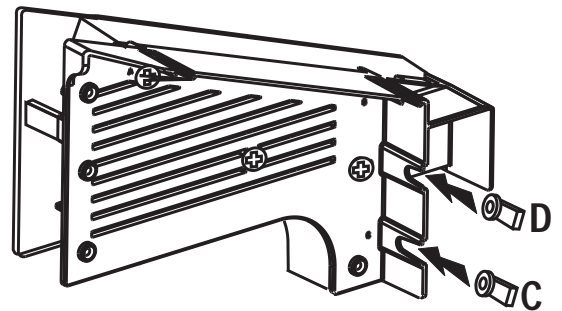
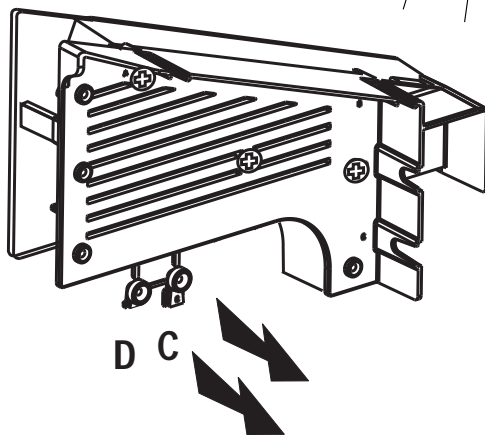
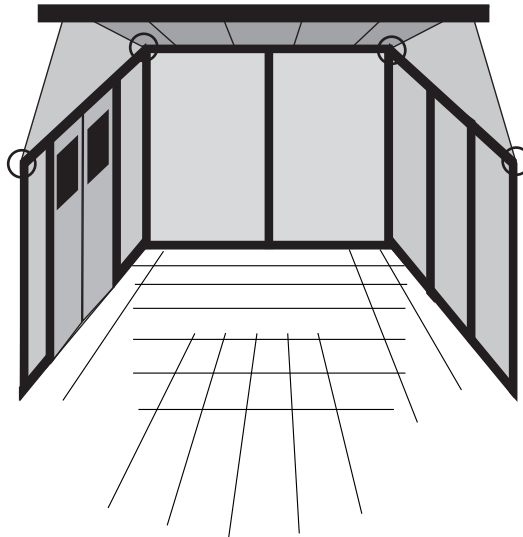

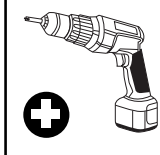
V11
Ø4x45mm

x4

6.0



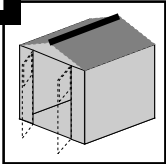
V11- SH02 (x8)



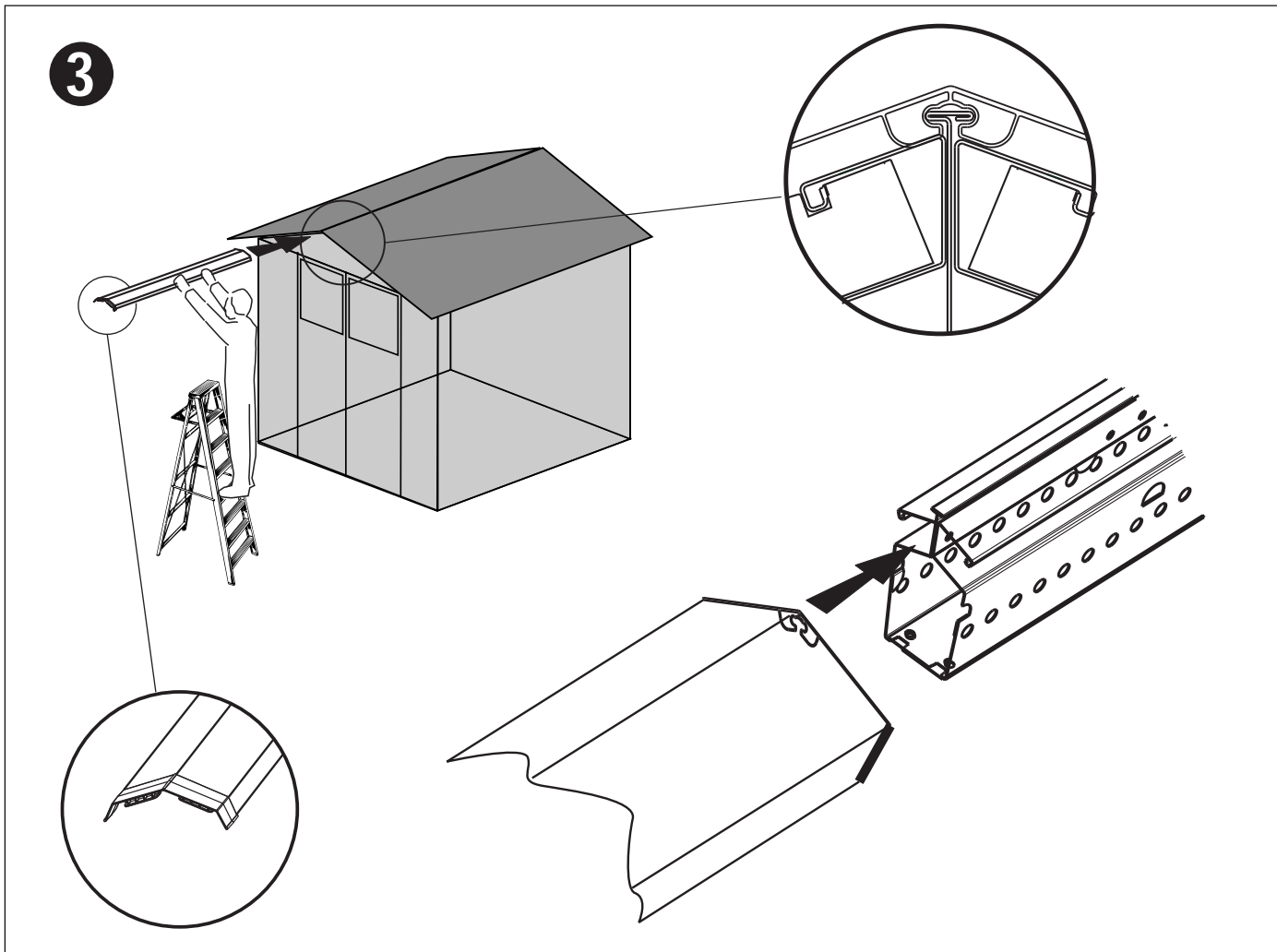
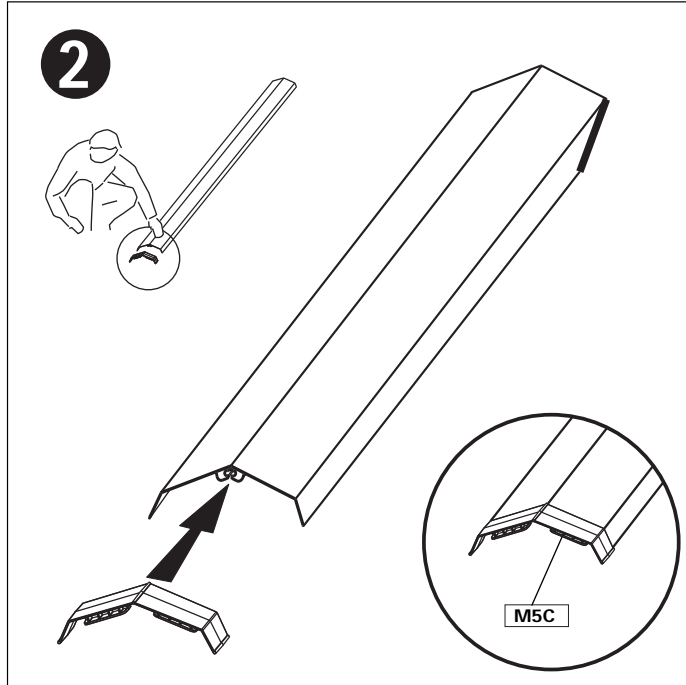
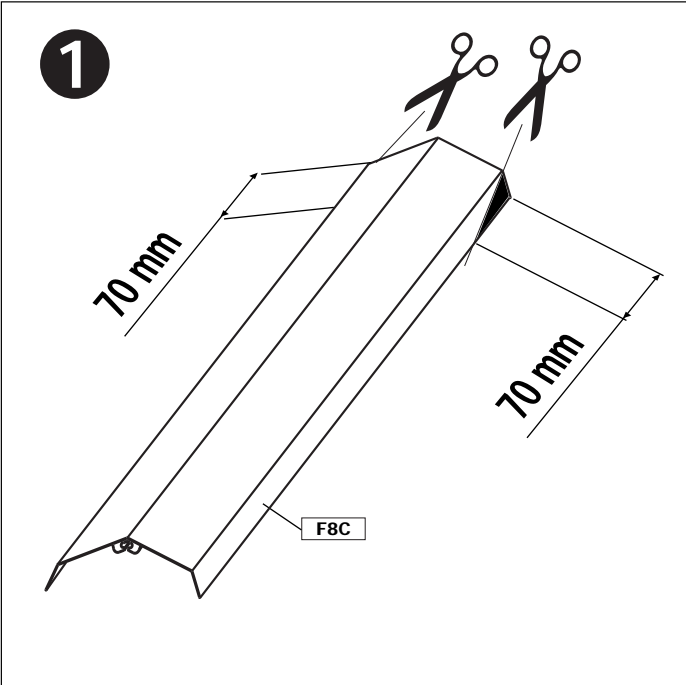
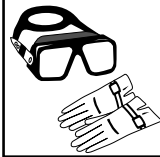
V11
Ø4X45mm

x4

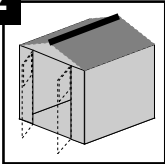
6.1



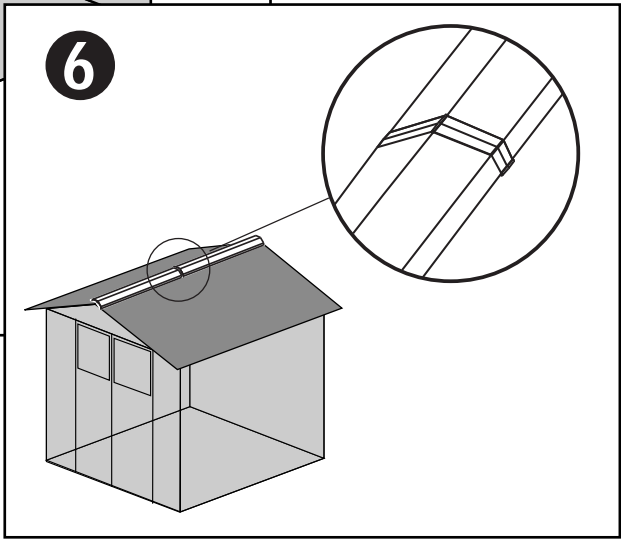
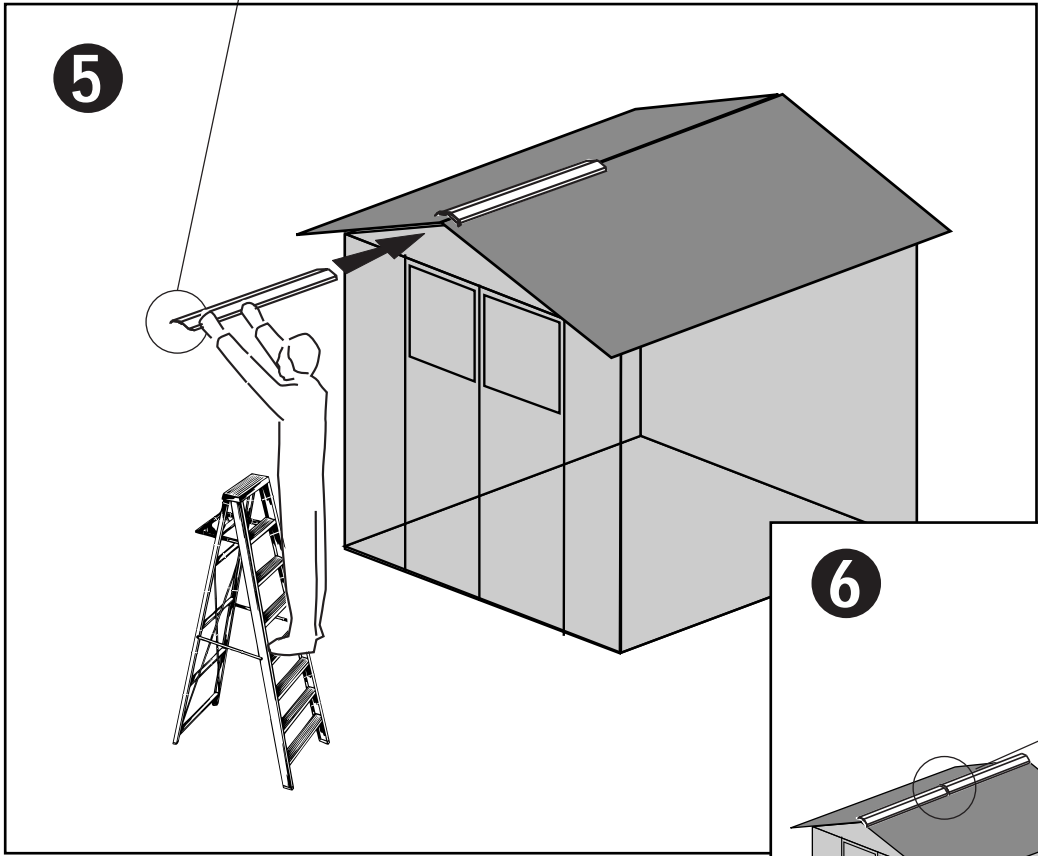
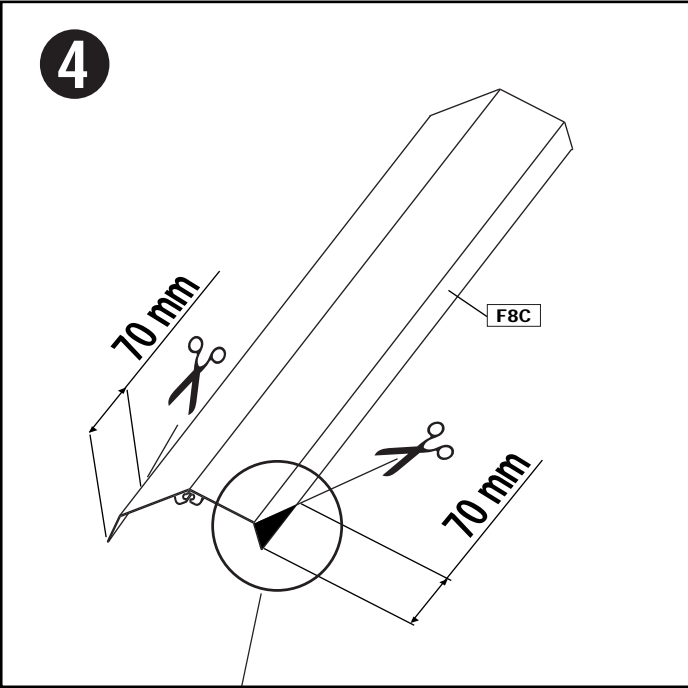

F8C (x1)
M5C (x1)



6.2

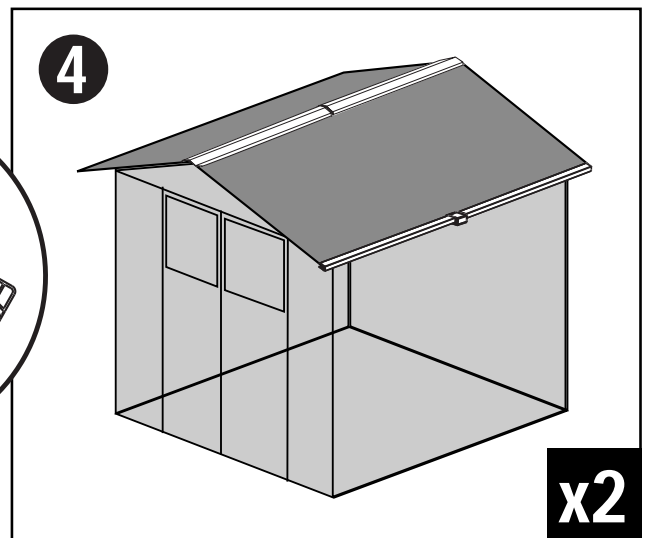
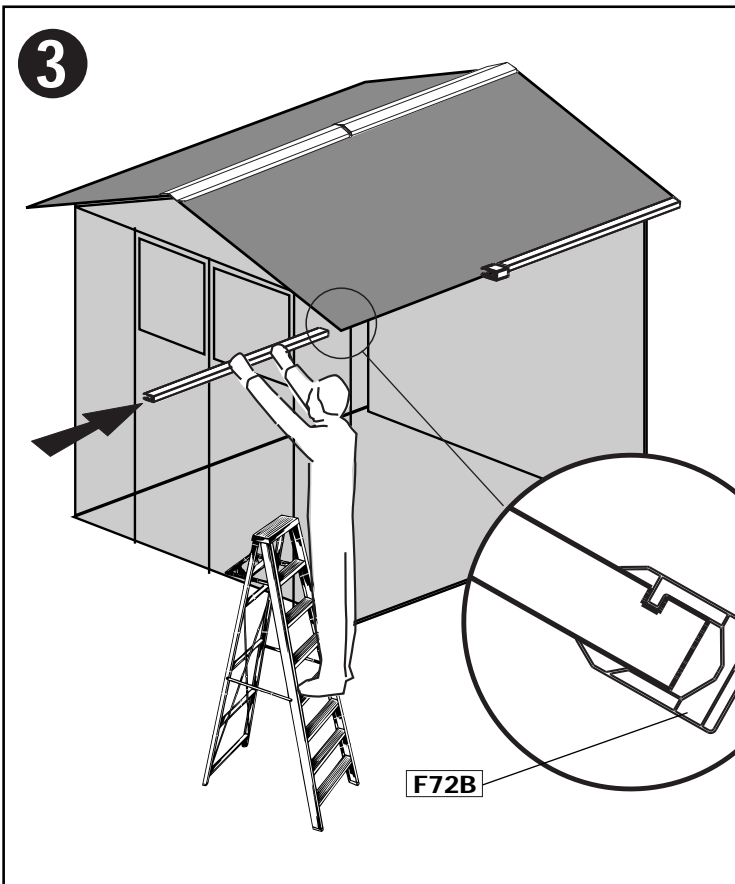
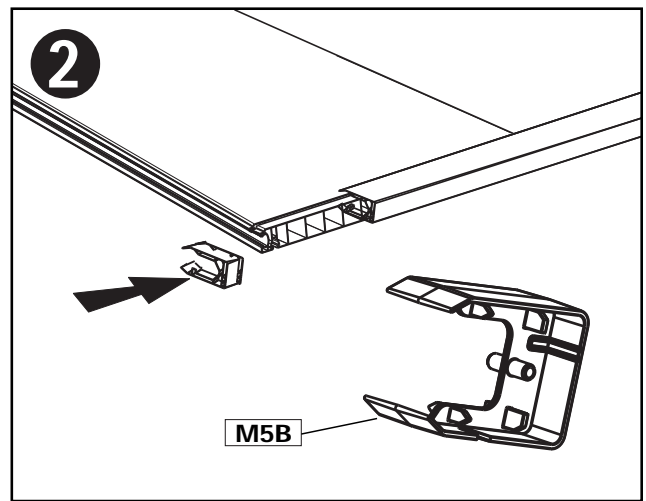
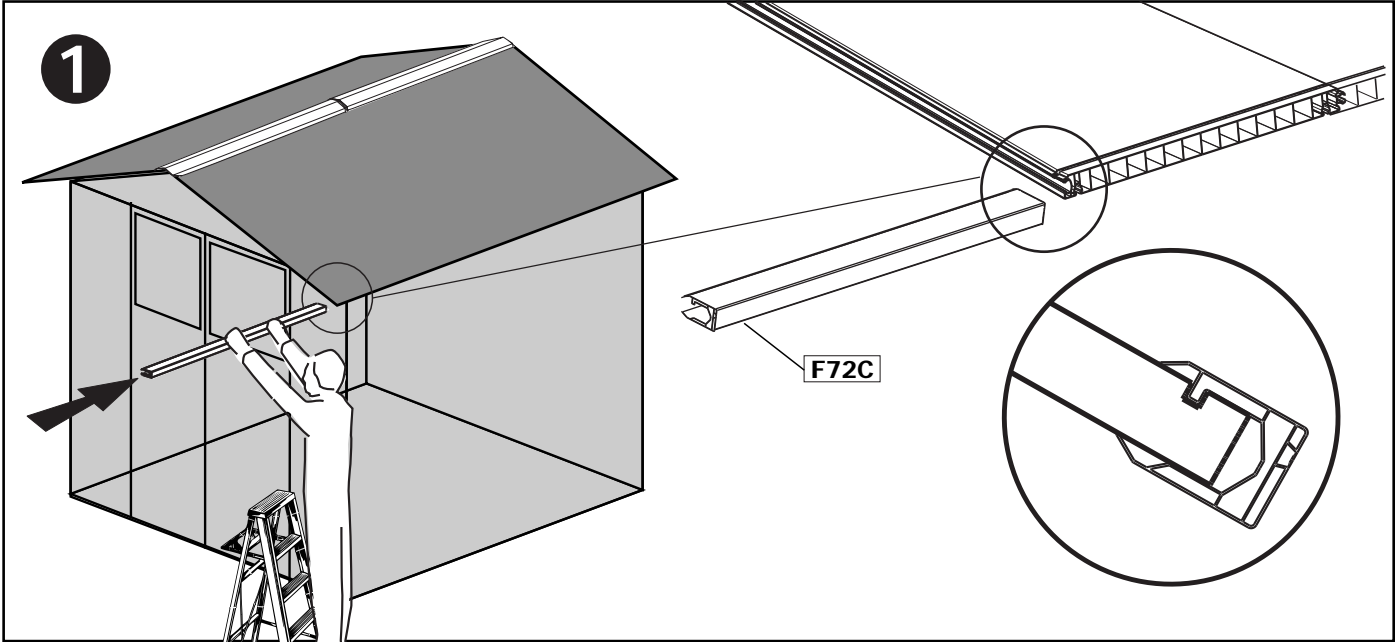


F8C (x1)

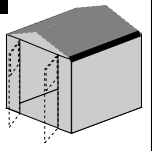




6.3

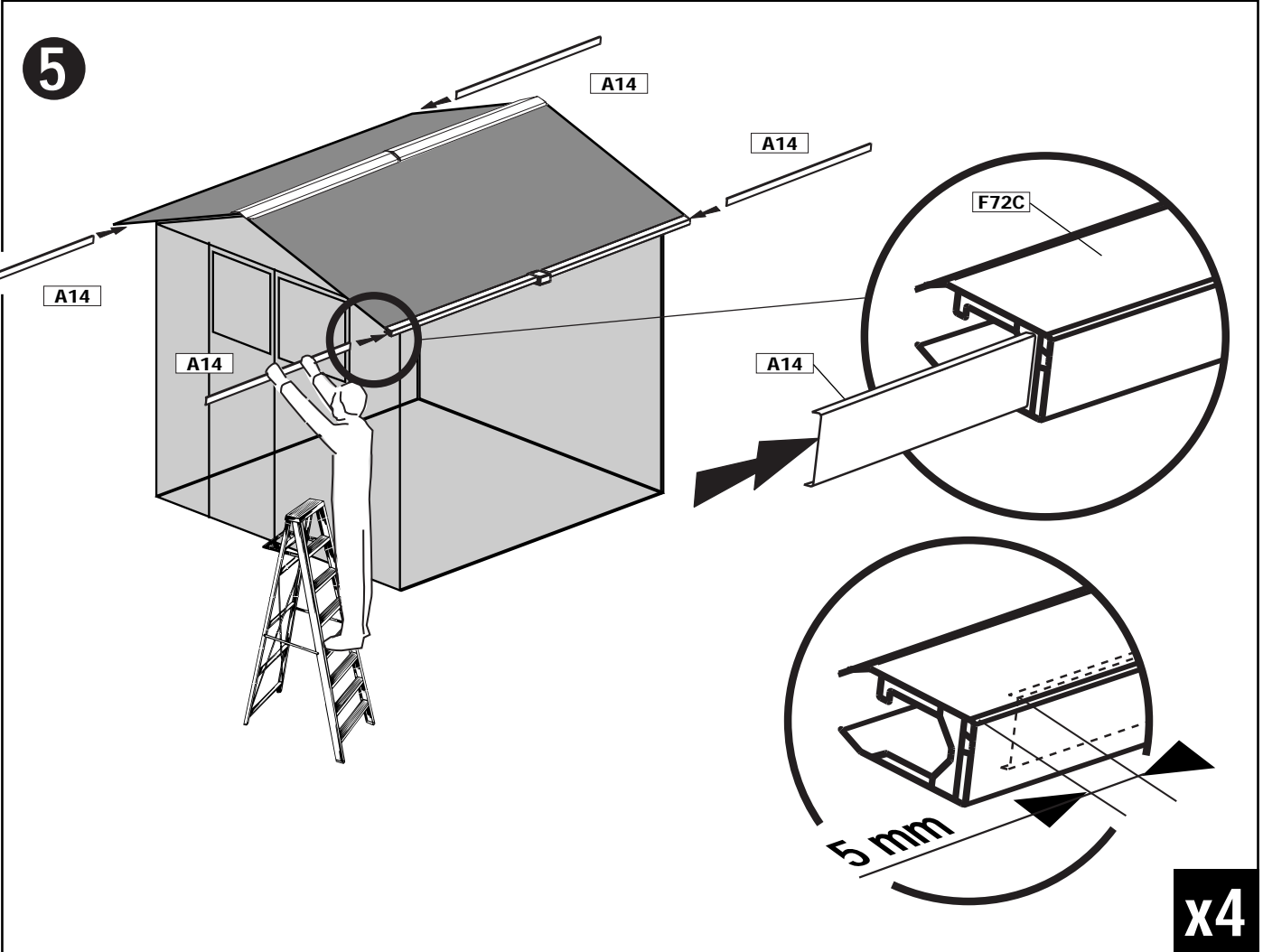
	F72C (x4) M5B (x2)					
--	-------------------------------------	--	--	--	--	--



6.4

	A14 (x4) M5F1 (x2) M5F2 (x2)					
---	---	---	--	--	--	--

5



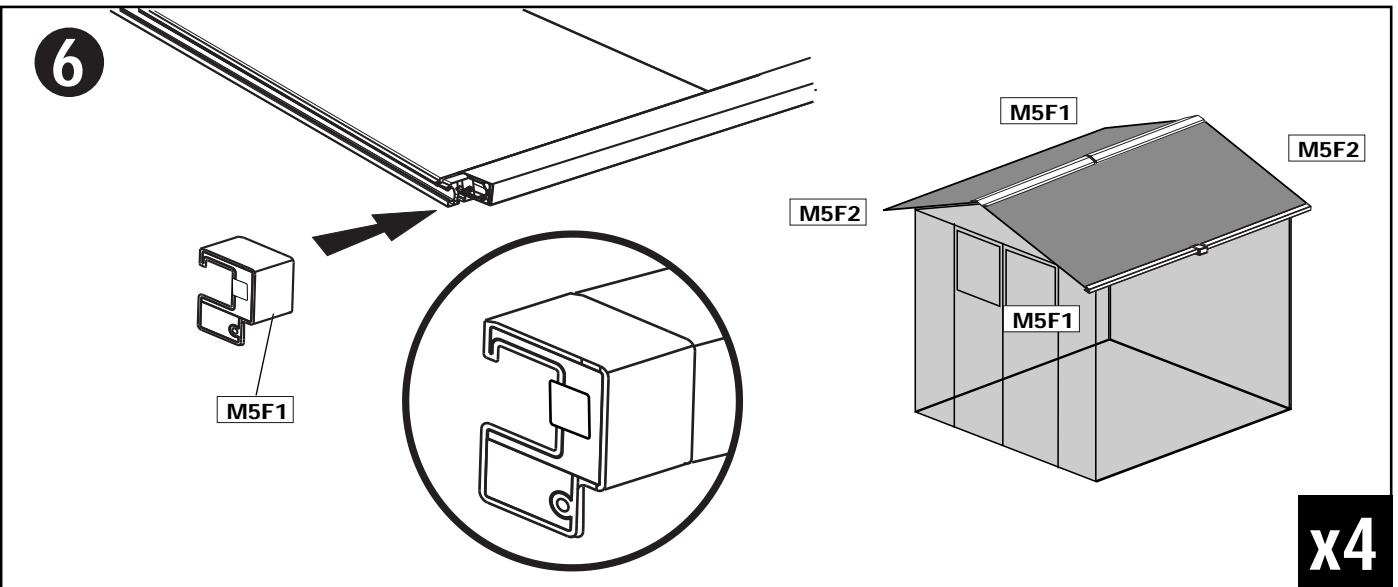
A14

F72C

5 mm

x4

6



M5F1

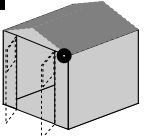


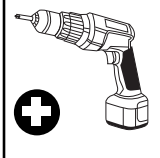
M5F2

M5F1

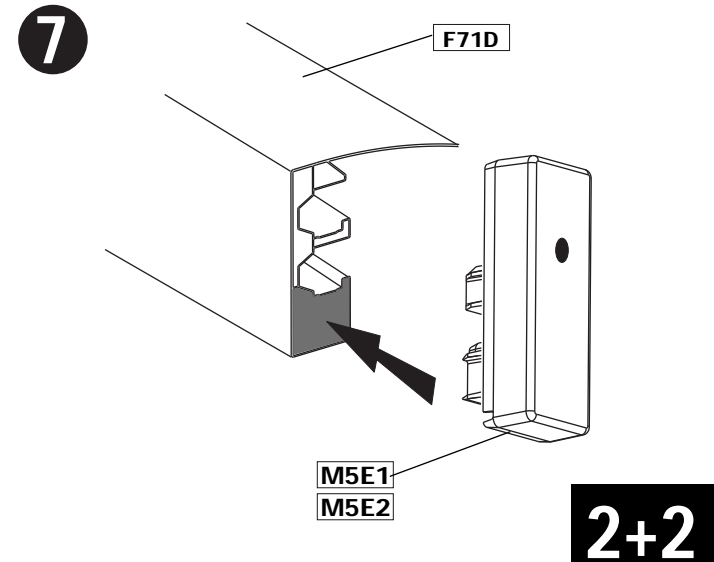
M5F2

x4

6.5

	F71D (x4) M5E1 (x2) M5E2 (x2) V20- SH08 (x4)					
---	---	---	--	---	--	--

7

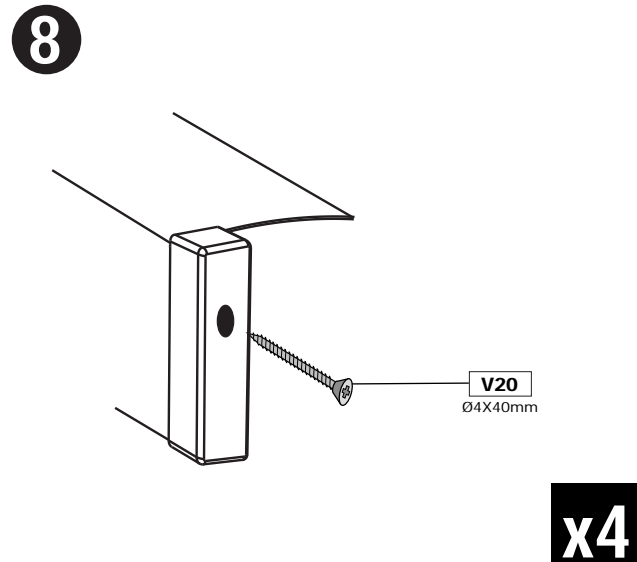


F71D

M5E1
M5E2

2+2

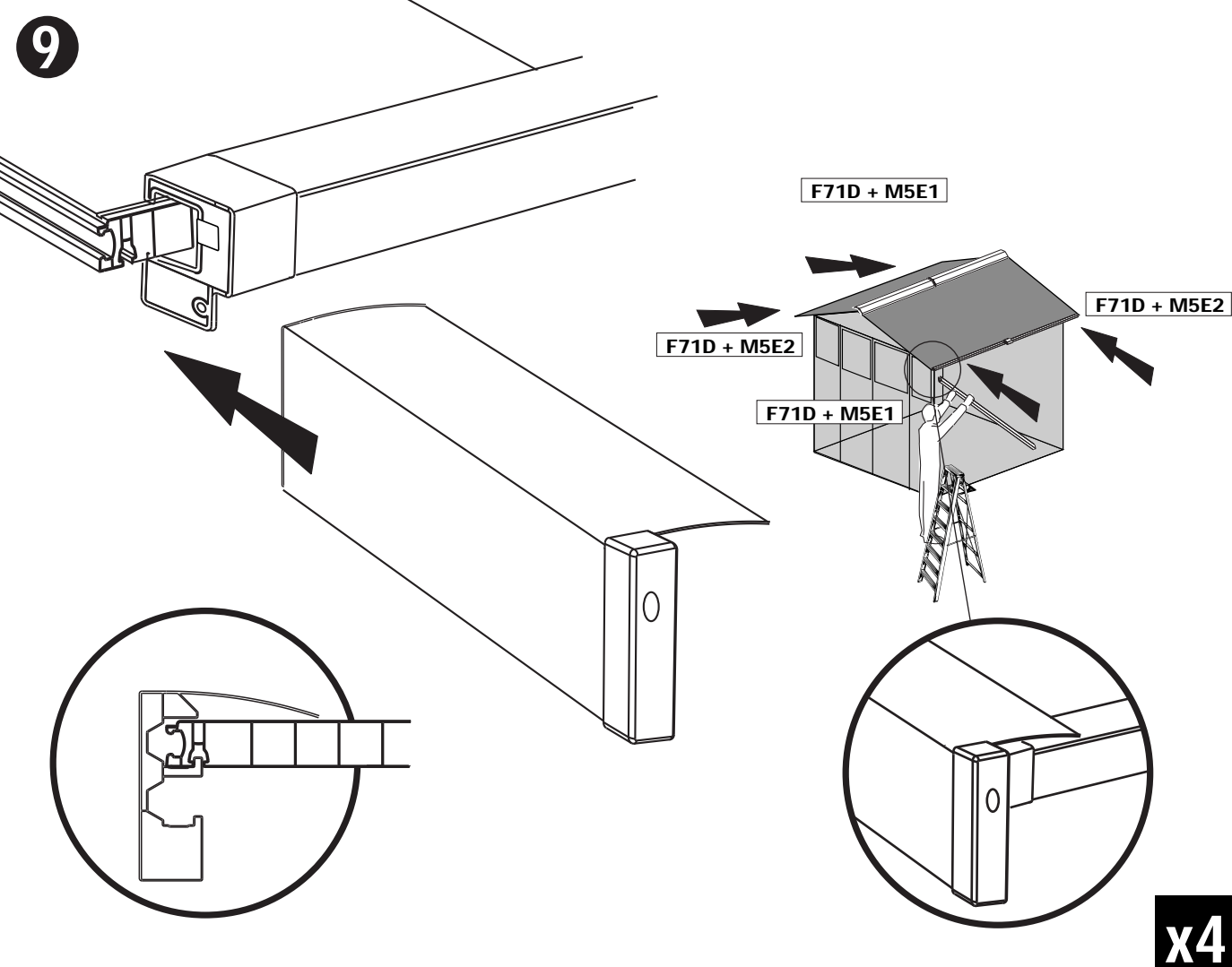
8



V20
Ø4X40mm

x4

9



F71D + M5E1

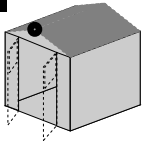
F71D + M5E2

F71D + M5E1

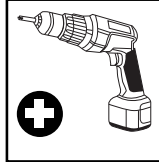

F71D + M5E2

x4

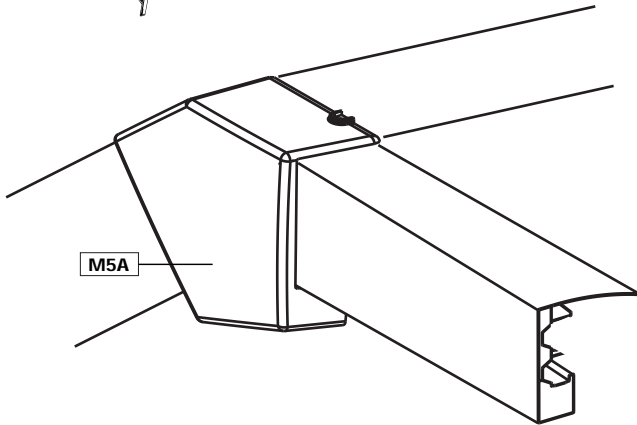
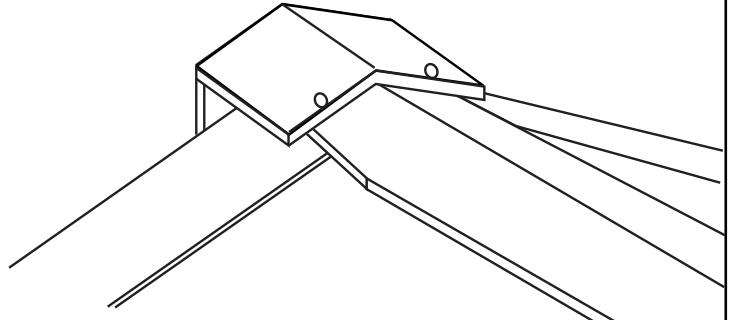
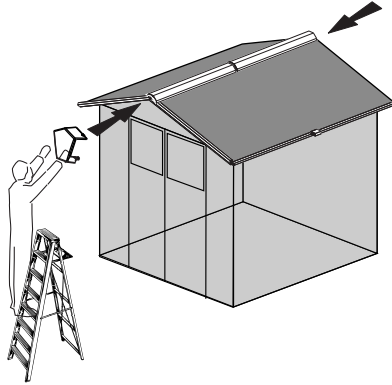
6.6



M5A (x2)
V20- SH08 (X4)
V13- SH03 (X16)

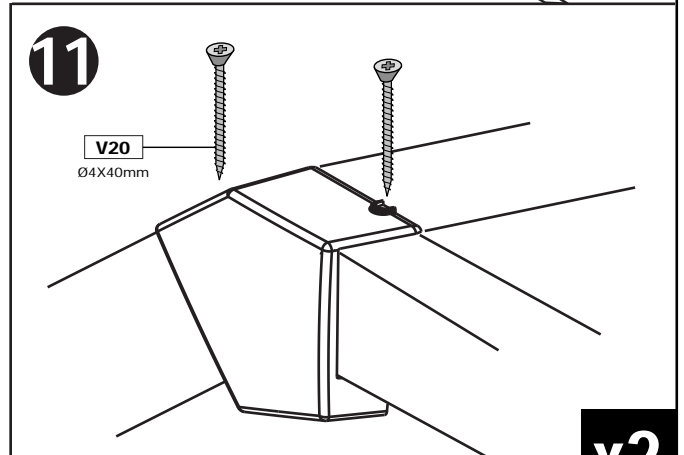


10



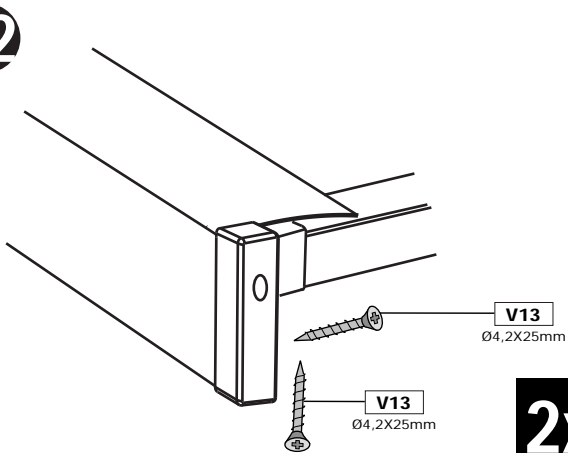
11

V20
Ø4X40mm



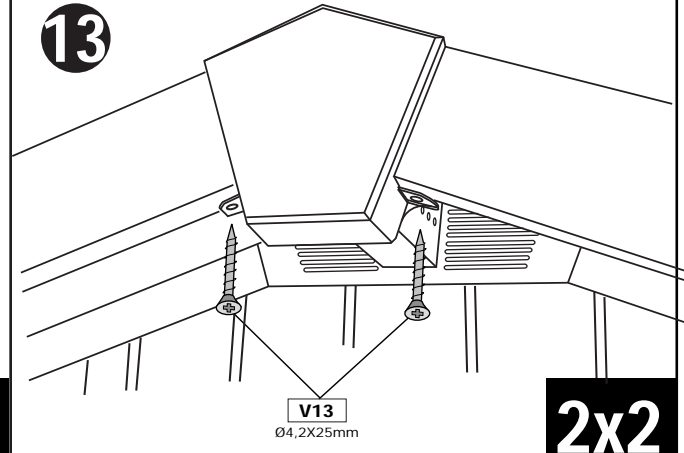
x2

12



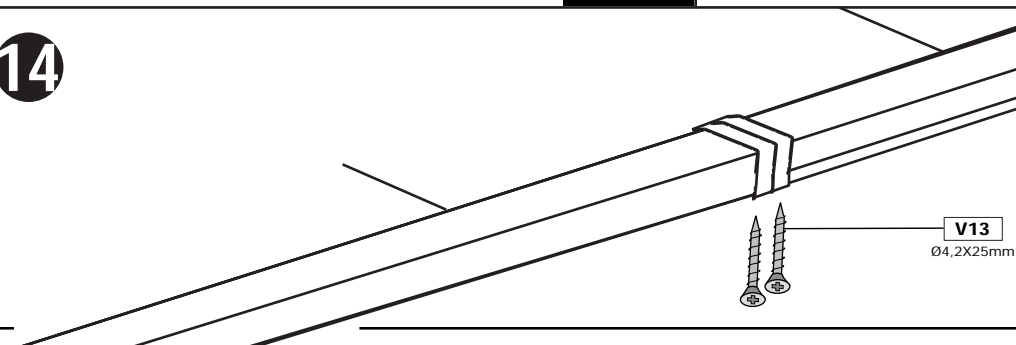
2x4

13



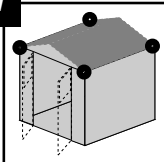
2x2

14


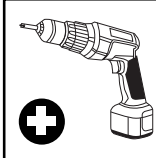


x2

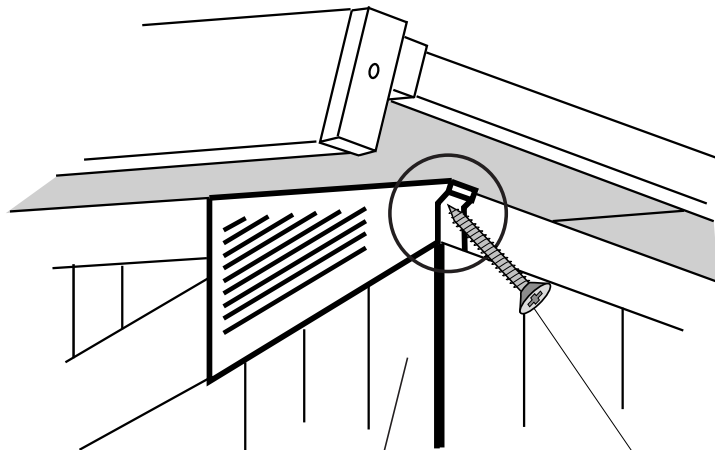
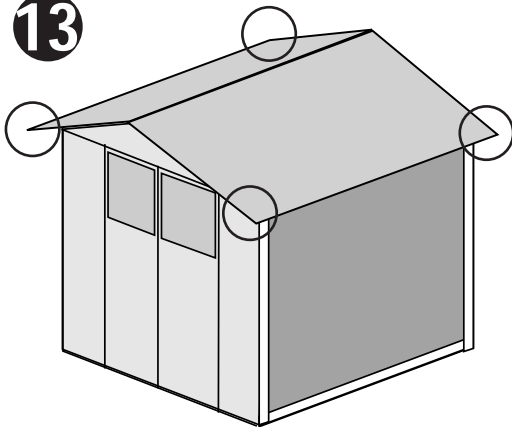
6.7



V20- SH08 (x4)

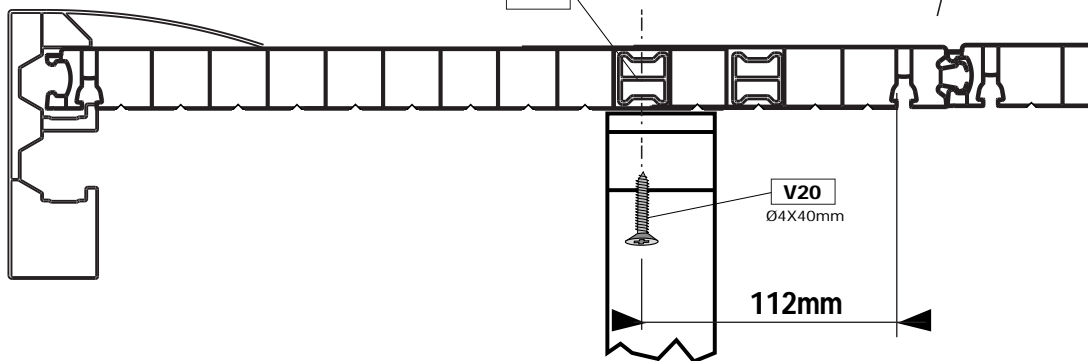


13

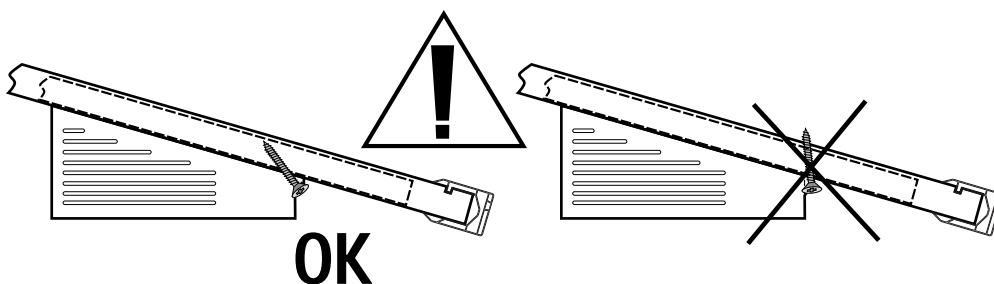
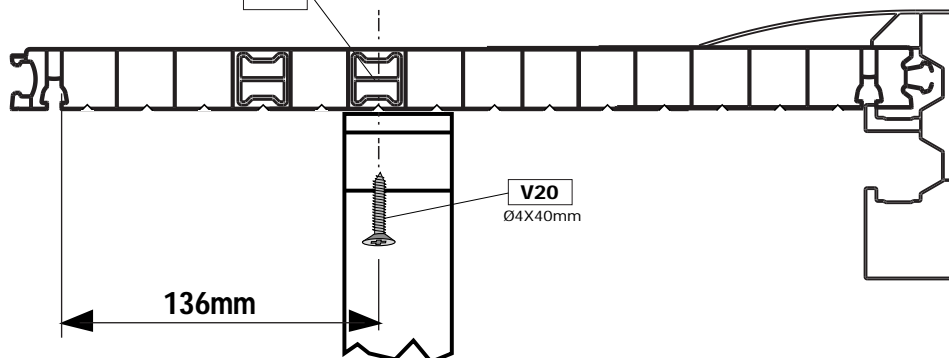


V20
Ø4X40mm

F



F



x4



INFORMATIONS ET GARANTIE

Cher Client, Chère Cliente,

Vous venez de faire l'acquisition d'un abri de jardin Grosfillex Garden Home. Nous vous félicitons de votre choix et vous remercions de la confiance que vous nous accordez.

Nous portons, depuis plus de 50 ans, une attention particulière à la qualité de nos produits. La qualité des matériaux utilisés fait l'objet de contrôles rigoureux et sans cesse renouvelés ceci afin de vous délivrer un produit conforme à votre attente.

INFORMATIONS

L'abri de jardin dont vous venez de faire l'acquisition a été conçu en vue d'une utilisation privative. Il n'est donc en aucun cas conçu pour recevoir du public ou servir à l'exercice d'une activité commerciale.

Selon l'emplacement où elle est réalisée et selon la surface concernée, la construction de votre abri de jardin peut être soumise à une déclaration de travaux ou à une demande préalable de permis de construire. Nous vous conseillons donc de vous rapprocher de la Mairie compétente pour obtenir toutes informations utiles avant démarrage de vos travaux.

Nous attirons enfin votre attention sur certaines pratiques fortement déconseillées :

- travaux à l'aide d'une flamme nue à proximité ou à l'intérieur de l'abri,
- édification de l'abri à un emplacement fortement exposé au vent,
- défaut de fixation de l'abri au sol,
- fixation de l'abri à même le sol sans fondation,
- présence prolongée dans l'abri en cas d'exposition à une forte chaleur tout particulièrement pour les nourrissons, jeunes enfants ou personnes âgées

MODALITES DE GARANTIE

Votre abri de jardin bénéficie, comme tous les produits de notre gamme, de la garantie Grosfillex selon les modalités suivantes :

L'abri de jardin et ses composants sont garantis contre tout défaut de matière ou de fabrication pendant une durée de 10 ans et ce, à compter de la date d'achat figurant sur votre facture ou ticket de caisse.

En cas de réclamation, vous devez impérativement rappeler le numéro de série de votre abri Garden Home ainsi que la référence de la pièce défectueuse et présenter votre justificatif d'achat (facture, ticket de caisse). Ces informations sont rappelées sur votre notice de montage ainsi que sur notre site www.grosfillex-gardenhome.com. Pensez donc à conserver précieusement votre justificatif d'achat et votre notice de montage.

Dans le cas du remplacement d'une pièce manquante ou défectueuse couverte par la garantie, Grosfillex s'engage à vous délivrer, sans frais, ladite pièce dans les plus brefs délais. Dans le cas où une pièce couverte par la garantie n'est plus disponible, Grosfillex la remplacera par une pièce adaptable et de qualité identique.

En cas de problème sur votre abri Garden Home, nous vous prions de contacter notre service consommateurs via notre site Internet (www.grosfillex-gardenhome.com) ou par courrier, à l'adresse suivante :

GROSFILLEX S.A.S.
S.A.V. Garden Home
Arbent
01100 OYONNAX
FRANCE

Nous répondrons dans les plus brefs délais à votre réclamation.

EXCLUSIONS DE GARANTIE

Nous vous informons que notre garantie est par contre exclue dans les cas suivants :

- modification ou altération du produit par le client,
- non-respect des préconisations de montage, d'utilisation ou d'entretien,
- utilisation de pièces ou de composants non fournis par Grosfillex,
- usage excessif de la force lors de l'assemblage des composants,
- altération du PVC due à l'émanation de produits chimiques entreposés dans l'abri,
- déformation de l'abri due à l'entreposage d'objets lourds contre les parois,
- fixation de crochets, de vis, de supports ou de systèmes de suspension autres que ceux fournis ou préconisés par Grosfillex,
- décoloration progressive du PVC due à l'exposition aux rayons solaires,
- usure liée à l'utilisation et/ou au vieillissement normal du produit,
- usage de produits abrasifs ou de détergents pour nettoyer votre abri Garden Home,
- déformation due à l'absence de fondations ou à des fondations défectueuses,
- dégâts provoqués par des aléas climatiques exceptionnels (tempêtes, ouragans, foudre, inondations),
- chocs causés par des projectiles.



HINWEISE UND GARANTIELEISTUNG

Liebe Kundin, lieber Kunde,

Sie haben soeben ein Garden Home Gartenhaus von Grosfillex erworben. Wir beglückwünschen Sie zu Ihrer Wahl und bedanken uns bei Ihnen für das Vertrauen, das Sie uns entgegengebracht haben.

Seit über 50 Jahren legen wir besonderen Wert auf die Qualität unserer Produkte. Die Qualität der verwendeten Materialien unterliegt strengen Kontrollen, die in regelmäßigen Abständen wiederholt werden, damit das gelieferte Produkt stets Ihren Anforderungen entspricht.

INFORMATIONEN

Das von Ihnen erworbene Gartenhaus wurde für privaten Gebrauch entwickelt. Es ist somit auf keinen Fall für den Publikumsempfang oder für die Ausübung einer kommerziellen Tätigkeit geeignet.

Je nach Standort und betroffener Standfläche kann der Bau Ihres Gartenhauses von einer entsprechenden Bauerklärung oder einem vorherigen Baugenehmigungsantrag abhängen. Wir empfehlen Ihnen somit, sich an Ihr zuständiges Bürgermeisteramt zu wenden und dort die erforderlichen Informationen einzuholen, bevor Sie mit den Arbeiten beginnen.

Wir lenken ferner Ihre Aufmerksamkeit auf bestimmte Praktiken, von denen wir Ihnen strengstens abraten:

- nicht mit einer offenen Flamme in der Nähe oder im Inneren des Gartenhauses arbeiten
- das Gartenhaus nicht dort aufstellen, wo es starken Winden ausgesetzt wird
- Fehler bei der Befestigung des Gartenhauses am Boden vermeiden
- die Installation des Gartenhauses ohne Fundament ist untersagt. Auch werden in einem solchen Fall sämtliche Garantieansprüche abgelehnt
- bei starker Sonneneinstrahlung und Wärme einen längeren Aufenthalt im Gartenhaus vermeiden; dies gilt insbesondere für Säuglinge, Kleinkinder und ältere Menschen.

GARANTIEBEDINGUNGEN

Wie alle Produkte unserer Produktpalette verfügt Ihr Gartenhaus über eine Grosfillex-Garantie mit folgenden Modalitäten:

Ab dem auf Ihrer Originalrechnung / Ihrem Kassenbeleg angegebenen Kaufdatum gewähren wir eine 10 jährige Garantie auf Material- und Fertigungsfehler.

Im Falle einer Reklamation sind die Vorlage der Rechnung / des Kassenbeleges, sowie die Angabe der Seriennummer sowie der Teilenummer des reklamierten Einzelteils notwendig. Diese Informationen finden Sie in Ihrer Aufbauanleitung und auf unserer Website <http://www.grosfillex-gardenhome.com/>.

Im berechtigten Reklamationsfall erhalten Sie kostenlos das benötigte Ersatzteil. Sollte ein entsprechendes Ersatzteil nicht erhältlich sein, bietet Ihnen Grosfillex ein ähnliches Teil gleicher Qualität an, das angepasst werden kann.

Sollten Sie weitere Probleme mit Ihrem Gartenhaus haben, sehen Sie nach Abhilfe auf unserer Website <http://www.grosfillex-gardenhome.com> nach, oder wenden Sie sich schriftlich an unseren Kundendienst.

Die Adresse lautet:

GROSFILLEX GMBH
Oststrasse 77
D-56235 RANSBACH-BAUMBACH

Wir werden so schnell wie möglich auf Ihr Reklamations Schreiben antworten.

GARANTIEAUSSCHLUSS:

Wir weisen darauf hin, dass unsere Garantie folgende Fälle nicht deckt:

- Abänderung des Produkts durch den Kunden
- Nichtbeachtung der Montage-, Gebrauchs- und Wartungsempfehlungen
- Verwendung von Teilen bzw. Einzelteilen, die nicht von Grosfillex geliefert wurden
- übermäßige Kraftanwendung beim Zusammenbauen des Gartenhauses
- Beschädigung des Materials durch die Ausströmung von chemischen Substanzen, die im Gartenhaus gelagert sind
- Verformung des Gartenhauses durch schwere Gegenstände, die an die Wand des Gartenhauses gelehnt wurden
- Befestigung von Haken, Schrauben, Trägern oder Aufhängesystemen, die nicht von Grosfillex geliefert bzw. empfohlen wurden
- allmähliches Verbleichen des Materials durch die Sonneneinstrahlung
- Abnutzung aufgrund eines normalen Gebrauchs und/oder normalen Alterung des Produkts
- Beschädigungen durch den Einsatz von Scheuermitteln oder nicht empfohlenen Waschmitteln für die Reinigung Ihres Gartenhauses Garden Home
- Verformung aufgrund von fehlenden oder defekten Fundamenten,
- Beschädigungen, die durch außergewöhnliche klimatische Verhältnisse verursacht wurden (Sturm, Orkan, Blitz, Überschwemmungen)
- Beschädigungen durch Geschosse



INFORMATION AND GUARATEE

Dear Customer,

You have just bought a Grosfillex Garden Home. Congratulations on your choice and thank you for the confidence that you have shown in us. We have been paying special attention to the quality of our products for more than 50 years. The quality of the materials used is subject to rigorous checks and is continuously renewed in order to give you the product that meets your expectations.

INFORMATION

The garden shed that you have just bought was designed to be used privately. It has not therefore been designed under any circumstances for a public event or for the exercise of a commercial activity. Depending on the location and the surface in question, the construction of your garden shed may require a work declaration or a prior request for planning permission. We therefore advise you to contact the relevant local authority to obtain all the necessary information before starting your work. Finally, we would like to draw your attention to certain practices that we strongly advise you not to follow:

- working using a naked flame close to or inside the shed,
- building the shed in a location which is very exposed to the wind,
- a fault in attaching the shed to the ground,
- attaching the shed to the bare ground without foundations,
- prolonged presence in the shed in the case of exposure to high levels of heat, especially for infants, young children or the elderly.

GUARANTEE CONDITIONS

Like all products in our range, your garden shed benefits from the Grosfillex guarantee as follows: The garden shed and its components are guaranteed against any material or manufacturing fault for 10 years as of the date of purchase which appears on your invoice or till receipt. **Should you wish to make a claim, you must quote the serial number of your Garden House and the reference of the faulty parts and present your purchase documents (invoice, till receipt). This information is quoted in your assembly instructions and on our website (<http://www.grosfillex-gardenhome.com/>). Therefore please keep your purchase document and your assembly instructions safe.** Should a missing or faulty part covered by the guarantee be replaced, Grosfillex agrees to deliver it to you as soon as possible free of charge. Should a part covered by the guarantee not be available, Grosfillex will replace it with an adaptable part of an identical quality. Should a problem arise with your Garden Home, please contact the Customer Relations Department via our website (www.grosfillex-gardenhome.com) or by post at the following address:

GROSFILLEX S.A.S.
S.A.V. Garden Home
Arbent
01100 OYONNAX
FRANCE

We will reply to your claim as soon as possible.

EXCLUDED FROM THE GUARANTEE

We wish to inform you that our guarantee will not cover the following cases:

- modification or alteration of the product by the client,
- non-compliance with the assembly, use or maintenance recommendations,
- use of parts or components not supplied by Grosfillex,
- excessive use of force when assembling the components,
- alteration of the PVC caused by the emanations of chemical products stored in the shed,
- deformation of the shed caused by the storage of heavy objects against the wall,
- attachment of hooks, screws, supports or suspension systems other than those supplied or recommended by Grosfillex,
- progressive decoloring of the PVC due to exposure to the sun's rays,
- wear and tear linked to the use and/or normal ageing of the product,
- use of abrasive products or detergents to clean your Garden Home,
- deformation due to the absence of foundations or faulty foundations,
- damage caused by exceptional climatic hazards (storms, hurricanes, lightning, floods),
- impacts caused by projectiles.



INFORMAZIONI E GARANZIA

Caro Cliente, Ha appena acquistato una Home Garden Grosfillex. Congratulazioni per la sua scelta. La ringraziamo per la fiducia espressa nei nostri confronti.

Da più di 50 anni fabbrichiamo i nostri prodotti con una particolare attenzione alla qualità. I materiali usati sono controllati rigorosamente e vengono continuamente rinnovati per consegnare prodotti conformi alle aspettative del nostro pubblico.

INFORMAZIONI

La casetta che ha appena acquistato è stata ideata per un uso privato e non per ricevere pubblico o praticare un'attività commerciale. In base alla posizione e alla superficie, la costruzione dovrà rispettare le dichiarazioni relative ai lavori o alle richieste di permessi. Le consigliamo di rivolgersi al Comune per ottenere tutte le informazioni utili prima di iniziare i lavori. E le chiediamo di prestare attenzione ad alcune pratiche fortemente sconsigliate:

- fiamma nuda vicino o all'interno della casa,
- zone esposte al vento,
- difetti di fissaggio,
- fissaggio senza fondamenta,
- permanenza prolungata con temperature alte – soprattutto per neonati, bambini o anziani

MODALITÀ DI GARANZIA

La Home Garden, come tutti i prodotti della nostra gamma, è garantita Grosfillex in base alle seguenti modalità: la casetta e i componenti sono garantiti contro difetti di materiali o fabbricazione per 10 anni a partire dalla data di acquisto riportata sullo scontrino. **In caso di reclami, sarà necessario fornire il numero di serie del prodotto e il codice del pezzo difettoso e presentare lo scontrino o la fattura dell'acquisto. Queste informazioni sono scritte sulle istruzioni e sul nostro sito www.grosfillex-gardenhome.com. Conservare quindi lo scontrino e le istruzioni.** Nel sostituire un pezzo mancante o difettoso coperto dalla garanzia, Grosfillex si impegna a consegnarlo gratuitamente il prima possibile. Se il pezzo coperto dalla garanzia non fosse più disponibile, Grosfillex lo sostituirà con un pezzo adattabile e della stessa qualità. Per qualsiasi problema incontrato con la Garden Home, la invitiamo a contattare il servizio clienti tramite il sito Internet (www.grosfillex-gardenhome.com) o per posta all'indirizzo seguente:

GROSFILLEX Spa
Servizio Dopo Vendita Garden Home
Via vercelli,5
13030 CARESANABLOT (VC)
ITALIA

Risponderemo il prima possibile ad ogni reclamo.

ESCLUSIONI DI GARANZIA

La informiamo che la garanzia non copre i seguenti casi:

- prodotto modificato o alterato dal cliente,
- mancato rispetto delle istruzioni di montaggio, uso o manutenzione,
- uso di pezzi o elementi non forniti da Grosfillex,
- uso eccessivo di forza nell'assemblare i pezzi,
- alterazione del PVC dovuta all'emanazione di prodotti chimici posti nella casa,
- deformazione del rifugio dovuta a oggetti pesanti contro le pareti
- fissaggio di ganci, viti, supporti o sistemi a sospensione diversi da quelli forniti o previsti da Grosfillex,
- scolorimento progressivo del PVC dovuto all'esposizione ai raggi del sole
- usura dovuta all'uso e/o all'invecchiamento normale del prodotto,
- uso di prodotti abrasivi o di detergenti per pulire la Garden Home,
- deformazione dovuta all'assenza di fondamenta o a fondamenta difettose,
- danni provocati da fattori climatici eccezionali (bufere, uragani, fulmini, alluvioni),
- scontri con oggetti lanciati e proiettili



INFORMACIÓN Y GARANTÍA

Estimado Cliente, Estimada Cliente,

Acaba de adquirir un cobertizo de jardín Grosfillex "Garden Home". Le felicitamos por su elección y le damos las gracias por la confianza que nos manifiesta.

Desde hace más de 50 años, prestamos una atención especial a la calidad de nuestros productos. La calidad de los materiales utilizados se somete a rigurosos controles sin cesar renovados, esto con el fin de entregarles un producto conforme a sus expectativas.

INFORMACIONES

El cobertizo de jardín que acaba de comprar, se ha concebido con vistas a una utilización privada. No se ha pensado, de modo alguno, para recibir público o ejercer una actividad comercial. Según el emplazamiento en el que se realice y según la superficie concernida, la construcción del cobertizo de jardín, puede estar sujeta a una declaración de obras o a una solicitud previa de licencia de obras. Así pues, le aconsejamos vaya al Ayuntamiento competente para que le informen debidamente antes de comenzar a montarlo. Por último, deseamos llamar su atención sobre algunas prácticas muy desaconsejadas:

- trabajos con una llama desnuda a proximidad o dentro del cobertizo,
- edificación del cobertizo en un emplazamiento muy expuesto al viento,
- Fallo de fijación del cobertizo en el suelo,
- Fijación del cobertizo a nivel del suelo sin cimiento,
- permanecer mucho tiempo en el cobertizo, en caso de que hiciese mucho calor, particularmente para los bebés, niños pequeños o personas mayores.

GARANTÍA MODALIDADES

El cobertizo de jardín se beneficia, al igual que los productos de nuestra gama, de la garantía Grosfillex según las siguientes modalidades. El cobertizo de jardín y sus componentes están garantizados contra cualquier defecto de materia o fabricación, durante un periodo de 10 años y esto, a partir de la fecha de compra inscrita en la factura o recibo de caja. **En caso de reclamación, deberá**

comunicarnos el número de serie del cobertizo "Garden Home", así como la referencia de la pieza defectuosa y presentar imperativamente el justificante de compra (factura, recibo de caja). Estas informaciones están indicadas en el manual de montaje, así como en nuestra página web www.grosfillex-gardenhome.com. Por tanto, piense en conservar bien su justificante de compra y su manual de montaje. En el caso de que se le cambie una pieza que falte o que esté defectuosa, cubierta por la garantía, Grosfillex se compromete a entregarle, sin gastos, dicha pieza en el más breve plazo. En caso de que una pieza cubierta por la garantía no estuviese disponible, Grosfillex la reemplazará por otra pieza que se adapte perfectamente y de calidad idéntica. Si tuviera cualquier tipo de problema con el cobertizo "Garden Home", le rogamos contacte con nuestro servicio al consumidor vía nuestra página Web (www.grosfillex-gardenhome.com) o por correo, a la siguiente dirección:

GROSFILLEX ESPANOLA SA
Garden Home
Cityparc
CTRA. De Hospitalet, 147-149
Edificio Berlia
08940 Cornellà de Llobregat

Responderemos cuanto antes a su reclamación.

EXCLUSIONES DE GARANTÍA

Le informamos que nuestra garantía queda excluida en los siguientes casos:

- modificación o alteración del producto por el cliente,
- incumplimiento de las recomendaciones de montaje, utilización o mantenimiento,
- utilización de piezas o componentes no suministrados por Grosfillex,
- uso excesivo de la fuerza durante el ensamblaje de los componentes,
- alteración del PVC debido a la emanación de productos químicos almacenados en el cobertizo,
- deformación del cobertizo debido al almacenamiento de objetos pesados contra las paredes,
- fijación de ganchos, tornillos, soportes o sistemas de suspensión, diferentes de aquellos suministrados o recomendados por Grosfillex,
- decoloración progresiva del PVC debida a la exposición a los rayos solares,
- desgaste vinculado a la utilización y/o al envejecimiento normal del producto,
- uso de productos abrasivos o detergentes para limpiar el cobertizo "Garden Home",
- Deformación debida a la ausencia de cimientos o a cimientos defectuosos
- daños causados por riesgos climáticos excepcionales (tormentas, huracanes, rayos, inundaciones),
- choques causados por proyectiles.



INFORMATIE EN WAARBORG

Geachte klant,

U heeft zojuist een Grosfillex tuinhuis gekocht. Wij feliciteren u met uw keuze en danken u voor het vertrouwen dat u in ons stelt. Reeds meer dan 50 jaar bescieden wij bijzondere aandacht aan de kwaliteit van onze producten. De kwaliteit van de gebruikte materialen wordt voortdurend streng gecontroleerd teneinde u producten te kunnen leveren die aan uw verwachtingen voldoen.

NUTTIGE INFORMATIE

Het tuinhuis dat u zojuist heeft aangekocht werd ontworpen voor eigen gebruik. Het dient dus in geen geval om mensen te ontvangen of een handelsactiviteit in uit te oefenen. Afhankelijk van de plaats en de ingenomen oppervlakte ervan, is het mogelijk dat voor de opbouw van dit tuinhuis een kleine bouwvergunning of voorafgaande aanvraag tot bouwvergunning is vereist. Wij raden u dan ook aan om, alvorens met de werken te starten, bij de gemeente hierover de nodige informatie in te winnen.

Wij dringen er bovendien op aan u op een aantal gevaren te wijzen:

- werk vooral niet met vuur in de buurt van of in het tuinhuis,
- zet het tuinhuis niet op een plaats waar het hevig waait,
- maak het vooral goed vast aan de ondergrond,
- zorg voor een goede fundering om het tuinhuis stevig aan de ondergrond vast te maken,
- blijf bij extreme hitte niet te lang in het tuinhuis en vermijd in deze omstandigheden vooral de aanwezigheid van voedsel, jonge kinderen en oudere mensen.

GARANTIEBEPALINGEN

Zoals op alle producten uit ons gamma is ook op dit tuinhuis een Grosfillex garantie van toepassing, onder de volgende voorwaarden: op dit tuinhuis wordt samen met alle onderdelen een garantie van 10 jaar verleend voor materiaal- of fabricagefouten, te rekenen vanaf de aankoopdatum die zich bovenaan de factuur of op het betalingsbewijs bevindt. **In geval van klachten is, zonder uitzondering, de vermelding van het serienummer van het Garden Home tuinhuis en de referentie van het defecte onderdeel vereist. Bovendien moet u uw aankoopbewijs kunnen voorleggen (factuur of kassabon). Deze informatie kunt u terugvinden op de montage instructies of op onze site www.grosfillexgardenhome.com. Bewaar dus zorgvuldig uw aankoopbewijs en de montage-instructies.** Wanneer een ontbrekend of defect onderdeel moet worden vervangen dat gedekt is door de garantie, verbindt Grosfillex zich ertoe om u dit onderdeel kosteloos en binnen de kortste termijnen te bezorgen. Is een door de garantie gedekt onderdeel niet langer beschikbaar, dan zal Grosfillex het vervangen door een gelijkwaardig onderdeel van dezelfde kwaliteit. Ondervindt u problemen met het Garden Home tuinhuis, gelieve dan contact op te nemen met onze consumentendienst via onze website (www.grosfillex-gardenhome.com) of schriftelijk op het volgende adres: Let op het adres van de website is op 2 verschillende manieren geschreven.

H5-62

GROSFILLEX S.A.S.
S.A.V. Garden Home
Arbent 01100 OYONNAX FRANCE

Wij behandelen uw klacht binnen de kortste termijnen.

UITSluiting van WAARBORG

Volgende gevallen zijn in geen geval door de garantie gedekt:

- wijziging of beschadiging van het product door de klant zelf,
- niet-naleving van de montage-, gebruik- of onderhoudsvorschriften,
- gebruik van stukken of onderdelen die niet door Grosfillex werden aangeleverd,
- overmatige krachtzetting bij het monteren van de onderdelen,
- beschadiging van het PVC door de uitwaseming van chemische producten bewaard in het tuinhuis,
- vervorming van het tuinhuis door de opstapeling van zware voorwerpen tegen de wanden,
- het vastmaken van andere haken, vijzen, steunen of ophangsystemen dan die voorgeschreven door Grosfillex,
- geleidelijke ontkleuring van het PVC door blootstelling aan zonnestralen,
- slijtage door gebruik en/of normale veroudering van het product,
- gebruik van bijtende middelen of zepen bij het onderhoud van het Garden Home tuinhuis,
- vervorming te wijten aan de afwezigheid of beschadiging van de funderingen,
- schade veroorzaakt door uitzonderlijke weersomstandigheden (storm, orkaan, bliksem, overstroming),
- schokken veroorzaakt door projectielen.



INFORMAÇÕES E GARANTIA

Caro Cliente, Parabéns, acaba de adquirir um abrigo de jardim Grosfillex Garden Home. Agradecemos a sua preferência e a sua confiança. Há mais de 50 anos que damos uma atenção particular à qualidade dos nossos produtos. A qualidade dos materiais utilizados é rigorosamente e repetidamente controlada para lhe fornecer um produto que corresponda às suas expectativas.

INFORMAÇÕES

O abrigo de jardim que acaba de adquirir foi concebido para uma utilização privada. Por conseguinte, não foi concebido para acolher público nem para exercer qualquer tipo de actividade comercial. Consoante o lugar onde se constrói e a superfície em questão, a construção do seu abrigo de jardim pode estar condicionada a um pedido prévio de licença de obra. Aconselhamos que se informe na junta de freguesia competente para obter todas as informações úteis antes de começar as obras. Finalmente, chamamos a atenção para algumas práticas fortemente desaconselhadas:

- trabalhos com chama nua à proximidade ou no interior do abrigo,
- Edificação do abrigo num lugar fortemente exposto ao vento,
- Defeito de fixação do abrigo ao chão,
- Fixação do abrigo directamente no chão, sem alicerces,
- Presença prolongada no abrigo em caso de exposição a um forte calor, em particular para os bebés, as crianças e os idosos.

GARANTIA - MODALIDADES

O seu abrigo de jardim beneficia, tal como todos os produtos da nossa gama, da garantia Grosfillex segundo as modalidades seguintes: Grosfillex garante que o seu abrigo de jardim e as suas componentes estão livres de defeitos de fabrico pelo período de 10 (dez) anos contados a partir da data de compra indicada na sua factura ou no talão da caixa. **Em caso de reclamação, é imperativo indicar o número de série do seu abrigo Garden Home, assim como a referência da peça defeituosa e apresentar o seu justificativo de compra (factura, talão da caixa).** Estas informações figuram no seu folheto de montagem, assim como no nosso site www.grosfillex-gardenhome.com. Não se esqueça de conservar o seu documento justificativo da compra e o seu folheto de montagem. Em caso de substituição de uma peça em falta ou defeituosa durante o período de garantia do produto, Grosfillex compromete-se a fornecer-lhe, sem custos, essa peça o mais brevemente possível. Se a peça com garantia já não estiver disponível, a substituição do produto defeituoso pode ser feita por um produto adaptável e de qualidade idêntica. Caso tenha um problema com o seu abrigo Garden Home, faça favor de entrar em contacto com o nosso serviço de apoio aos consumidores através do nosso site Internet (www.grosfillex-gardenhome.com) ou por correio endereçado a:

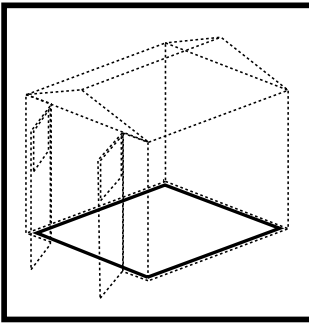
GROSFILLEX S.A.S.
S.A.V. Garden Home
Arbent 01100 OYONNAX FRANCE

Daremos uma resposta à sua reclamação o mais depressa possível.

EXCLUSÕES DE GARANTIA

Estão excluídos da garantia os defeitos provenientes:

- da modificação ou alteração do produto pelo cliente,
- do não respeito dos conselhos de montagem, de uso ou de manutenção,
- da utilização de peças ou componentes não fornecidos pela Grosfillex,
- do uso excessivo da força durante a montagem das componentes,
- da alteração do PVC devida às emanações de produtos químicos armazenados no abrigo,
- da deformação do abrigo devida ao armazenamento de objectos pesados contra as paredes,
- da fixação de ganchos, de parafusos, de suportes ou de sistemas de suspensão que não sejam fornecidos ou aconselhados pela Grosfillex,
- da decoloração progressiva do PVC devida à exposição aos raios solares,
- do desgaste devido à utilização e/ou ao envelhecimento normal do produto,
- do uso de produtos abrasivos ou de detergentes para limpar o seu abrigo Garden Home,
- da deformação devida à ausência de alicerces ou a alicerces defeituosos,
- de estragos provocados por condições climáticas excepcionais (tempestade, furacão, raio, inundações),
- de choques provocados por projecteis.


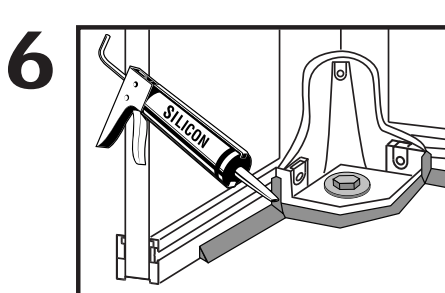
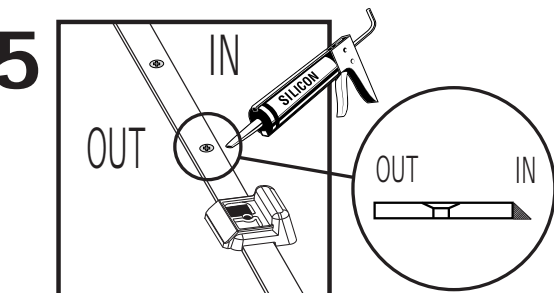


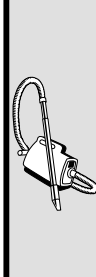


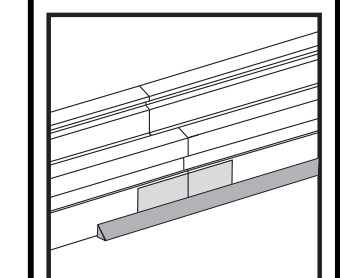

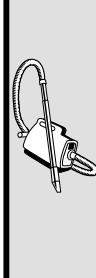
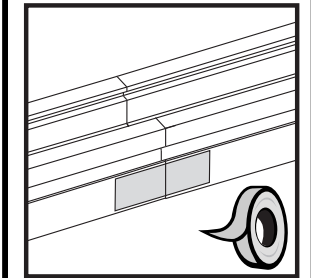
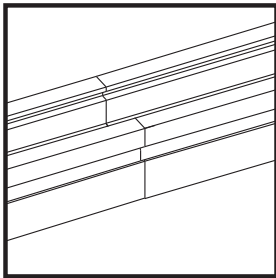
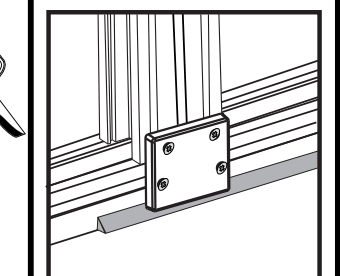
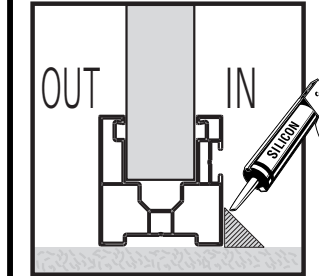
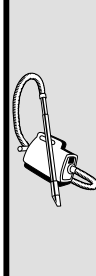
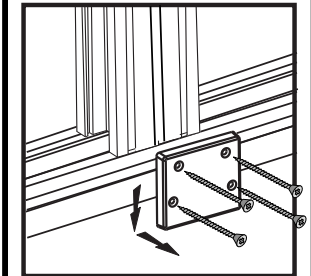
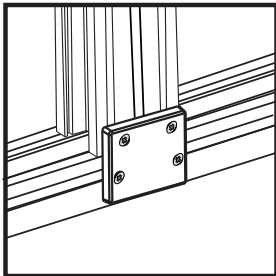


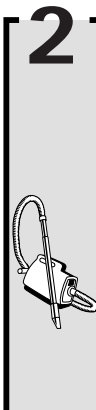


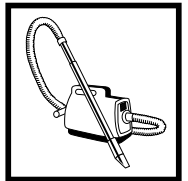

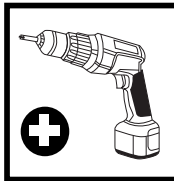
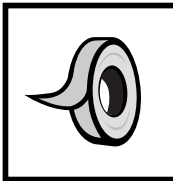
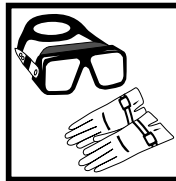


Conseils pour rendre étanche votre abri. Matériel nécessaire présenté non fourni (adhésif d'emballage transparent, cartouche silicone, ...)
 Tips for a waterproof shed. Necessary tools not supplied.

Consigli per rendere a tenuta stagna la vostra cassetta. Materiale necessario non fornito (nastro adesivo trasparente, silicone, etc.).
 Tipps zum Abdichten Ihres Hauses: Silikon, transparentes Abdichtband (nicht im Lieferumfang enthalten).

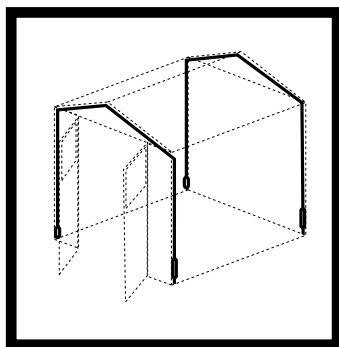
Consejos para que su casa de jardín sea impermeable. Material necesario no suministrado (adhesivo de embalaje transparente, cartucho de silicona, etc...).

Raad om uw tuinhuis waterdicht te maken. Materiaal niet meegeleverd (stevige transparante plakband, siliconevoeg, etc...).



Accessoires

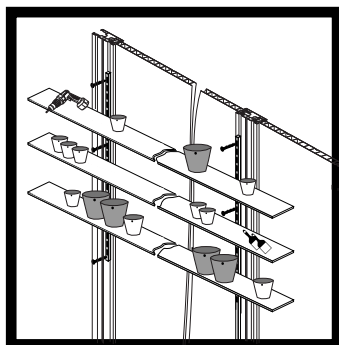
Accessories • Accessori • Zubehör • Accessoires • Accesorios



KIT D'ANCRAGE

Anchoring Kit
Kit di ancoraggio
Verankerungskit
Kit de anclaje
Verankeringskit

Ref : 22 954 031



KIT DE FIXATION

Attachment Kit
Kit di Fissaggio
Befestigungskit
Kit de fijación
Bevestigingskit

Ref : 22 950 136

**Grosfillex - Arbent
F-01107 Oyonnax**

Tél. 00 33 (0)4 74 73 30 30

Fax 00 33 (0)4 74 73 32 30

www.grosfillex-gardenhome.com

www.grosfillex.com